NEW MEXICO
DEFERRED COMPENSATION PLAN
Balancing Today's Needs and Tomorrow's Dreams

Second Quarter 2015 Plan Review
June 30, 2015

Public Employees Retirement Association for the Deferred Compensation Plan

Administered by:
Nationwide Retirement Solutions
10 W. Nationwide Boulevard
5-05-115X
Columbus, OH 43215

Local Address:
3600 Rodeo Lane, Suite B1
Santa Fe, NM 87507

Table of Contents

Section	Topic	Page(s)
	Executive Summary	1
I	**Participant Education Services**	
	-Enrollment Activity	
	-Enrollment Activity Summary	2
	-New Enrollment Contributions by Investment Options	2
	-Investment Diversification - New Participants by Number of Funds	3
	-Investment Diversification - New Participants by Number of Asset Classes	4
	-Investment Diversification - New Participants Invested in LifeCycle Portfolios	5
	-Group Meeting	6-13
	-Payout Activity	
	-Payout Activity Summary	14
	-Unforeseeable Withdrawal Activity	14
	-Systematic Withdrawal Distribution - Total Dollar Amounts	15
	-Systematic Withdrawal Distribution - Total Participants	15
	-Rollovers In - Total Dollar Amounts	16
	-Rollovers In - Total Participants	16
	-Rollovers Out - Total Dollar Amounts	17
	-Rollovers Out - Total Participants	17
	-All Loans - Total Dollar Amounts	18
	-All Loans - Total Participants	18
	-All Loans - Total Amount of Default Loans	19
	-All Loans - Total Numer of Default Loans	19
	-General Purpose Loans - Total Dollar Amounts	20
	-General Purpose Loans - Total Participants	20
	-Residential Purchase Loans - Total Dollar Amounts	21
	-Residential Purchase Loans - Total Participants	21
	-Self Directed Brokerage Options - Total Dollar Amounts	22
	-Self Directed Brokerage Options - Total Participants	22
	-Participant Services	
	-Participant Statements	23
	-VRU Utilization	23
	-Internet Utilization	24
	-Morningstar Online Advice	24
	-Customer Service Utilization	25
	-Spanish Customer Service Utilization	25
	-Participant Statistics	
	-Average Participant Account Balance by Age Group	26
	-Participants with a Balance by Age Group	26
	-Average Annualized Participant Deferrals by Age Group	27
	-Participants Actively Deferring by Age Group	27
	-Participants with a Balance by Asset Range	28
	-Participants with Balance	28
II	**Fund Investments**	
	-Assets and Contributions Summary	
	-Assets by Investment Carrier	29
	-Contributions by Investment Carrier	30
	-Assets by Asset Class Summary	31
	-Assets by Asset Class Detail	32-33
	-Contributions by Asset Class Summary	34
	-Contributions by Asset Class Detail	35-36
	-Investment Summary	
	-Investment Diversification - All Participants by Number of Funds	37
	-Investment Diversification - All Participants by Number of Asset Classes	38
	-Investment Diversification - All Participants Invested in LifeCycle Portfolios	39
	-Investment Performance - Total Return	40-42
	-Fee Summary	
	-Quarterly Fee Reconciliation	43
III	**Items of Interest**	
	-Items of Interest	44

NEW MEXICO
DEFERRED COMPENSATION PLAN

2Q2015 Executive Summary

Important Plan Stats & Demographics

- Current Assets: $499,687,100 (see page 29)
- Total Participants: 18,495 (see page 28)
- Increased Contributions: 423 (see page 2)
- Reinstatements: 26 (see page 2)
- Rollovers-In Activity: 39 new rollovers in representing $1,273,340 (see page 16)
- Rollovers-Out Activity: 72 new rollovers out representing $4,928,547 (see page 17)
- Loan Activity: 212 (see page 18)
- UE Activity: 109 (see page 14)
- Lifecycle Funds: 484 new participants enrolled in the lifecycle portfolios. (see page 5)
  56.00% of participants are diversified in 5 or more asset classes. (see page 38)
  52.19% of participants use Lifecycle Funds to achieve this diversification.
  (see page 39)

Enrollment Activities

- Nationwide representatives enrolled 466 employees during the first quarter, conducted 492 workshops and held 1,142 individual meetings reaching approximately 5,426 employees.

Achievements

- The new Participation Agreement is complete.
- The EZ Enrollment Form is complete – this ease in enrollment is welcomed by participants.
- Two Plans were added to the NM-PERA Plan program this quarter.
- Eide Bailly was chosen to perform the Plan's annual audit.
- A new loan amendment was approved in April by the PERA Board.
- The on-line scheduling tool – for participants to schedule meetings with their representative – is available.
- A website update – making it easier to see fund performance with fewer steps – has been completed.
- The MFS Settlement amount was used to reduce participant fees.

Initiatives – Upcoming or In Progress

- Enhanced security features will be added to the website throughout the year.
- Annual audit engagement letter is being drafted
- Nationwide will begin sharing ideas and presenting items around National Save for Retirement Week next quarter.

Participant Education Services

Enrollment Activity

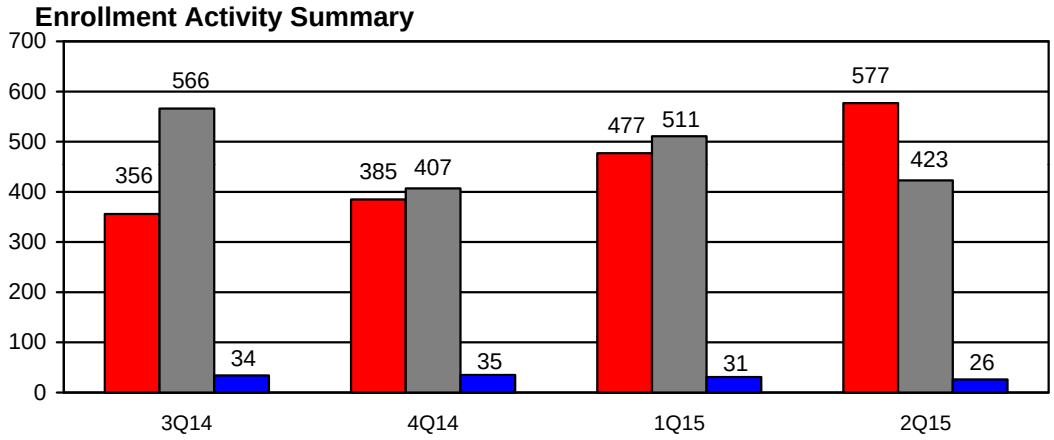

	3Q14	4Q14	1Q15	2Q15
New Enrollments	356	385	477	577
Increased Contributions	566	407	511	423
Reinstatements	34	35	31	26

*There were 466 new enrollments signed and 577 new accounts that received first deferral by quarter end.

New Enrollment Contributions by Investment Class

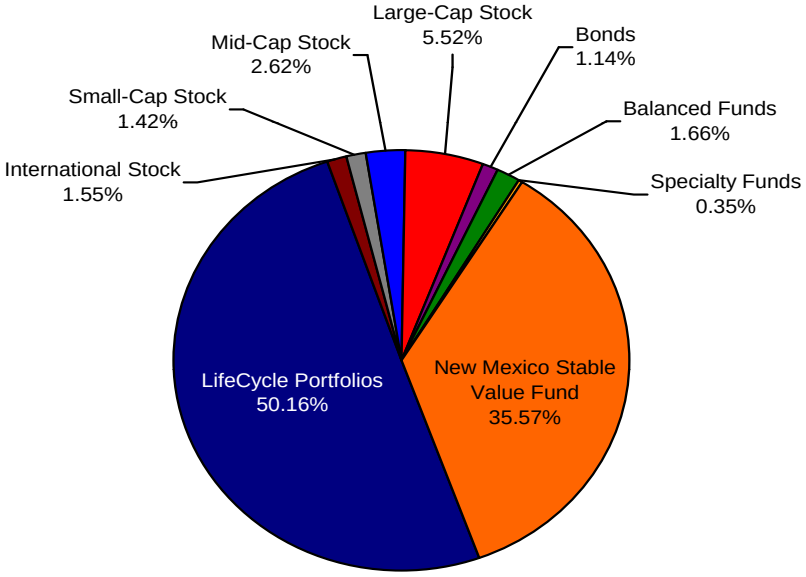

Investment Option	2Q15 New Enrollment Contributions	%
LifeCycle Portfolios	$150,657	50.16%
International Stock	$4,671	1.55%
Small-Cap Stock	$4,259	1.42%
Mid-Cap Stock	$7,878	2.62%
Large-Cap Stock	$16,593	5.52%
Bonds	$3,439	1.14%
Balanced Funds	$4,976	1.66%
Specialty	$1,046	0.35%
New Mexico Stable Value Fund	$106,854	35.57%
Total Investments	**$300,372**	**100%**

Enrollment Activity (continued)

Investment Diversification - New Participants by Number of Funds

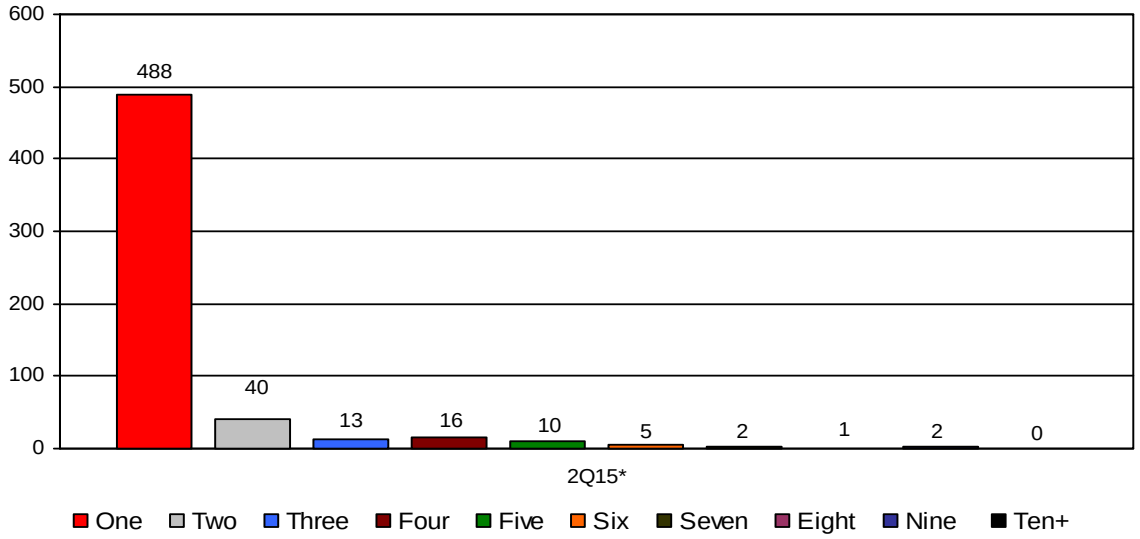

Number of Funds	# of Participants 3Q14	# of Participants 4Q14	# of Participants 1Q15	# of Participants 2Q15*
One	298	310	402	488
Two	19	36	32	40
Three	15	16	18	13
Four	6	7	9	16
Five	6	6	6	10
Six	4	3	3	5
Seven	3	1	3	2
Eight	3	3	2	1
Nine	1	1	1	2
Ten+	1	2	1	0
Total # of New Participants**	**356**	**385**	**477**	**577**

*These numbers represent the new participants who deferred into the plan by June 30, 2015.

**Total # of participants includes those using one or more LifeCycle Portfolios. One LifeCycle Portfolio equals one fund.

Enrollment Activity (continued)

Investment Diversification - New Participants by Number of Asset Classes

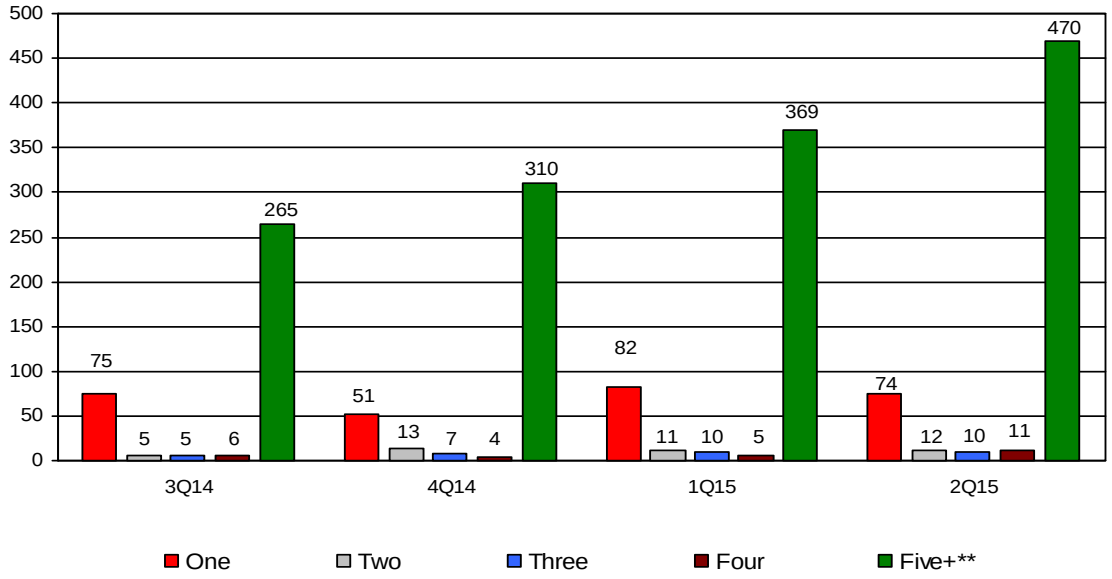

Number of Asset Classes	# of Participants 3Q14	# of Participants 4Q14	# of Participants 1Q15	# of Participants 2Q15
One	75	51	82	74
Two	5	13	11	12
Three	5	7	10	10
Four	6	4	5	11
Five+	265	310	369	470
Total # of New Participants**	**356**	**385**	**477**	**577**

*These numbers represent new participants who deferred into the plan by June 30, 2015.

**Participants taking advantage of LifeCycle Portfolios are captured as investing in 5+ asset classes.

Enrollment Activity (continued)

Investment Diversification -
New Participants Using LifeCycle Portfolios to Achieve Diversification

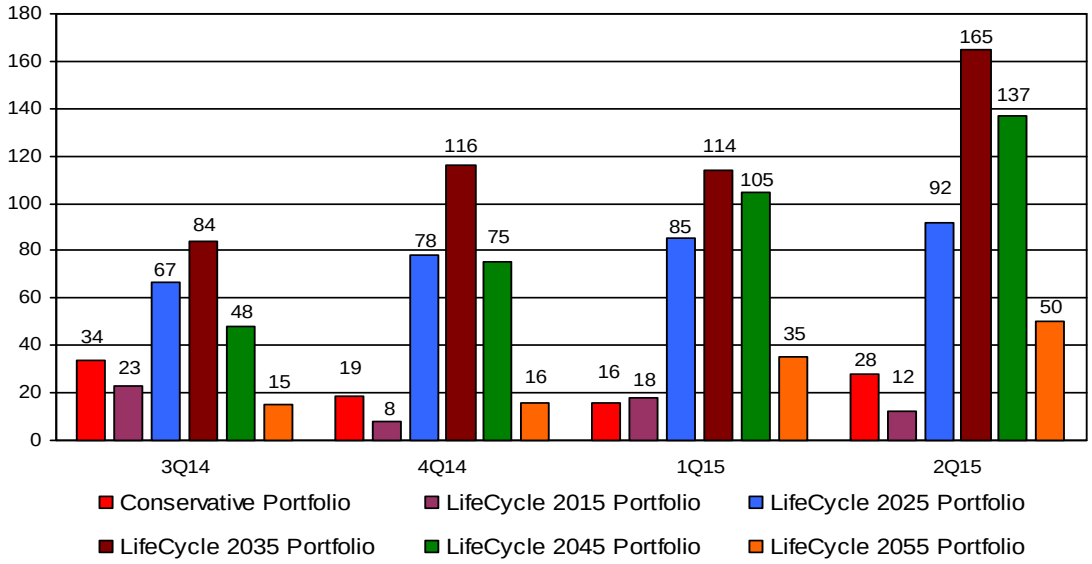

Fund	# of Participants 3Q14	# of Participants 4Q14	# of Participants 1Q15	# of Participants 2Q15
Conservative Portfolio	34	19	16	28
LifeCycle 2015 Portfolio	23	8	18	12
LifeCycle 2025 Portfolio	67	78	85	92
LifeCycle 2035 Portfolio	84	116	114	165
LifeCycle 2045 Portfolio	48	75	105	137
LifeCycle 2055 Portfolio	15	16	35	50
Total # of New Participants*	**271**	**312**	**373**	**484**

* Total reflects duplicate counts for participants invested in more than one LifeCycle Portfolio.

Group Meeting Activity

Summary Statistics

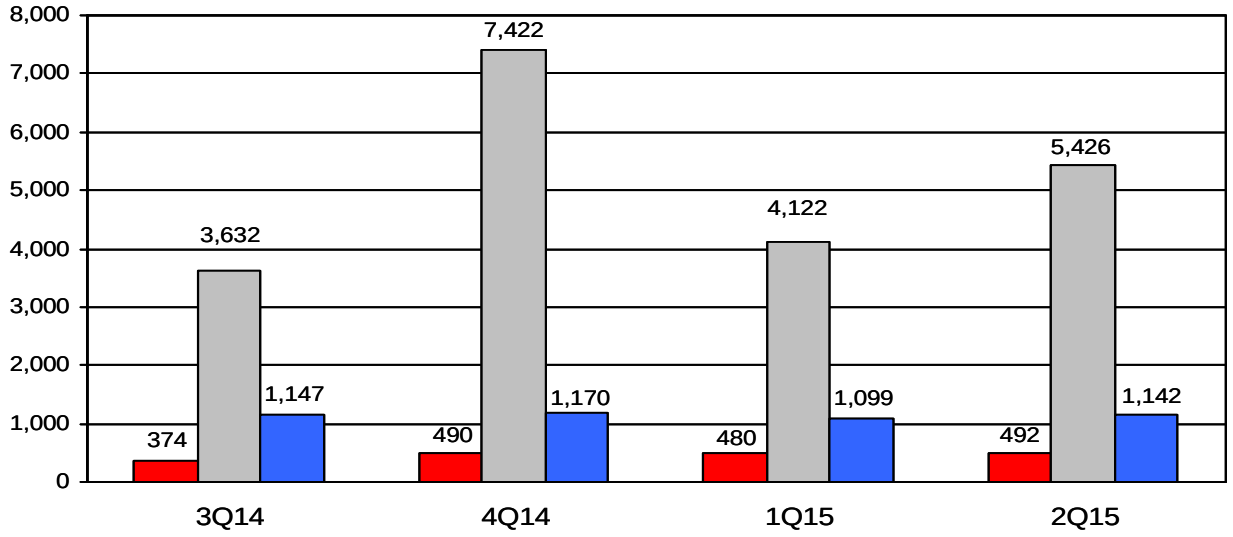

	3Q14	4Q14	1Q15	2Q15
Number of Group Meetings	374	490	480	492
Total Attendance at Group Meetings	3,632	7,422	4,122	5,426
Number of Individual Meetings	1,147	1,170	1,099	1,142

Group Meeting Activity (continued)

Second Quarter 2015 Scheduled Group Meetings

Workshop Type	Entity/Agency/Department	Location	Rep.	Week Ending	Attended
Join It	Central New Mexico Community College	Albuquerque	Puckett	4/3/2015	2
Asset Allocation	Central New Mexico Community College	Albuquerque	Puckett	4/3/2015	2
Join It	Department of Corrections	Santa Fe	Puckett	4/3/2015	12
Asset Allocation	Department of Corrections	Santa Fe	Puckett	4/3/2015	12
Join It	Bernalillo County	Albuquerque	Puckett	4/3/2015	3
Asset Allocation	Bernalillo County	Albuquerque	Puckett	4/3/2015	3
Join It	City of Albuquerque	Albuquerque	Puckett	4/3/2015	8
Asset Allocation	City of Albuquerque	Albuquerque	Puckett	4/3/2015	8
Join It	Bernalillo County	Albuquerque	Puckett	4/3/2015	2
Asset Allocation	Bernalillo County	Albuquerque	Puckett	4/3/2015	2
Join It	Children Youth and Families Department	Albuquerque	Puckett	4/3/2015	5
Asset Allocation	Children Youth and Families Department	Albuquerque	Puckett	4/3/2015	5
Join It	Department of Transportation	Santa Fe	Hodes	4/10/2015	6
Asset Allocation	Department of Transportation	Santa Fe	Hodes	4/10/2015	6
Join It	City of Santa Fe	Santa Fe	Hodes	4/10/2015	8
Asset Allocation	City of Santa Fe	Santa Fe	Hodes	4/10/2015	8
Join It	PERA	Santa Fe	Hodes	4/10/2015	7
Asset Allocation	PERA	Santa Fe	Hodes	4/10/2015	7
Join It	Department of Corrections	Santa Fe	Hodes	4/10/2015	10
Asset Allocation	Department of Corrections	Santa Fe	Hodes	4/10/2015	10
Join It	Department of Public Safety	Santa Fe	Hodes	4/10/2015	34
Asset Allocation	Department of Public Safety	Santa Fe	Hodes	4/10/2015	34
Join It	Children Youth and Families Department	Albuquerque	Puckett	4/10/2015	11
Asset Allocation	Children Youth and Families Department	Albuquerque	Puckett	4/10/2015	11
Join It	City of Albuquerque	Albuquerque	Puckett	4/10/2015	40
Asset Allocation	City of Albuquerque	Albuquerque	Puckett	4/10/2015	40
Join It	Albuquerque Bernalillo County Water Utility Authority	Albuquerque	Puckett	4/10/2015	4
Asset Allocation	Albuquerque Bernalillo County Water Utility Authority	Albuquerque	Puckett	4/10/2015	4
Join It	Children Youth and Families Department	Albuquerque	Puckett	4/10/2015	4
Asset Allocation	Children Youth and Families Department	Albuquerque	Puckett	4/10/2015	4
Join It	Thirteenth Judicial District Court	Albuquerque	Puckett	4/10/2015	10
Asset Allocation	Thirteenth Judicial District Court	Albuquerque	Puckett	4/10/2015	10
Join It	City of Albuquerque	Albuquerque	Puckett	4/10/2015	5
Asset Allocation	City of Albuquerque	Albuquerque	Puckett	4/10/2015	5
Join It	City of Albuquerque	Albuquerque	Puckett	4/10/2015	4
Asset Allocation	City of Albuquerque	Albuquerque	Puckett	4/10/2015	4
Join It	Department of Health	Lordsburg	Miller	4/10/2015	2
Asset Allocation	Department of Health	Lordsburg	Miller	4/10/2015	2
Join It	Human Services Department	Lordsburg	Miller	4/10/2015	2
Asset Allocation	Human Services Department	Lordsburg	Miller	4/10/2015	2
Join It	Children Youth and Families Department	Lordsburg	Miller	4/10/2015	2
Asset Allocation	Children Youth and Families Department	Lordsburg	Miller	4/10/2015	2
Join It	Sixth Judicial District Attorney	Lordsburg	Miller	4/10/2015	2
Asset Allocation	Sixth Judicial District Attorney	Lordsburg	Miller	4/10/2015	2
Join It	Hidalgo County	Lordsburg	Miller	4/10/2015	11
Asset Allocation	Hidalgo County	Lordsburg	Miller	4/10/2015	11
Join It	Town of Silver City	Silver City	Miller	4/10/2015	17
Asset Allocation	Town of Silver City	Silver City	Miller	4/10/2015	17
Join It	Grant County	Silver City	Miller	4/10/2015	7
Asset Allocation	Grant County	Silver City	Miller	4/10/2015	7
Join It	Village of Santa Clara	Santa Clara	Miller	4/10/2015	6
Asset Allocation	Village of Santa Clara	Santa Clara	Miller	4/10/2015	6
Join It	Department of Public Safety	Las Cruces	Miller	4/10/2015	2
Asset Allocation	Department of Public Safety	Las Cruces	Miller	4/10/2015	2
Join It	Santa Fe County	Santa Fe	Hodes	4/17/2015	5
Asset Allocation	Santa Fe County	Santa Fe	Hodes	4/17/2015	5
Join It	Department of Corrections	Santa Fe	Hodes	4/17/2015	6
Asset Allocation	Department of Corrections	Santa Fe	Hodes	4/17/2015	6
Join It	General Services Department	Santa Fe	Hodes	4/17/2015	4
Asset Allocation	General Services Department	Santa Fe	Hodes	4/17/2015	4
Join It	Albuquerque Bernalillo County Water Utility Authority	Albuquerque	Puckett	4/17/2015	4
Asset Allocation	Albuquerque Bernalillo County Water Utility Authority	Albuquerque	Puckett	4/17/2015	4
Join It	Bernalillo County	Albuquerque	Puckett	4/17/2015	4
Asset Allocation	Bernalillo County	Albuquerque	Puckett	4/17/2015	4
Join It	Department of Corrections	Santa Fe	Hodes	4/17/2015	8
Asset Allocation	Department of Corrections	Santa Fe	Hodes	4/17/2015	8
Join It	Department of Transportation	Grants	Puckett	4/17/2015	40

Asset Allocation	Department of Transportation	Grants	Puckett	4/17/2015	40
Join It	Village of Estancia	Estancia	Puckett	4/17/2015	10
Asset Allocation	Village of Estancia	Estancia	Puckett	4/17/2015	10
Join It	Department of Health	Silver City	Miller	4/17/2015	9
Asset Allocation	Department of Health	Silver City	Miller	4/17/2015	9
Join It	Third Judicial District Attorney	Las Cruces	Miller	4/17/2015	3
Asset Allocation	Third Judicial District Attorney	Las Cruces	Miller	4/17/2015	3
Join It	Dona Ana County-Detention	Las Cruces	Miller	4/17/2015	13
Asset Allocation	Dona Ana County-Detention	Las Cruces	Miller	4/17/2015	13
Join It	Dona Ana County-Administration	Las Cruces	Miller	4/17/2015	23
Asset Allocation	Dona Ana County-Administration	Las Cruces	Miller	4/17/2015	23
Join It	City of Las Cruces	Las Cruces	Miller	4/17/2015	15
Asset Allocation	City of Las Cruces	Las Cruces	Miller	4/17/2015	15
Join It	City of Las Cruces	Las Cruces	Miller	4/17/2015	8
Asset Allocation	City of Las Cruces	Las Cruces	Miller	4/17/2015	8
Join It	Department of Public Safety	Santa Fe	Hodes	4/24/2015	10
Asset Allocation	Department of Public Safety	Santa Fe	Hodes	4/24/2015	10
Join It	Department of Corrections	Santa Fe	Hodes	4/24/2015	14
Asset Allocation	Department of Corrections	Santa Fe	Hodes	4/24/2015	14
Join It	Children Youth and Families Department	Albuquerque	Puckett	4/24/2015	2
Asset Allocation	Children Youth and Families Department	Albuquerque	Puckett	4/24/2015	2
Join It	City of Albuquerque	Albuquerque	Puckett	4/24/2015	6
Asset Allocation	City of Albuquerque	Albuquerque	Puckett	4/24/2015	6
Join It	City of Albuquerque	Albuquerque	Puckett	4/24/2015	6
Asset Allocation	City of Albuquerque	Albuquerque	Puckett	4/24/2015	6
Join It	Western New Mexico Correctional Facility	Grants	Puckett	4/24/2015	16
Asset Allocation	Western New Mexico Correctional Facility	Grants	Puckett	4/24/2015	16
Join It	Chaves County	Roswell	Miller	4/24/2015	6
Asset Allocation	Chaves County	Roswell	Miller	4/24/2015	6
Join It	Chaves County	Roswell	Miller	4/24/2015	5
Asset Allocation	Chaves County	Roswell	Miller	4/24/2015	5
Join It	Chaves County	Roswell	Miller	4/24/2015	4
Asset Allocation	Chaves County	Roswell	Miller	4/24/2015	4
Join It	Chaves County	Roswell	Miller	4/24/2015	35
Asset Allocation	Chaves County	Roswell	Miller	4/24/2015	35
Join It	Chaves County	Roswell	Miller	4/24/2015	5
Asset Allocation	Chaves County	Roswell	Miller	4/24/2015	5
Join It	Chaves County	Roswell	Miller	4/24/2015	6
Asset Allocation	Chaves County	Roswell	Miller	4/24/2015	6
Join It	Ft. Bayard Medical Center	Silver City	Miller	4/24/2015	2
Asset Allocation	Ft. Bayard Medical Center	Silver City	Miller	4/24/2015	2
Join It	Santa Fe County	Santa Fe	Hodes	5/1/2015	5
Asset Allocation	Santa Fe County	Santa Fe	Hodes	5/1/2015	5
Join It	New Mexico Behavioral Health Institute	Las Vegas	Hodes	5/1/2015	10
Asset Allocation	New Mexico Behavioral Health Institute	Las Vegas	Hodes	5/1/2015	10
Join It	New Mexico Behavioral Health Institute	Las Vegas	Hodes	5/1/2015	3
Asset Allocation	New Mexico Behavioral Health Institute	Las Vegas	Hodes	5/1/2015	3
Join It	Fourth Judicial District Court	Las Vegas	Hodes	5/1/2015	6
Asset Allocation	Fourth Judicial District Court	Las Vegas	Hodes	5/1/2015	6
Join It	Educational Retirement Board	Santa Fe	Hodes	5/1/2015	12
Asset Allocation	Educational Retirement Board	Santa Fe	Hodes	5/1/2015	12
Join It	Aging and Long Term Services Department	Santa Fe	Hodes	5/1/2015	3
Asset Allocation	Aging and Long Term Services Department	Santa Fe	Hodes	5/1/2015	3
Join It	Department of Corrections	Santa Fe	Hodes	5/1/2015	11
Asset Allocation	Department of Corrections	Santa Fe	Hodes	5/1/2015	11
Join It	Department of Corrections	Santa Fe	Hodes	5/1/2015	15
Asset Allocation	Department of Corrections	Santa Fe	Hodes	5/1/2015	15
Join It	City of Albuquerque	Albuquerque	Puckett	5/1/2015	3
Asset Allocation	City of Albuquerque	Albuquerque	Puckett	5/1/2015	3
Join It	City of Albuquerque	Albuquerque	Puckett	5/1/2015	4
Asset Allocation	City of Albuquerque	Albuquerque	Puckett	5/1/2015	4
Join It	City of Albuquerque	Albuquerque	Puckett	5/1/2015	8
Asset Allocation	City of Albuquerque	Albuquerque	Puckett	5/1/2015	8
Join It	Department of Game and Fish	Roswell	Miller	5/1/2015	22
Asset Allocation	Department of Game and Fish	Roswell	Miller	5/1/2015	22
Join It	Town of Tularosa	Tularosa	Miller	5/1/2015	4
Asset Allocation	Town of Tularosa	Tularosa	Miller	5/1/2015	4
Join It	City of Alamogordo	Alamogordo	Miller	5/1/2015	19
Asset Allocation	City of Alamogordo	Alamogordo	Miller	5/1/2015	19
Join It	City of Alamogordo	Alamogordo	Miller	5/1/2015	12
Asset Allocation	City of Alamogordo	Alamogordo	Miller	5/1/2015	12

Join It	Otero County	Alamogordo	Miller	5/1/2015	30
Asset Allocation	Otero County	Alamogordo	Miller	5/1/2015	30
Join It	City of Alamogordo	Alamogordo	Miller	5/1/2015	11
Asset Allocation	City of Alamogordo	Alamogordo	Miller	5/1/2015	11
Join It	City of Las Cruces	Alamogordo	Miller	5/1/2015	2
Asset Allocation	City of Las Cruces	Alamogordo	Miller	5/1/2015	2
Join It	Department of Transportation	Santa Fe	Hodes	5/8/2015	6
Asset Allocation	Department of Transportation	Santa Fe	Hodes	5/8/2015	6
Join It	City of Santa Fe	Santa Fe	Hodes	5/8/2015	10
Asset Allocation	City of Santa Fe	Santa Fe	Hodes	5/8/2015	10
Join It	Department of Corrections	Santa Fe	Hodes	5/8/2015	11
Asset Allocation	Department of Corrections	Santa Fe	Hodes	5/8/2015	11
Join It	Retiree Healthcare Authority	Santa Fe	Hodes	5/8/2015	2
Asset Allocation	Retiree Healthcare Authority	Santa Fe	Hodes	5/8/2015	2
Join It	Department of Corrections	Santa Fe	Hodes	5/8/2015	9
Asset Allocation	Department of Corrections	Santa Fe	Hodes	5/8/2015	9
Join It	City of Albuquerque	Albuquerque	Puckett	5/8/2015	4
Asset Allocation	City of Albuquerque	Albuquerque	Puckett	5/8/2015	4
Join It	Public Defender	Albuquerque	Puckett	5/8/2015	3
Asset Allocation	Public Defender	Albuquerque	Puckett	5/8/2015	3
Join It	City of Gallup	Gallup	Puckett	5/8/2015	25
Asset Allocation	City of Gallup	Gallup	Puckett	5/8/2015	25
Join It	McKinley County	Gallup	Puckett	5/8/2015	5
Asset Allocation	McKinley County	Gallup	Puckett	5/8/2015	5
Join It	Albuquerque Bernalillo County Water Utility Authority	Albuquerque	Puckett	5/8/2015	30
Asset Allocation	Albuquerque Bernalillo County Water Utility Authority	Albuquerque	Puckett	5/8/2015	30
Join It	Department of Transportation	Albuquerque	Puckett	5/8/2015	3
Asset Allocation	Department of Transportation	Albuquerque	Puckett	5/8/2015	3
Join It	City of Las Cruces	Las Cruces	Miller	5/8/2015	13
Asset Allocation	City of Las Cruces	Las Cruces	Miller	5/8/2015	13
Join It	City of Las Cruces	Las Cruces	Miller	5/8/2015	5
Asset Allocation	City of Las Cruces	Las Cruces	Miller	5/8/2015	5
Join It	City of Las Cruces	Las Cruces	Miller	5/8/2015	15
Asset Allocation	City of Las Cruces	Las Cruces	Miller	5/8/2015	15
Join It	Farm and Ranch Museum	Las Cruces	Miller	5/8/2015	6
Asset Allocation	Farm and Ranch Museum	Las Cruces	Miller	5/8/2015	6
Join It	City of Las Cruces	Las Cruces	Miller	5/8/2015	3
Asset Allocation	City of Las Cruces	Las Cruces	Miller	5/8/2015	3
Join It	Southern New Mexico Correctional Facility	Las Cruces	Miller	5/8/2015	4
Asset Allocation	Southern New Mexico Correctional Facility	Las Cruces	Miller	5/8/2015	4
Join It	Santa Fe County	Santa Fe	Hodes	5/15/2015	5
Asset Allocation	Santa Fe County	Santa Fe	Hodes	5/15/2015	5
Join It	Highlands University	Las Vegas	Hodes	5/15/2015	13
Asset Allocation	Highlands University	Las Vegas	Hodes	5/15/2015	13
Join It	PERA	Santa Fe	Hodes	5/15/2015	4
Asset Allocation	PERA	Santa Fe	Hodes	5/15/2015	4
Join It	Santa Fe Fire Department	Santa Fe	Hodes	5/15/2015	20
Asset Allocation	Santa Fe Fire Department	Santa Fe	Hodes	5/15/2015	20
Join It	Santa Fe Fire Department	Santa Fe	Hodes	5/15/2015	11
Asset Allocation	Santa Fe Fire Department	Santa Fe	Hodes	5/15/2015	11
Join It	Department of Corrections	Santa Fe	Hodes	5/15/2015	9
Asset Allocation	Department of Corrections	Santa Fe	Hodes	5/15/2015	9
Join It	Department of Corrections	Santa Fe	Hodes	5/15/2015	10
Asset Allocation	Department of Corrections	Santa Fe	Hodes	5/15/2015	10
Join It	Sandoval County	Albuquerque	Puckett	5/15/2015	8
Asset Allocation	Sandoval County	Albuquerque	Puckett	5/15/2015	8
Join It	Sandoval County	Cuba	Puckett	5/15/2015	5
Asset Allocation	Sandoval County	Cuba	Puckett	5/15/2015	5
Join It	Bernalillo County	Albuquerque	Puckett	5/15/2015	20
Asset Allocation	Bernalillo County	Albuquerque	Puckett	5/15/2015	20
Join It	Bernalillo County	Albuquerque	Puckett	5/15/2015	4
Asset Allocation	Bernalillo County	Albuquerque	Puckett	5/15/2015	4
Join It	Sandoval County	Albuquerque	Puckett	5/15/2015	40
Asset Allocation	Sandoval County	Albuquerque	Puckett	5/15/2015	40
Join It	Bernalillo County	Albuquerque	Puckett	5/15/2015	20
Asset Allocation	Bernalillo County	Albuquerque	Puckett	5/15/2015	20
Join It	Albuquerque Bernalillo County Water Utility Authority	Albuquerque	Puckett	5/15/2015	17
Asset Allocation	Albuquerque Bernalillo County Water Utility Authority	Albuquerque	Puckett	5/15/2015	17
Join It	Albuquerque Bernalillo County Water Utility Authority	Albuquerque	Puckett	5/15/2015	8
Asset Allocation	Albuquerque Bernalillo County Water Utility Authority	Albuquerque	Puckett	5/15/2015	8
Join It	Bernalillo County	Albuquerque	Puckett	5/15/2015	15

Asset Allocation	Bernalillo County	Albuquerque	Puckett	5/15/2015	15
Join It	Children Youth and Families Department	Albuquerque	Puckett	5/15/2015	4
Asset Allocation	Children Youth and Families Department	Albuquerque	Puckett	5/15/2015	4
Join It	Bernalillo County	Albuquerque	Puckett	5/15/2015	8
Asset Allocation	Bernalillo County	Albuquerque	Puckett	5/15/2015	8
Join It	Albuquerque Bernalillo County Water Utility Authority	Albuquerque	Puckett	5/15/2015	9
Asset Allocation	Albuquerque Bernalillo County Water Utility Authority	Albuquerque	Puckett	5/15/2015	9
Join It	Department of Military Affairs	Roswell	Miller	5/15/2015	23
Asset Allocation	Department of Military Affairs	Roswell	Miller	5/15/2015	23
Join It	Fifth Judicial District Attorney	Roswell	Miller	5/15/2015	6
Asset Allocation	Fifth Judicial District Attorney	Roswell	Miller	5/15/2015	6
Join It	Fifth Judicial District Court	Roswell	Miller	5/15/2015	6
Asset Allocation	Fifth Judicial District Court	Roswell	Miller	5/15/2015	6
Join It	Taxation and Revenue Department	Roswell	Miller	5/15/2015	5
Asset Allocation	Taxation and Revenue Department	Roswell	Miller	5/15/2015	5
Join It	Department of Transportation	Roswell	Miller	5/15/2015	21
Asset Allocation	Department of Transportation	Roswell	Miller	5/15/2015	21
Join It	Bernalillo County	Albuquerque	Puckett	5/22/2015	10
Asset Allocation	Bernalillo County	Albuquerque	Puckett	5/22/2015	10
Join It	Los Ranchos de Albuquerque	anchos de Albuqu	Puckett	5/22/2015	4
Asset Allocation	Los Ranchos de Albuquerque	anchos de Albuqu	Puckett	5/22/2015	4
Join It	City of Albuquerque	Albuquerque	Puckett	5/22/2015	6
Asset Allocation	City of Albuquerque	Albuquerque	Puckett	5/22/2015	6
Join It	Bernalillo County	Albuquerque	Puckett	5/22/2015	4
Asset Allocation	Bernalillo County	Albuquerque	Puckett	5/22/2015	4
Join It	Albuquerque Bernalillo County Water Utility Authority	Albuquerque	Puckett	5/22/2015	40
Asset Allocation	Albuquerque Bernalillo County Water Utility Authority	Albuquerque	Puckett	5/22/2015	40
Join It	Bernalillo County	Albuquerque	Puckett	5/22/2015	3
Asset Allocation	Bernalillo County	Albuquerque	Puckett	5/22/2015	3
Join It	Sandoval County	Albuquerque	Puckett	5/22/2015	8
Asset Allocation	Sandoval County	Albuquerque	Puckett	5/22/2015	8
Join It	City of Albuquerque	Albuquerque	Puckett	5/22/2015	115
Asset Allocation	City of Albuquerque	Albuquerque	Puckett	5/22/2015	115
Join It	Dona Ana County	Las Cruces	Miller	5/22/2015	70
Asset Allocation	Dona Ana County	Las Cruces	Miller	5/22/2015	70
Join It	Dona Ana County	Las Cruces	Miller	5/22/2015	55
Asset Allocation	Dona Ana County	Las Cruces	Miller	5/22/2015	55
Join It	Dona Ana County	Las Cruces	Miller	5/22/2015	50
Asset Allocation	Dona Ana County	Las Cruces	Miller	5/22/2015	50
Join It	Dona Ana County	Las Cruces	Miller	5/22/2015	25
Asset Allocation	Dona Ana County	Las Cruces	Miller	5/22/2015	25
Join It	Dona Ana County	Las Cruces	Miller	5/22/2015	25
Asset Allocation	Dona Ana County	Las Cruces	Miller	5/22/2015	25
Join It	City of Las Cruces	Las Cruces	Miller	5/22/2015	6
Asset Allocation	City of Las Cruces	Las Cruces	Miller	5/22/2015	6
Join It	City of Las Cruces	Las Cruces	Miller	5/22/2015	2
Asset Allocation	City of Las Cruces	Las Cruces	Miller	5/22/2015	2
Join It	Department of Game and Fish	Las Cruces	Miller	5/22/2015	3
Asset Allocation	Department of Game and Fish	Las Cruces	Miller	5/22/2015	3
Join It	Santa Fe County	Santa Fe	Hodes	5/29/2015	5
Asset Allocation	Santa Fe County	Santa Fe	Hodes	5/29/2015	5
Join It	Bernalillo County	Albuquerque	Puckett	5/29/2015	45
Asset Allocation	Bernalillo County	Albuquerque	Puckett	5/29/2015	45
Join It	Bernalillo County	Albuquerque	Puckett	5/29/2015	6
Asset Allocation	Bernalillo County	Albuquerque	Puckett	5/29/2015	6
Join It	Bernalillo County	Albuquerque	Puckett	5/29/2015	3
Asset Allocation	Bernalillo County	Albuquerque	Puckett	5/29/2015	3
Join It	Bernalillo County	Albuquerque	Puckett	5/29/2015	35
Asset Allocation	Bernalillo County	Albuquerque	Puckett	5/29/2015	35
Join It	City of Albuquerque	Albuquerque	Puckett	5/29/2015	8
Asset Allocation	City of Albuquerque	Albuquerque	Puckett	5/29/2015	8
Join It	City of Albuquerque	Albuquerque	Puckett	5/29/2015	30
Asset Allocation	City of Albuquerque	Albuquerque	Puckett	5/29/2015	30
Join It	Albuquerque Bernalillo County Water Utility Authority	Albuquerque	Puckett	5/29/2015	3
Asset Allocation	Albuquerque Bernalillo County Water Utility Authority	Albuquerque	Puckett	5/29/2015	3
Join It	Bernalillo County	Albuquerque	Puckett	5/29/2015	26
Asset Allocation	Bernalillo County	Albuquerque	Puckett	5/29/2015	26
Join It	City of Albuquerque	Albuquerque	Puckett	5/29/2015	30
Asset Allocation	City of Albuquerque	Albuquerque	Puckett	5/29/2015	30
Join It	City of Albuquerque	Albuquerque	Puckett	5/29/2015	25
Asset Allocation	City of Albuquerque	Albuquerque	Puckett	5/29/2015	25

Join It	Human Services Department	Albuquerque	Puckett	5/29/2015	8
Asset Allocation	Human Services Department	Albuquerque	Puckett	5/29/2015	8
Join It	City of Albuquerque	Albuquerque	Puckett	5/29/2015	16
Asset Allocation	City of Albuquerque	Albuquerque	Puckett	5/29/2015	16
Join It	City of Carlsbad	Carlsbad	Miller	5/29/2015	10
Asset Allocation	City of Carlsbad	Carlsbad	Miller	5/29/2015	10
Join It	City of Carlsbad	Carlsbad	Miller	5/29/2015	8
Asset Allocation	City of Carlsbad	Carlsbad	Miller	5/29/2015	8
Join It	Eddy County	Carlsbad	Miller	5/29/2015	10
Asset Allocation	Eddy County	Carlsbad	Miller	5/29/2015	10
Join It	Children Youth and Families Department	Carlsbad	Miller	5/29/2015	17
Asset Allocation	Children Youth and Families Department	Carlsbad	Miller	5/29/2015	17
Join It	Aging and Long Term Services Department	Carlsbad	Miller	5/29/2015	2
Asset Allocation	Aging and Long Term Services Department	Carlsbad	Miller	5/29/2015	2
Join It	Eddy County	Carlsbad	Miller	5/29/2015	2
Asset Allocation	Eddy County	Carlsbad	Miller	5/29/2015	2
Join It	Department of Workforce Solutions	Carlsbad	Miller	5/29/2015	3
Asset Allocation	Department of Workforce Solutions	Carlsbad	Miller	5/29/2015	3
Join It	Living Desert State Park	Carlsbad	Miller	5/29/2015	2
Asset Allocation	Living Desert State Park	Carlsbad	Miller	5/29/2015	2
Join It	Children Youth and Families Department	Artesia	Miller	5/29/2015	2
Asset Allocation	Children Youth and Families Department	Artesia	Miller	5/29/2015	2
Join It	Department of Workforce Solutions	Artesia	Miller	5/29/2015	2
Asset Allocation	Department of Workforce Solutions	Artesia	Miller	5/29/2015	2
Join It	Department of Transportation	Santa Fe	Hodes	6/5/2015	5
Asset Allocation	Department of Transportation	Santa Fe	Hodes	6/5/2015	5
Join It	City of Santa Fe	Santa Fe	Hodes	6/5/2015	3
Asset Allocation	City of Santa Fe	Santa Fe	Hodes	6/5/2015	3
Join It	Energy Minerals and Natural Resources Department	Santa Fe	Hodes	6/5/2015	2
Asset Allocation	Energy Minerals and Natural Resources Department	Santa Fe	Hodes	6/5/2015	2
Join It	New Mexico Behavioral Health Institute	Las Vegas	Hodes	6/5/2015	9
Asset Allocation	New Mexico Behavioral Health Institute	Las Vegas	Hodes	6/5/2015	9
Join It	New Mexico Behavioral Health Institute	Las Vegas	Hodes	6/5/2015	2
Asset Allocation	New Mexico Behavioral Health Institute	Las Vegas	Hodes	6/5/2015	2
Join It	Department of Transportation	Las Vegas	Hodes	6/5/2015	2
Asset Allocation	Department of Transportation	Las Vegas	Hodes	6/5/2015	2
Join It	City of Albuquerque	Albuquerque	Puckett	6/5/2015	12
Asset Allocation	City of Albuquerque	Albuquerque	Puckett	6/5/2015	12
Join It	City of Albuquerque	Albuquerque	Puckett	6/5/2015	7
Asset Allocation	City of Albuquerque	Albuquerque	Puckett	6/5/2015	7
Join It	Bernalillo County	Albuquerque	Puckett	6/5/2015	4
Asset Allocation	Bernalillo County	Albuquerque	Puckett	6/5/2015	4
Join It	City of Albuquerque	Albuquerque	Puckett	6/5/2015	18
Asset Allocation	City of Albuquerque	Albuquerque	Puckett	6/5/2015	18
Join It	City of Albuquerque	Albuquerque	Puckett	6/5/2015	24
Asset Allocation	City of Albuquerque	Albuquerque	Puckett	6/5/2015	24
Join It	City of Albuquerque	Albuquerque	Puckett	6/5/2015	8
Asset Allocation	City of Albuquerque	Albuquerque	Puckett	6/5/2015	8
Join It	City of Albuquerque	Albuquerque	Puckett	6/5/2015	22
Asset Allocation	City of Albuquerque	Albuquerque	Puckett	6/5/2015	22
Join It	City of Albuquerque	Albuquerque	Puckett	6/5/2015	9
Asset Allocation	City of Albuquerque	Albuquerque	Puckett	6/5/2015	9
Join It	City of Las Cruces	Las Cruces	Miller	6/5/2015	3
Asset Allocation	City of Las Cruces	Las Cruces	Miller	6/5/2015	3
Join It	City of Carlsbad	Carlsbad	Miller	6/5/2015	4
Asset Allocation	City of Carlsbad	Carlsbad	Miller	6/5/2015	4
Join It	Fifth Judicial District Attorney	Carlsbad	Miller	6/5/2015	60
Asset Allocation	Fifth Judicial District Attorney	Carlsbad	Miller	6/5/2015	60
Join It	Santa Fe County	Santa Fe	Hodes	6/12/2015	3
Asset Allocation	Santa Fe County	Santa Fe	Hodes	6/12/2015	3
Join It	Santa Fe Police Department	Santa Fe	Hodes	6/12/2015	10
Asset Allocation	Santa Fe Police Department	Santa Fe	Hodes	6/12/2015	10
Join It	City of Raton	Santa Fe	Hodes	6/12/2015	2
Asset Allocation	City of Raton	Santa Fe	Hodes	6/12/2015	2
Join It	City of Las Vegas	Santa Fe	Hodes	6/12/2015	2
Asset Allocation	City of Las Vegas	Santa Fe	Hodes	6/12/2015	2
Join It	Sandoval County	Santa Fe	Hodes	6/12/2015	3
Asset Allocation	Sandoval County	Santa Fe	Hodes	6/12/2015	3
Join It	City of Santa Fe	Santa Fe	Hodes	6/12/2015	12
Asset Allocation	City of Santa Fe	Santa Fe	Hodes	6/12/2015	12
Join It	City of Santa Fe	Santa Fe	Hodes	6/12/2015	11

Asset Allocation	City of Santa Fe	Santa Fe	Hodes	6/12/2015	11
Join It	City of Santa Fe	Santa Fe	Hodes	6/12/2015	11
Asset Allocation	City of Santa Fe	Santa Fe	Hodes	6/12/2015	11
Join It	City of Santa Fe	Santa Fe	Hodes	6/12/2015	10
Asset Allocation	City of Santa Fe	Santa Fe	Hodes	6/12/2015	10
Join It	City of Albuquerque	Albuquerque	Puckett	6/12/2015	8
Asset Allocation	City of Albuquerque	Albuquerque	Puckett	6/12/2015	8
Join It	City of Albuquerque	Albuquerque	Puckett	6/12/2015	50
Asset Allocation	City of Albuquerque	Albuquerque	Puckett	6/12/2015	50
Join It	City of Albuquerque	Albuquerque	Puckett	6/12/2015	30
Asset Allocation	City of Albuquerque	Albuquerque	Puckett	6/12/2015	30
Join It	Children Youth and Families Department	Albuquerque	Puckett	6/12/2015	4
Asset Allocation	Children Youth and Families Department	Albuquerque	Puckett	6/12/2015	4
Join It	Dona Ana County	Las Cruces	Miller	6/12/2015	25
Asset Allocation	Dona Ana County	Las Cruces	Miller	6/12/2015	25
Join It	Dona Ana County	Las Cruces	Miller	6/12/2015	15
Asset Allocation	Dona Ana County	Las Cruces	Miller	6/12/2015	15
Join It	City of Truth or Consequences	ıth or Consequenc	Miller	6/12/2015	30
Asset Allocation	City of Truth or Consequences	ıth or Consequenc	Miller	6/12/2015	30
Join It	City of Truth or Consequences	ıth or Consequenc	Miller	6/12/2015	8
Asset Allocation	City of Truth or Consequences	ıth or Consequenc	Miller	6/12/2015	8
Join It	Human Services Department	ıth or Consequenc	Miller	6/12/2015	6
Asset Allocation	Human Services Department	ıth or Consequenc	Miller	6/12/2015	6
Join It	City of Farmington	Farmington	Hodes	6/19/2015	4
Asset Allocation	City of Farmington	Farmington	Hodes	6/19/2015	4
Join It	City of Farmington	Farmington	Hodes	6/19/2015	4
Asset Allocation	City of Farmington	Farmington	Hodes	6/19/2015	4
Join It	City of Farmington	Farmington	Hodes	6/19/2015	4
Asset Allocation	City of Farmington	Farmington	Hodes	6/19/2015	4
Join It	City of Farmington	Farmington	Hodes	6/19/2015	5
Asset Allocation	City of Farmington	Farmington	Hodes	6/19/2015	5
Join It	City of Farmington	Farmington	Hodes	6/19/2015	3
Asset Allocation	City of Farmington	Farmington	Hodes	6/19/2015	3
Join It	City of Farmington	Farmington	Hodes	6/19/2015	5
Asset Allocation	City of Farmington	Farmington	Hodes	6/19/2015	5
Join It	San Juan County	Aztec	Hodes	6/19/2015	5
Asset Allocation	San Juan County	Aztec	Hodes	6/19/2015	5
Join It	San Juan County	Aztec	Hodes	6/19/2015	7
Asset Allocation	San Juan County	Aztec	Hodes	6/19/2015	7
Join It	San Juan County	Aztec	Hodes	6/19/2015	8
Asset Allocation	San Juan County	Aztec	Hodes	6/19/2015	8
Join It	San Juan County	Aztec	Hodes	6/19/2015	2
Asset Allocation	San Juan County	Aztec	Hodes	6/19/2015	2
Join It	Children Youth and Families Department	Los Lunas	Puckett	6/19/2015	8
Asset Allocation	Children Youth and Families Department	Los Lunas	Puckett	6/19/2015	8
Join It	Central New Mexico Community College	Albuquerque	Puckett	6/19/2015	3
Asset Allocation	Central New Mexico Community College	Albuquerque	Puckett	6/19/2015	3
Join It	City of Albuquerque	Albuquerque	Puckett	6/19/2015	6
Asset Allocation	City of Albuquerque	Albuquerque	Puckett	6/19/2015	6
Join It	Village of Los Lunas	Los Lunas	Puckett	6/19/2015	7
Asset Allocation	Village of Los Lunas	Los Lunas	Puckett	6/19/2015	7
Join It	Central New Mexico Correctional Facility	Los Lunas	Puckett	6/19/2015	50
Asset Allocation	Central New Mexico Correctional Facility	Los Lunas	Puckett	6/19/2015	50
Join It	Central New Mexico Correctional Facility	Los Lunas	Puckett	6/19/2015	40
Asset Allocation	Central New Mexico Correctional Facility	Los Lunas	Puckett	6/19/2015	40
Join It	Children Youth and Families Department	Albuquerque	Puckett	6/19/2015	9
Asset Allocation	Children Youth and Families Department	Albuquerque	Puckett	6/19/2015	9
Join It	Fifth Judicial District Attorney	Hobbs	Miller	6/19/2015	6
Asset Allocation	Fifth Judicial District Attorney	Hobbs	Miller	6/19/2015	6
Join It	Lea County	Hobbs	Miller	6/19/2015	25
Asset Allocation	Lea County	Hobbs	Miller	6/19/2015	25
Join It	Workers Compensation Administration	Lovington	Miller	6/19/2015	3
Asset Allocation	Workers Compensation Administration	Lovington	Miller	6/19/2015	3
Join It	Magistrate Court	Lovington	Miller	6/19/2015	4
Asset Allocation	Magistrate Court	Lovington	Miller	6/19/2015	4
Join It	Fifth Judicial District Court	Lovington	Miller	6/19/2015	7
Asset Allocation	Fifth Judicial District Court	Lovington	Miller	6/19/2015	7
Join It	Department of Transportation	Tatum	Miller	6/19/2015	7
Asset Allocation	Department of Transportation	Tatum	Miller	6/19/2015	7
Join It	Environment Department	Hobbs	Miller	6/19/2015	6
Asset Allocation	Environment Department	Hobbs	Miller	6/19/2015	6

Join It	City of Hobbs	Hobbs	Miller	6/19/2015	3
Asset Allocation	City of Hobbs	Hobbs	Miller	6/19/2015	3
Join It	City of Lovington	Lovington	Miller	6/19/2015	3
Asset Allocation	City of Lovington	Lovington	Miller	6/19/2015	3
Join It	City of Hobbs	Hobbs	Miller	6/19/2015	2
Asset Allocation	City of Hobbs	Hobbs	Miller	6/19/2015	2
Join It	Department of Public Safety	Hobbs	Miller	6/19/2015	3
Asset Allocation	Department of Public Safety	Hobbs	Miller	6/19/2015	3
Join It	Santa Fe County	Santa Fe	Hodes	6/26/2015	10
Asset Allocation	Santa Fe County	Santa Fe	Hodes	6/26/2015	10
Join It	Department of Transportation	Santa Fe	Hodes	6/26/2015	2
Asset Allocation	Department of Transportation	Santa Fe	Hodes	6/26/2015	2
Join It	Rio Arriba County	Espanola	Hodes	6/26/2015	4
Asset Allocation	Rio Arriba County	Espanola	Hodes	6/26/2015	4
Join It	Rio Arriba County	Tierra Amarilla	Hodes	6/26/2015	8
Asset Allocation	Rio Arriba County	Tierra Amarilla	Hodes	6/26/2015	8
Join It	Department of Corrections	Santa Fe	Hodes	6/26/2015	4
Asset Allocation	Department of Corrections	Santa Fe	Hodes	6/26/2015	4
Join It	Bernalillo County	Albuquerque	Puckett	6/26/2015	4
Asset Allocation	Bernalillo County	Albuquerque	Puckett	6/26/2015	4
Join It	City of Albuquerque	Albuquerque	Puckett	6/26/2015	3
Asset Allocation	City of Albuquerque	Albuquerque	Puckett	6/26/2015	3
Join It	Bernalillo County	Albuquerque	Puckett	6/26/2015	5
Asset Allocation	Bernalillo County	Albuquerque	Puckett	6/26/2015	5
Join It	Bernalillo County	Albuquerque	Puckett	6/26/2015	6
Asset Allocation	Bernalillo County	Albuquerque	Puckett	6/26/2015	6
Join It	Department of Public Safety	Las Cruces	Miller	6/26/2015	2
Asset Allocation	Department of Public Safety	Las Cruces	Miller	6/26/2015	2
Join It	Department of Transportation	Williamsburg	Miller	6/26/2015	9
Asset Allocation	Department of Transportation	Williamsburg	Miller	6/26/2015	9
Join It	Department of Health	ıth or Consequenc	Miller	6/26/2015	8
Asset Allocation	Department of Health	ıth or Consequenc	Miller	6/26/2015	8
Join It	Seventh Judicial District Court	ıth or Consequenc	Miller	6/26/2015	2
Asset Allocation	Seventh Judicial District Court	ıth or Consequenc	Miller	6/26/2015	2
Join It	Energy Minerals and Natural Resources Department	Elephant Butte	Miller	6/26/2015	7
Asset Allocation	Energy Minerals and Natural Resources Department	Elephant Butte	Miller	6/26/2015	7
Join It	Department of Public Safety	ıth or Consequenc	Miller	6/26/2015	2
Asset Allocation	Department of Public Safety	ıth or Consequenc	Miller	6/26/2015	2
Join It	Sierra County	ıth or Consequenc	Miller	6/26/2015	2
Asset Allocation	Sierra County	ıth or Consequenc	Miller	6/26/2015	2
Join It	Sierra County	ıth or Consequenc	Miller	6/26/2015	3
Asset Allocation	Sierra County	ıth or Consequenc	Miller	6/26/2015	3
Join It	Sierra County	ıth or Consequenc	Miller	6/26/2015	3
Asset Allocation	Sierra County	ıth or Consequenc	Miller	6/26/2015	3
Join It	Village of Eagle Nest	Eagle Nest	Hodes	6/30/2015	5
Asset Allocation	Village of Eagle Nest	Eagle Nest	Hodes	6/30/2015	5
Join It	Village of Angel Fire	Angel Fire	Hodes	6/30/2015	16
Asset Allocation	Village of Angel Fire	Angel Fire	Hodes	6/30/2015	16
Join It	Village of Red River	Red River	Hodes	6/30/2015	8
Asset Allocation	Village of Red River	Red River	Hodes	6/30/2015	8
Join It	Town of Taos	Taos	Hodes	6/30/2015	17
Asset Allocation	Town of Taos	Taos	Hodes	6/30/2015	17
Join It	Village of Taos Ski Valley	Taos	Hodes	6/30/2015	12
Asset Allocation	Village of Taos Ski Valley	Taos	Hodes	6/30/2015	12
Join It	Town of Taos	Taos	Hodes	6/30/2015	8
Asset Allocation	Town of Taos	Taos	Hodes	6/30/2015	8
Join It	City of Albuquerque	Albuquerque	Puckett	6/30/2015	3
Asset Allocation	City of Albuquerque	Albuquerque	Puckett	6/30/2015	3
Join It	City of Albuquerque	Albuquerque	Puckett	6/30/2015	5
Asset Allocation	City of Albuquerque	Albuquerque	Puckett	6/30/2015	5
Join It	City of Albuquerque	Albuquerque	Puckett	6/30/2015	6
Asset Allocation	City of Albuquerque	Albuquerque	Puckett	6/30/2015	6
Join It	Aging and Long Term Services Department	Albuquerque	Puckett	6/30/2015	7
Asset Allocation	Aging and Long Term Services Department	Albuquerque	Puckett	6/30/2015	7
Join It	Bernalillo County	Albuquerque	Puckett	6/30/2015	4
Asset Allocation	Bernalillo County	Albuquerque	Puckett	6/30/2015	4
Join It	Third Judicial District Attorney	Las Cruces	Miller	6/30/2015	15
Asset Allocation	Third Judicial District Attorney	Las Cruces	Miller	6/30/2015	15

Payout Activity

Payout Activity Summary

- Termination Requests Received by the local Santa Fe office due to Retirement or other Separation from Service.

3Q14	# of Payouts	4Q14	# of Payouts	1Q15	# of Payouts	2Q15	# of Payouts
July	122	October	131	January	140	April	112
August	135	November	99	February	129	May	110
September	112	December	116	March	134	June	124
Total	**369**	**Total**	**346**	**Total**	**403**	**Total**	**346**

Unforeseeable Withdrawal Activity

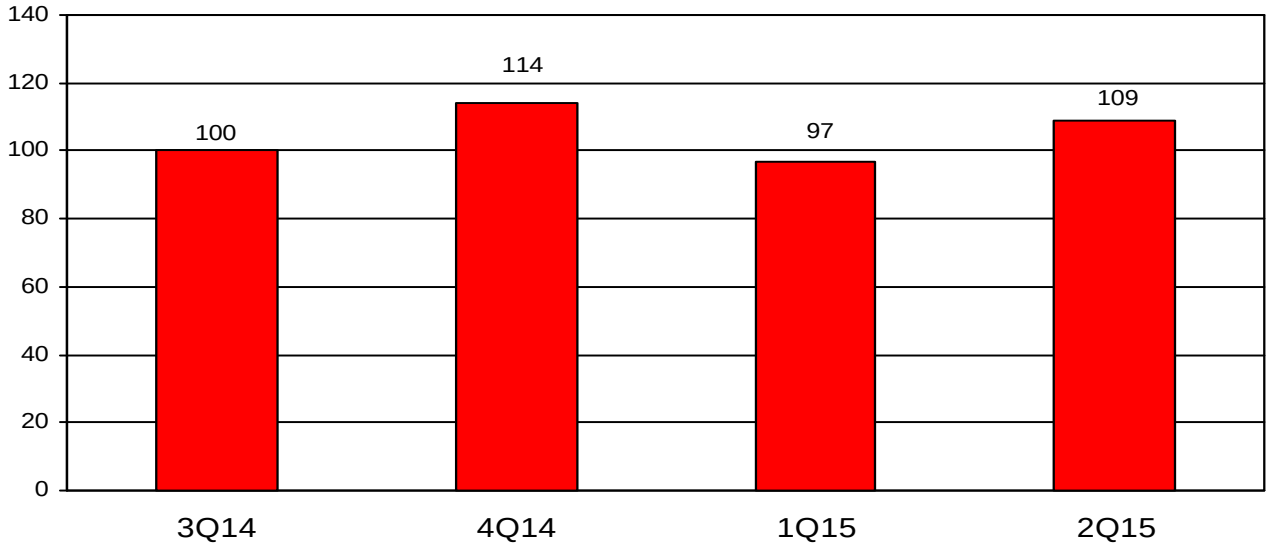

	3Q14	4Q14	1Q15	2Q15
New Requests	100	114	97	109

Payout Activity (continued)

Systematic Withdrawal Distribution - Total Dollar Amounts

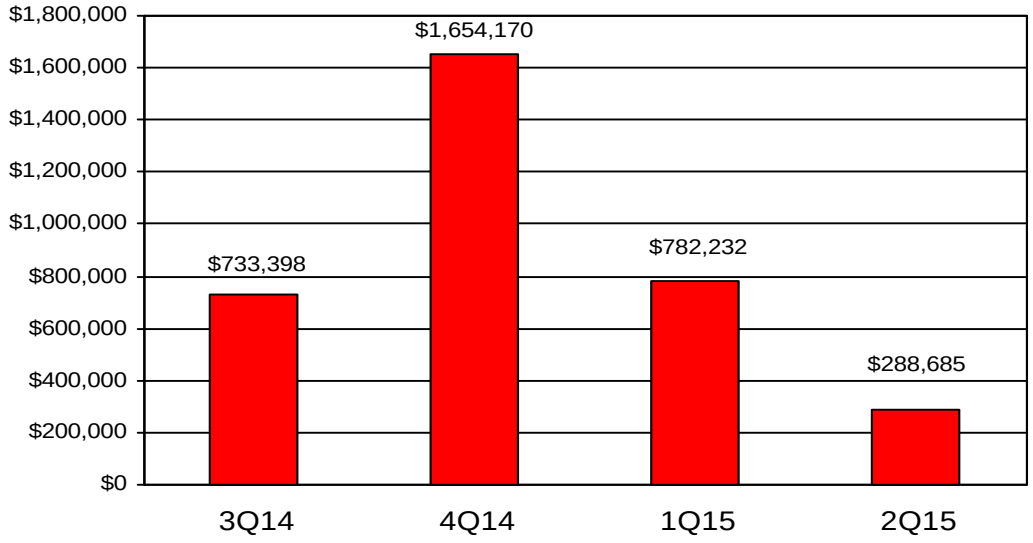

	3Q14	4Q14	1Q15	2Q15
Total Amount Distributed to Participants	$733,398	$1,654,170	$782,232	$288,685

Systematic Withdrawal Distribution - Total Participants

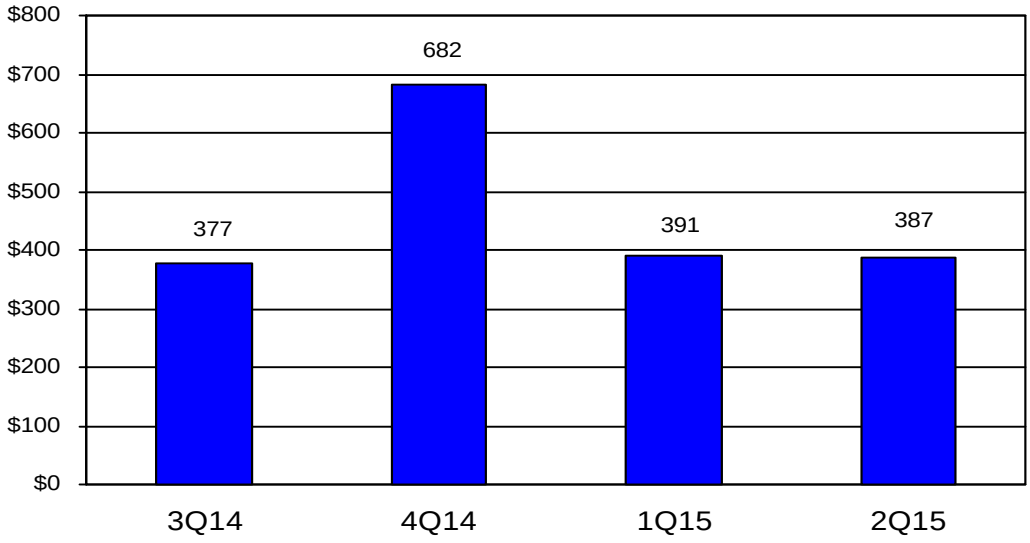

	3Q14	4Q14	1Q15	2Q15
Systematic Withdrawal	377	682	391	387

Payout Activity (continued)

Rollovers In - Total Dollar Amounts

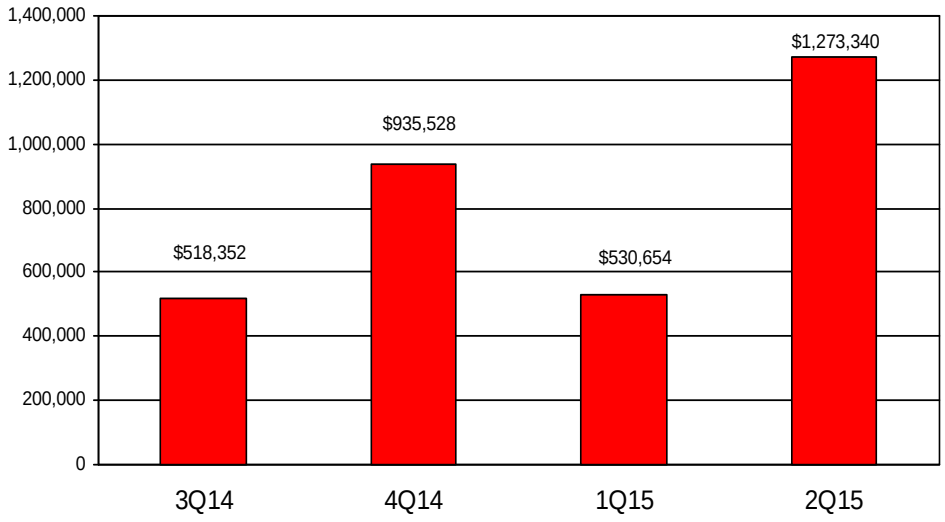

	3Q14	4Q14	1Q15	2Q15
Total Amount of Incoming	$518,352	$935,528	$530,654	$1,273,340

Rollovers In - Total Participants

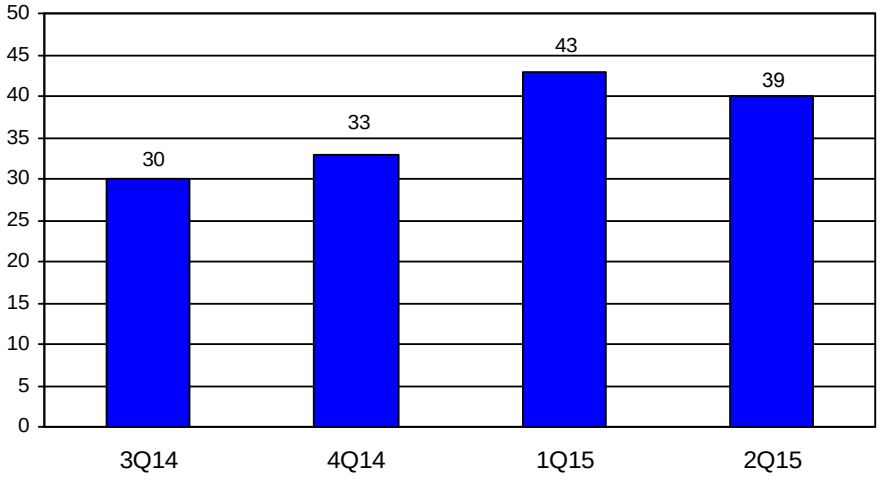

	3Q14	4Q14	1Q15	2Q15
Total Number of Incoming	30	33	43	39

Payout Activity (continued)

Rollovers Out - Total Dollar Amounts

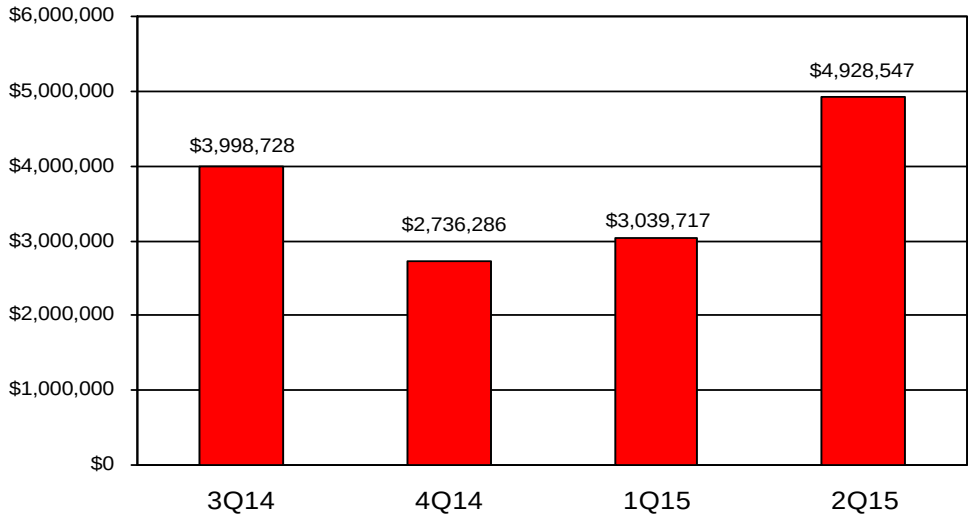

	3Q14	4Q14	1Q15	2Q15
Total Amount Distributed to Outgoing Rollovers	$3,998,728	$2,736,286	$3,039,717	$4,928,547

Rollovers Out - Total Participants

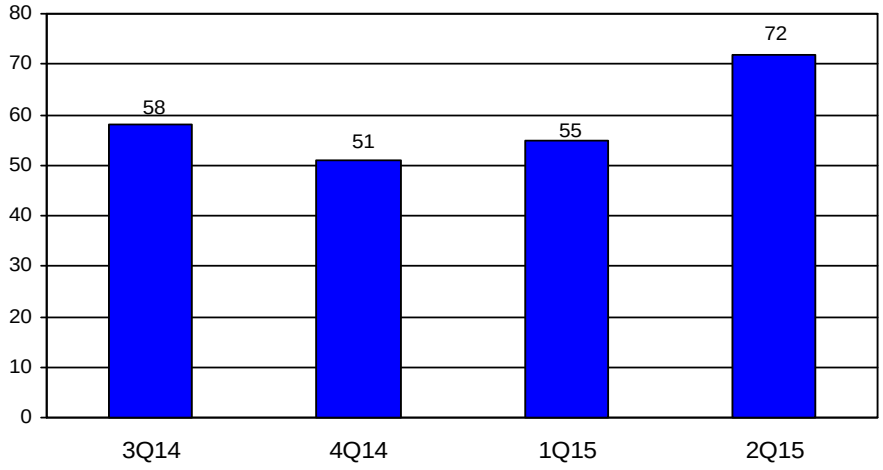

	3Q14	4Q14	1Q15	2Q15
Total Number of Participants with Outgoing Rollovers	58	51	55	72

Payout Activity (continued)

All Loans - Total Dollar Amounts

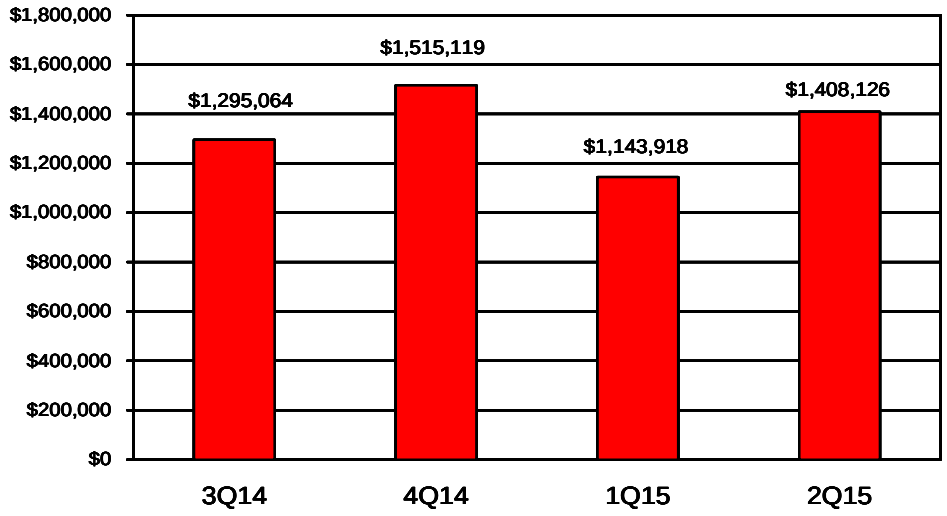

	3Q14	4Q14	1Q15	2Q15
Total Amount Distributed due to Loans	$1,295,064	$1,515,119	$1,143,918	$1,408,126

All Loans - Total Participants

Total Participants With Outstanding Loans = 1,846

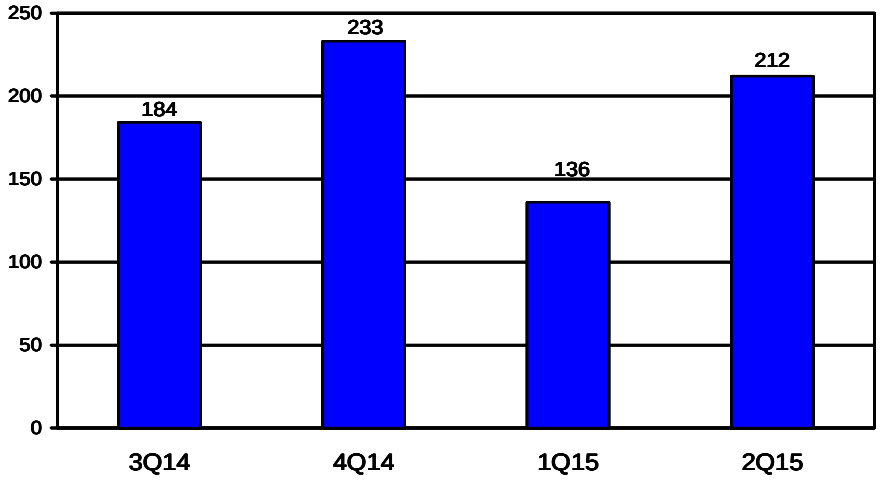

	3Q14	4Q14	1Q15	2Q15
Total Number of Participants who Received Loans	184	233	136	212

Payout Activity (continued)

All Loans - Total Amount of Default Loans

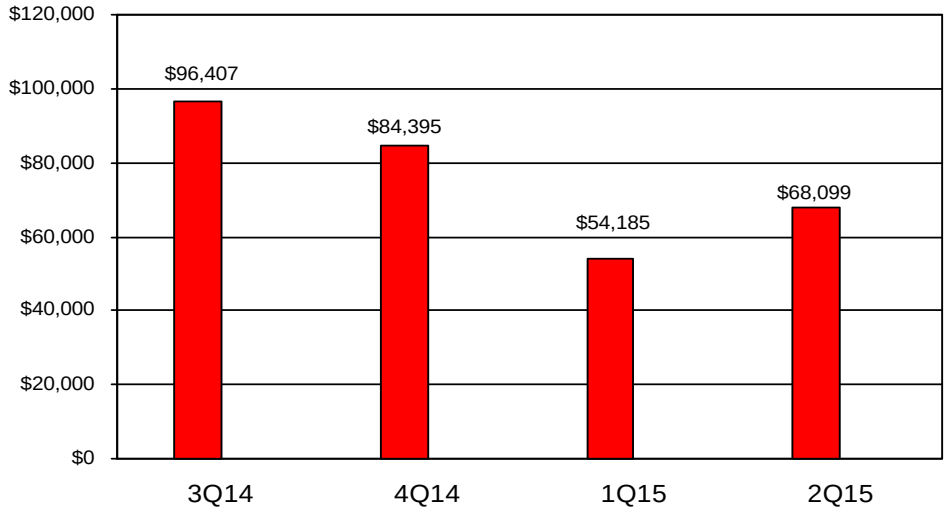

	3Q14	4Q14	1Q15	2Q15
Total Amount of Default Loans	$96,407	$84,395	$54,185	$68,099

All Loans - Total Number of Default Loans

Total Participants With Defaulted Loans = 447

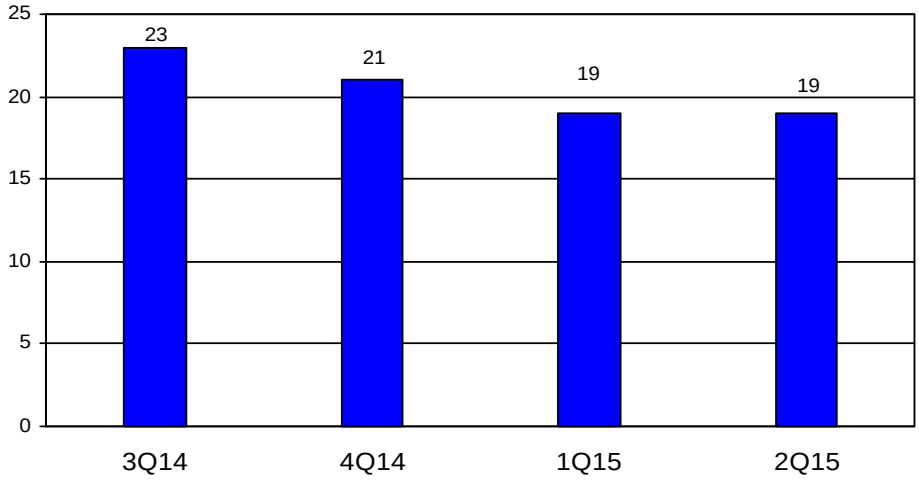

	3Q14	4Q14	1Q15	2Q15
Total Number of Default Loans	23	21	19	19

Payout Activity (continued)

General Purpose Loans - Total Dollar Amounts

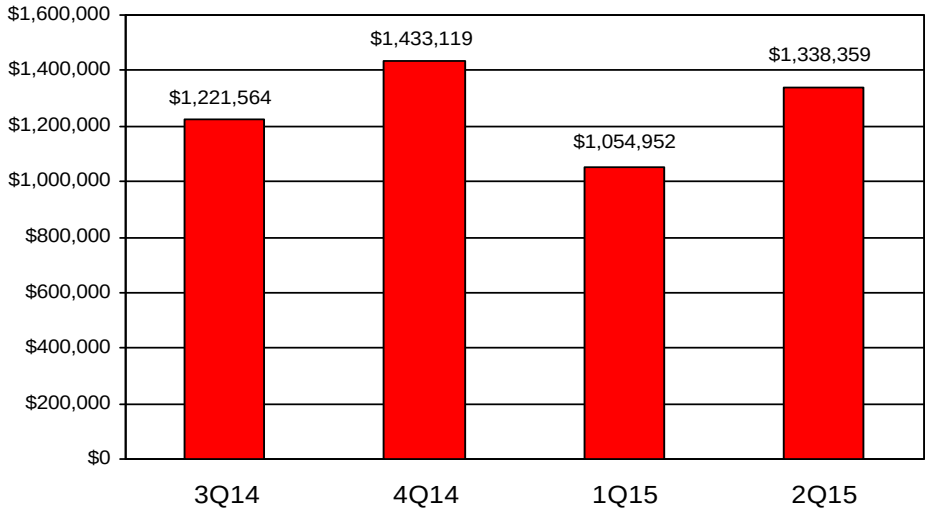

	3Q14	4Q14	1Q15	2Q15
Total Amount Distributed due to General Purpose Loans	$1,221,564	$1,433,119	$1,054,952	$1,338,359

General Purpose Loans - Total Participants

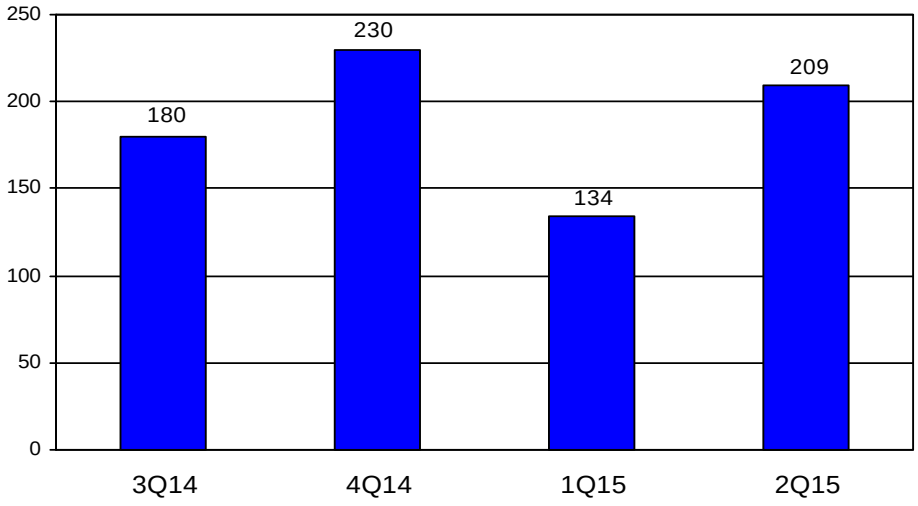

	3Q14	4Q14	1Q15	2Q15
Total Number of Participants who received General Purpose Loans	180	230	134	209

Payout Activity (continued)

Residential Purchase Loans - Total Dollar Amounts

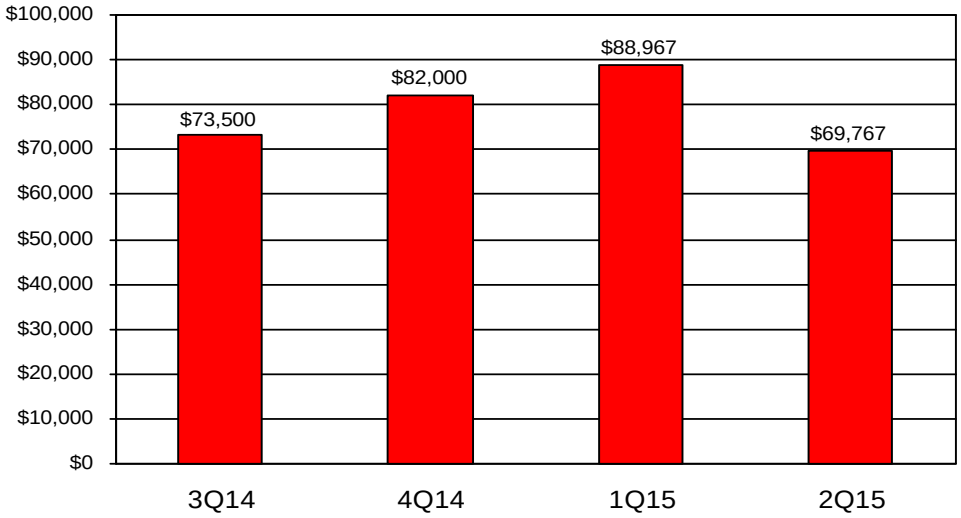

	3Q14	4Q14	1Q15	2Q15
Total Amount Distributed due to Residential Purchase Loans	$73,500	$82,000	$88,967	$69,767

Residential Purchase Loans - Total Participants

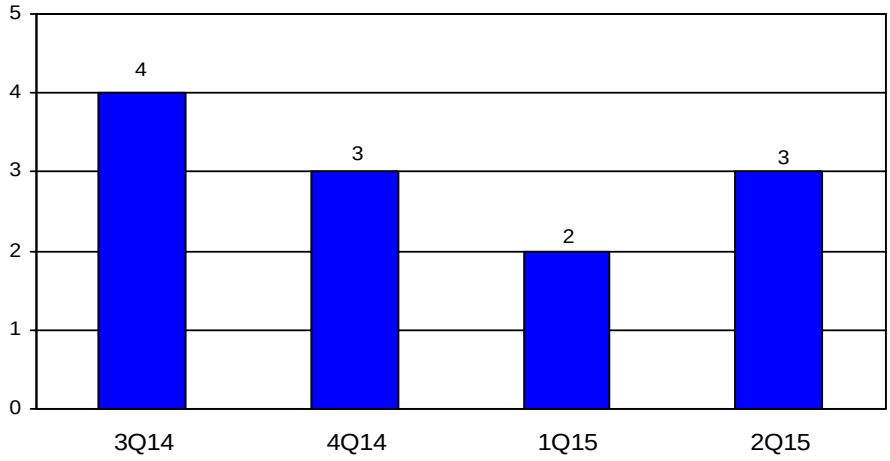

	3Q14	4Q14	1Q15	2Q15
Total Number of Participants who received Residential Purchase Loans	4	3	2	3

Payout Activity (continued)

Self Directed Brokerage Options - Total Dollar Amounts

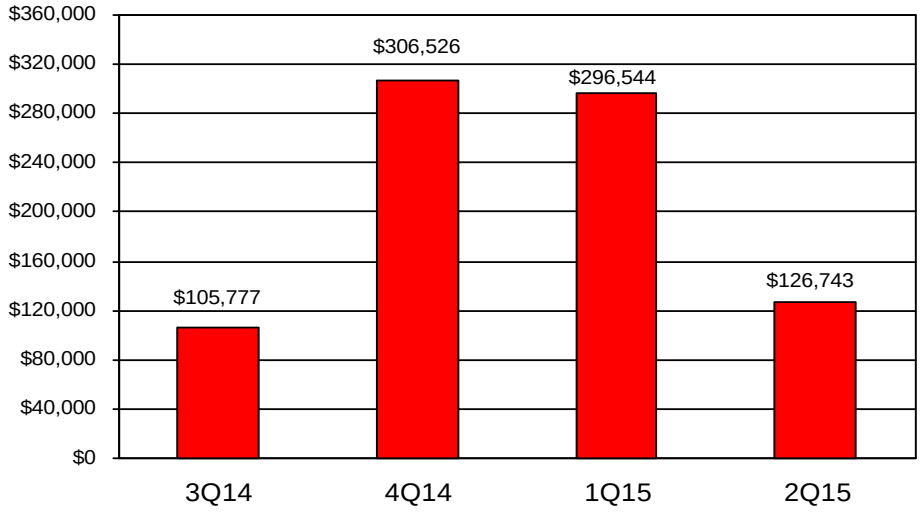

	3Q14	4Q14	1Q15	2Q15
Total Amount Distributed due to Self Directed Brokerage Options	$105,777	$306,526	$296,544	$126,743

Self Directed Brokerage Options - Total Participants

Total Participants With Schwab Account = 42

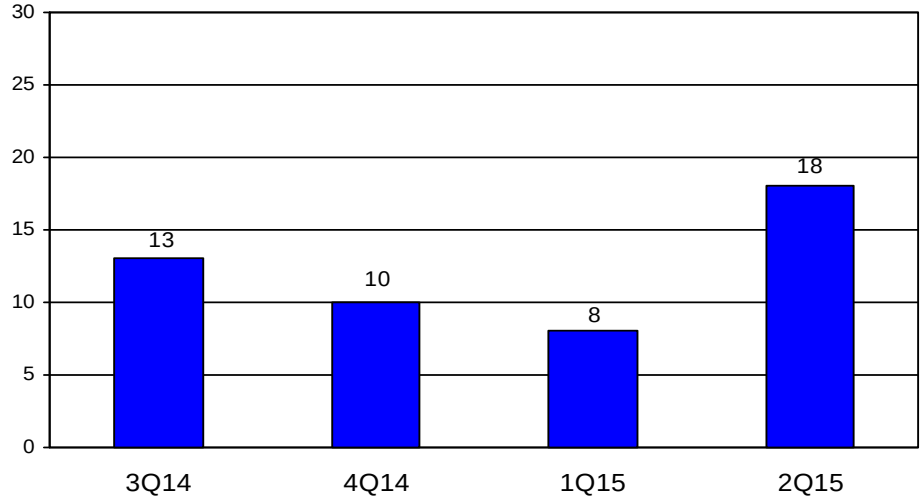

	3Q14	4Q14	1Q15	2Q15
Total Number of Participants who moved funds into the Self Directed Brokerage Option	13	10	8	18

Participant Services

Participant Services Utilization - Participant Statements

-2Q15 Statements were mailed on July 20 and July 21, 2015.

Participant Services Utilization - VRU

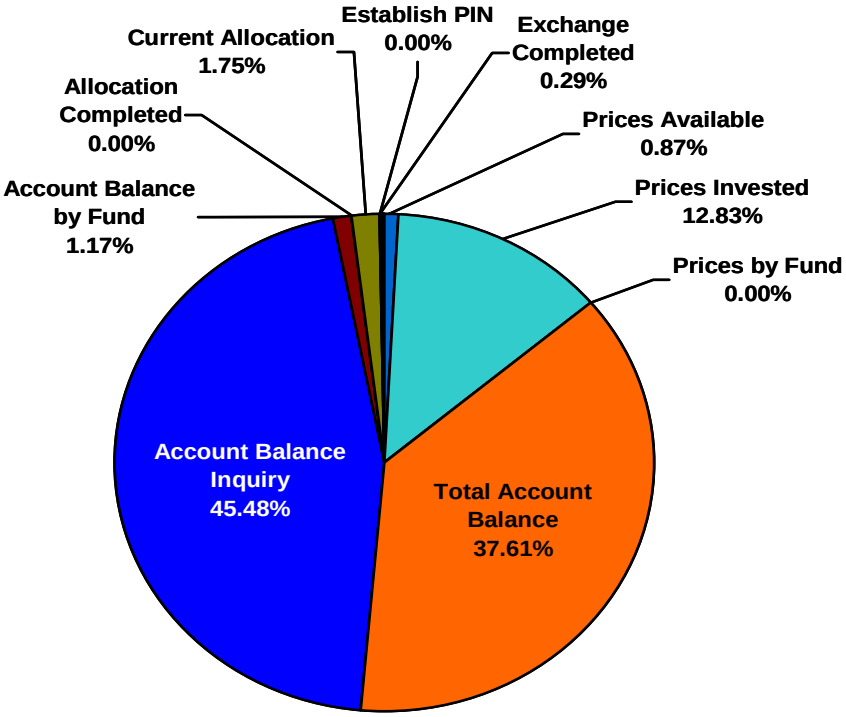

Activity	2Q15 Total	%
Account Balance Inquiry	156	45.48%
Account Balance by Fund	4	1.17%
Allocation Completed	0	0.00%
Current Allocation	6	1.75%
Establish Pin	0	0.00%
Exchange Completed	1	0.29%
Prices Available*	3	0.87%
Prices Invested**	44	12.83%
Prices by Fund	0	0.00%
Total Account Balance	129	37.61%

*Prices Available are the share prices for all investment options offered under the plan.

**Prices Invested are the share prices for those investment options that a participant is invested in.

Participant Services (continued)

Participant Services Utilization - Internet

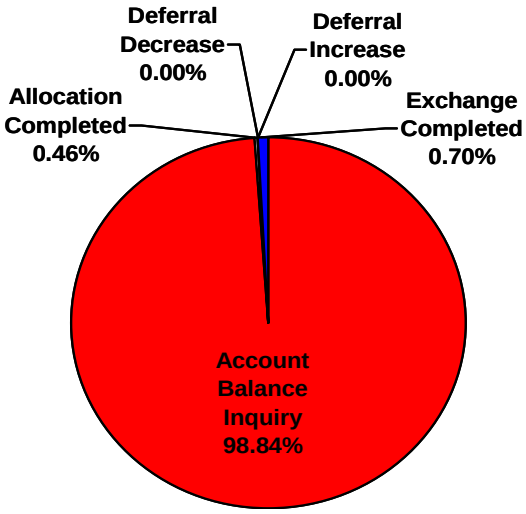

Activity	2Q15 Total	%
Account Balance Inquiry	36,165	98.84%
Allocation Completed	170	0.46%
Deferral Decrease	0	0.00%
Deferral Increase	0	0.00%
Exchange Completed	255	0.70%

Participant Services Utilization - Morningstar Online*

Month	3Q14 Totals	Month	4Q14 Totals	Month	1Q15 Totals	Month	2Q15 Totals
July 2014	0	October 2014	0	January 2015	0	April 2015	0
August 2014	0	November 2014	0	February 2015	0	May 2015	0
September 2014	0	December 2014	0	March 2015	0	June 2015	0
Qtrly Total	**0**	**Qtrly Total**	**0**	**Qtrly Total**	**0**	**Qtrly Total**	**0**

* Reflects total Guidance and Advice log-ins per quarter, not new accounts.

Participant Services (continued)

Participant Services Utilization - Customer Service

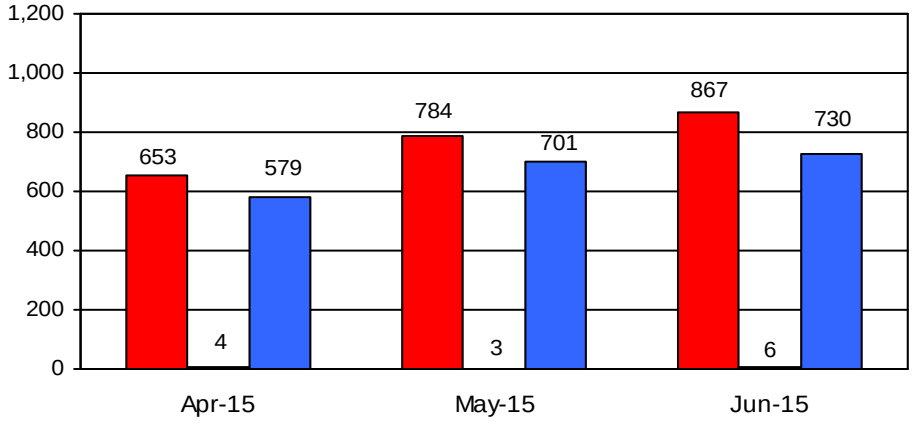

	April 2015	May 2015	June 2015
Calls Received	653	784	867
Calls Abandoned	4	3	6
Calls Answered in 20 Seconds	579	701	730
% in 20 Seconds	88.67%	89.41%	84.20%
Average Speed of Answer in Seconds	00:08	00:07	00:14

Participant Services Utilization - Spanish Customer Service

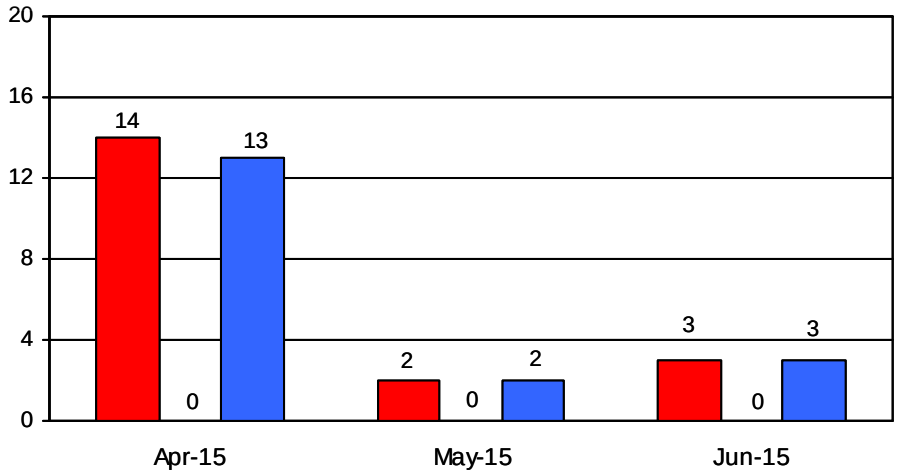

	April 2015	May 2015	June 2015
Calls Received	14	2	3
Calls Abandoned	0	0	0
Calls Answered in 20 Seconds	13	2	3
% in 20 Seconds	95.90%	97.30%	91.50%
Average Speed of Answer in Seconds	00:02	00:02	00:09

Participation Statistics

Average Participant Account Balance by Age Group

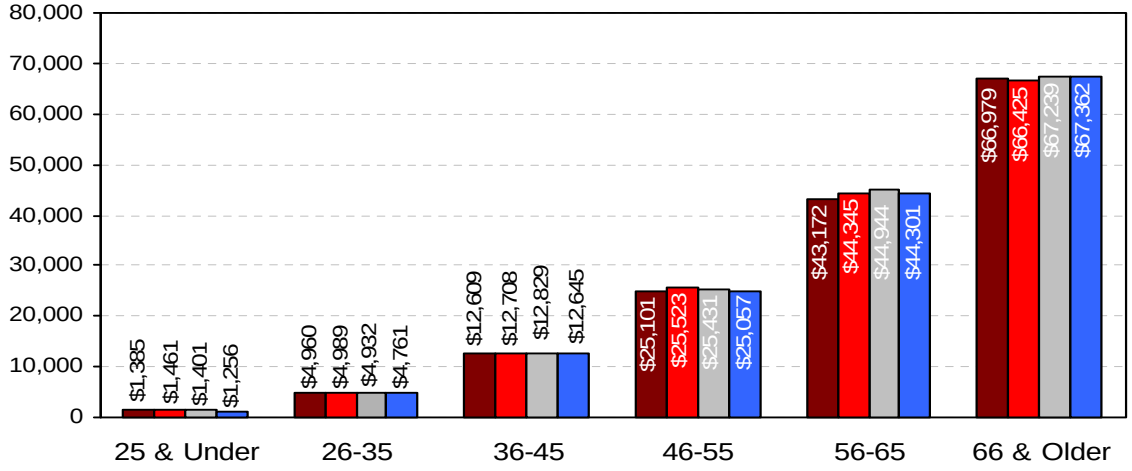

Age Group	3Q14	4Q14	1Q15	2Q15
25 & Under	$1,385	$1,461	$1,401	$1,256
26-35	$4,960	$4,989	$4,932	$4,761
36-45	$12,609	$12,708	$12,829	$12,645
46-55	$25,101	$25,523	$25,431	$25,057
56-65	$43,172	$44,345	$44,944	$44,301
66 & Older	$66,979	$66,425	$67,239	$67,362

Participants with a Balance by Age Group

The average account balance per participant is $27,017.

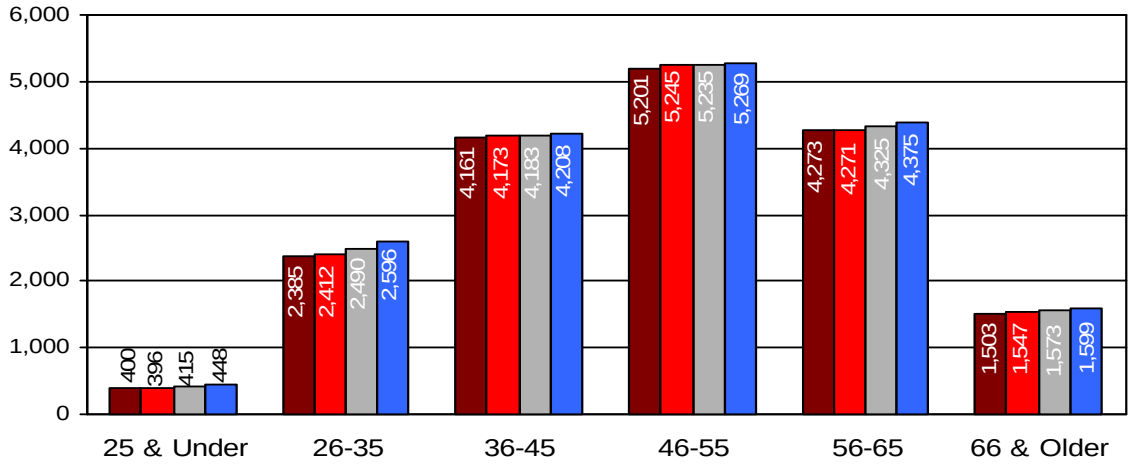

Age Group	3Q14	4Q14	1Q15	2Q15
25 & Under	400	396	415	448
26-35	2,385	2,412	2,490	2,596
36-45	4,161	4,173	4,183	4,208
46-55	5,201	5,245	5,235	5,269
56-65	4,273	4,271	4,325	4,375
66 & Older	1,503	1,547	1,573	1,599

Participation Statistics (continued)

Average Annualized Participant Deferrals by Age Group

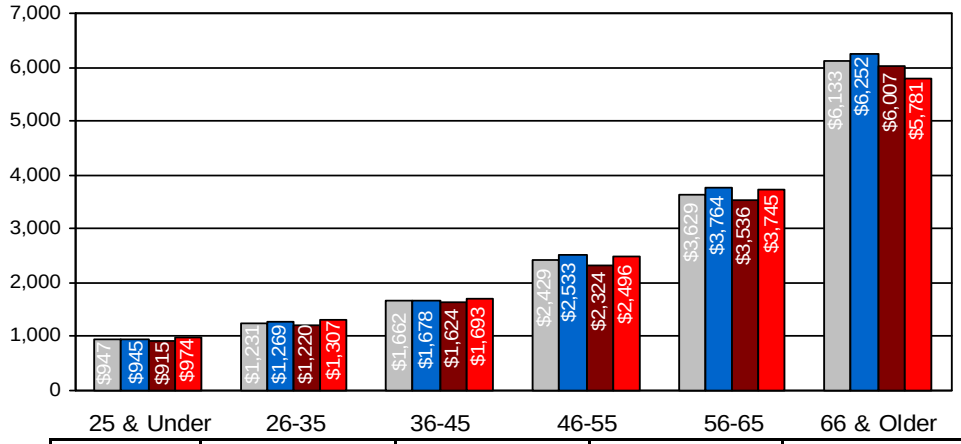

Age Group	3Q14	4Q14	1Q15	2Q15
25 & Under	$947	$945	$915	$974
26-35	$1,231	$1,269	$1,220	$1,307
36-45	$1,662	$1,678	$1,624	$1,693
46-55	$2,429	$2,533	$2,324	$2,496
56-65	$3,629	$3,764	$3,536	$3,745
66 & Older	$6,133	$6,252	$6,007	$5,781

Participants Actively Deferring by Age Group

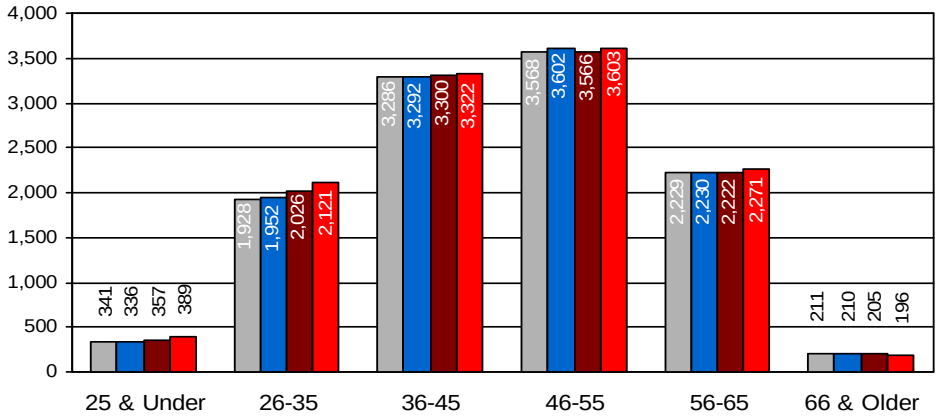

Age Group	3Q14	4Q14	1Q15	2Q15
25 & Under	341	336	357	389
26-35	1,928	1,952	2,026	2,121
36-45	3,286	3,292	3,300	3,322
46-55	3,568	3,602	3,566	3,603
56-65	2,229	2,230	2,222	2,271
66 & Older	211	210	205	196

Participation Statistics (continued)

Participants with a Balance by Asset Range

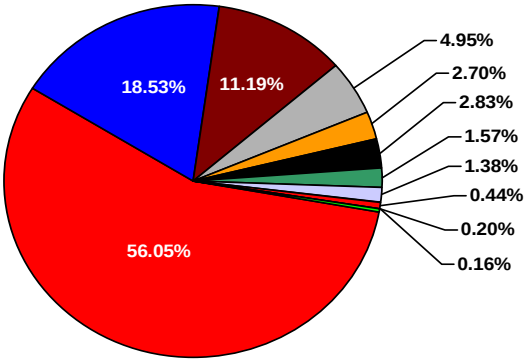

	# of Participants	%		# of Participants	%
Under $10,000	10,367	56.05%	$150,000-$199,999	290	1.57%
$10,000-$24,999	3,427	18.53%	$200,000-$299,999	256	1.38%
$25,000-$49,999	2,069	11.19%	$300,000-$399,999	81	0.44%
$50,000-$74,999	915	4.95%	$400,000-$499,999	37	0.20%
$75,000-$99,999	500	2.70%	Over $500,000	30	0.16%
$100,000-$149,999	523	2.83%	**Total**	**18,495**	**100%**

Participants with Balance

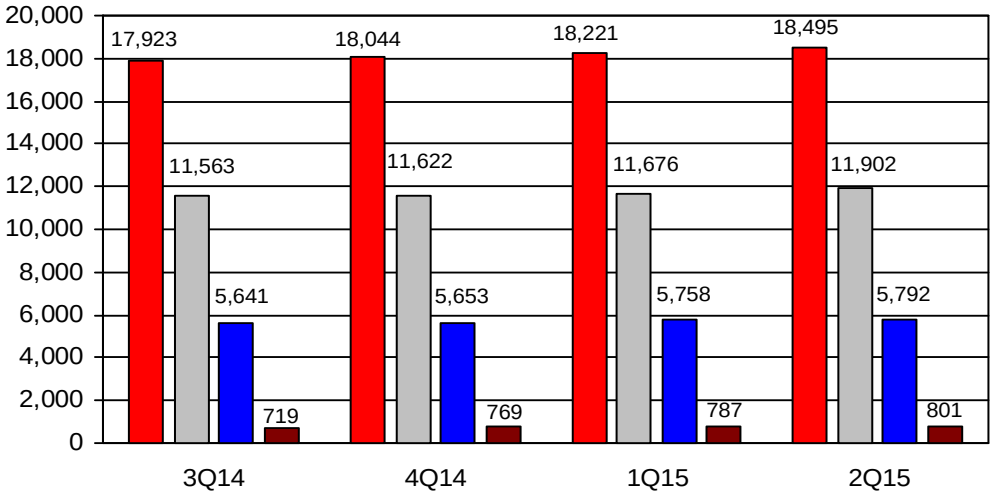

	3Q14	4Q14	1Q15	2Q15
Total Plan Participants	17,923	18,044	18,221	18,495
Currently Contributing	11,563	11,622	11,676	11,902
Not Currently Contributing and not in Payout	5,641	5,653	5,758	5,792
Currently Receiving a Payout	719	769	787	801

Fund Investments

Assets and Contributions Summaries

Assets by Investment Carrier

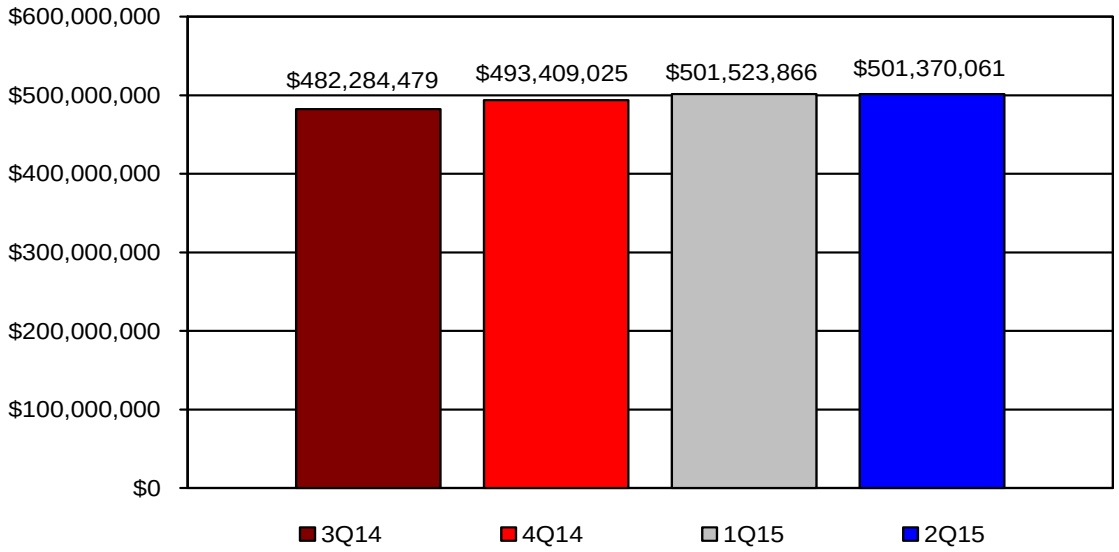

Carrier	3Q14	4Q14	1Q15	2Q15
Aegon/Monumental ULI (Cash Value)	$719,797	$714,170	$708,746	$674,165
Transamerica Assurance ULI (Cash Value)	$1,015,146	$1,008,219	$1,008,363	$1,008,796
New Mexico Deferred Compensation Mutual Funds, LifeCycle Portfolios, Stable Value Account, SDO, and Loans	$480,549,536	$491,686,637	$499,806,757	$499,687,100
Total Assets	**$482,284,479**	**$493,409,025**	**$501,523,866**	**$501,370,061**

Assets and Contributions Summaries (continued)

Contributions by Investment Carrier

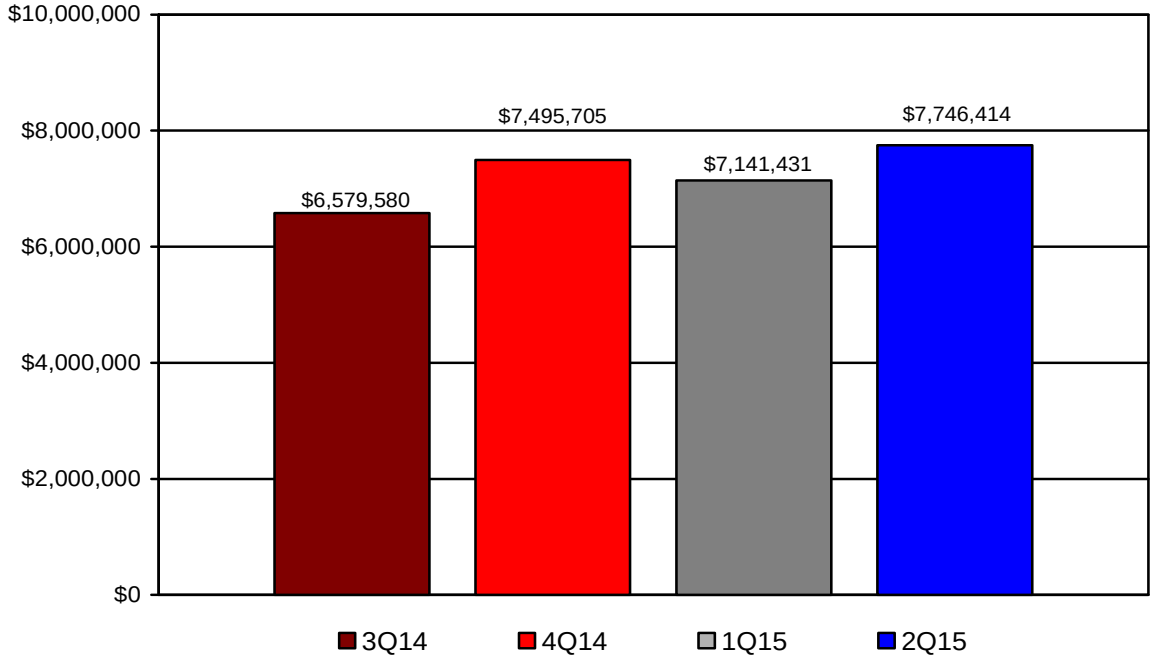

Carrier	3Q14	4Q14	1Q15	2Q15
Aegon/Monumental ULI	$10,735	$7,866	$6,319	$7,031
Transamerica Life ULI	$12,170	$9,110	$7,576	$8,613
New Mexico Deferred Compensation Mutual Funds, LifeCycle Portfolios, Stable Value Account, SDO, and Loans	$6,556,676	$7,478,728	$7,127,536	$7,730,770
Total Contributions	**$6,579,580**	**$7,495,705**	**$7,141,431**	**$7,746,414**

Assets by Asset Class Summary

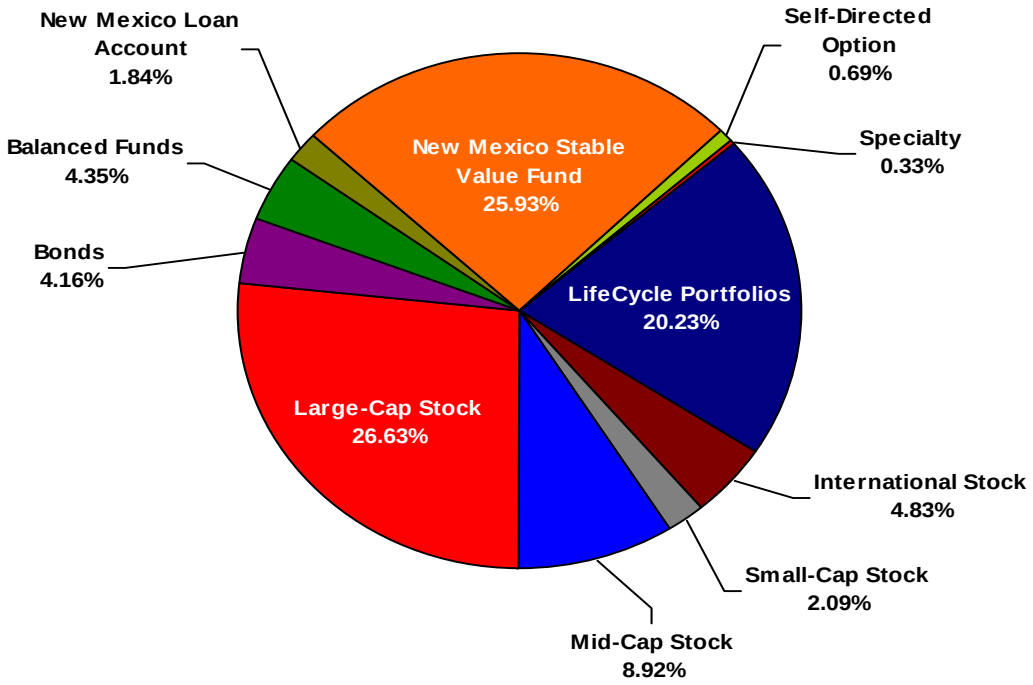

Investment Option	2Q15	%
LifeCycle Portfolios	$101,076,896	20.23%
International Stock	$24,133,821	4.83%
Small-Cap Stock	$10,453,143	2.09%
Mid-Cap Stock	$44,564,838	8.92%
Large-Cap Stock	$133,090,307	26.63%
Bonds	$20,800,254	4.16%
Balanced Funds	$21,713,257	4.35%
New Mexico Loan Account	$9,178,261	1.84%
New Mexico Stable Value Fund	$129,588,734	25.93%
Self-Directed Option	$3,461,542	0.69%
Specialty	$1,626,048	0.33%
Total Investments	**$499,687,100**	**100.00%**

Assets and Contributions Summaries (continued)

Assets by Asset Class Detail

Asset Class/Fund Name	3Q14	%	4Q14	%	1Q15	%	2Q15	%	2Q15 # of Participants
Asset Allocation									
Conservative Portfolio	$13,229,622	2.75%	$13,465,145	2.74%	$13,793,069	3.68%	$13,594,100	2.72%	1,066
LifeCycle 2015 Portfolio	$20,633,863	4.29%	$20,771,378	4.22%	$21,009,973	5.60%	$20,891,341	4.18%	1,585
LifeCycle 2025 Portfolio	$32,354,190	6.73%	$33,773,135	6.87%	$35,371,883	9.43%	$36,276,009	7.26%	2,929
LifeCycle 2035 Portfolio	$14,529,401	3.02%	$15,389,157	3.13%	$16,199,068	4.32%	$16,738,120	3.35%	2,252
LifeCycle 2045 Portfolio	$8,534,434	1.78%	$8,792,085	1.79%	$9,177,529	2.45%	$9,206,302	1.84%	1,261
LifeCycle 2055 Portfolio	$3,440,344	0.72%	$4,085,235	0.83%	$4,246,844	1.13%	$4,371,023	0.87%	560
Total	**$92,721,855**	**19.29%**	**$96,276,135**	**19.58%**	**$99,798,366**	**26.59%**	**$101,076,896**	**20.23%**	
Specialty									
INVESCO Global Real Estate Fund -R5	$1,194,071	0.25%	$1,271,350	0.26%	$1,617,632	0.43%	$1,626,048	0.33%	311
Total	**$1,194,071**	**0.25%**	**$1,271,350**	**0.26%**	**$1,617,632**	**0.43%**	**$1,626,048**	**0.33%**	
International Stock									
Aberdeen Emerging Markets Equity Fund Instl Class	$1,635,860	0.34%	$1,520,712	0.31%	$1,516,771	0.40%	$1,425,712	0.29%	305
American Funds - Europacific Growth Fund - R6	$8,563,886	1.78%	$8,295,119	1.69%	$8,786,143	2.34%	$9,057,355	1.81%	1,086
Fidelity Diversified International Fund	$11,324,818	2.36%	$0	0.00%	$0	0.00%	$0	0.00%	0.00%
Fidelity Diversified International Fund (Class K)	$106,204	0.02%	$11,058,373	2.25%	$11,467,944	3.06%	$11,864,117	2.37%	1,728
Vanguard(R) Total International Stock Index Fund - Signal(TM) Shares	$1,116,770	0.23%	$1,244,116	0.25%	$1,340,058	0.36%	$1,786,636	0.36%	228
Total	**$22,747,539**	**4.73%**	**$22,118,320**	**4.50%**	**$23,110,916**	**6.16%**	**$24,133,821**	**4.83%**	
Small-Cap Stock									
DFA U.S. Small Cap Portfolio	$10,064,264	2.09%	$10,444,088	2.12%	$10,475,629	2.79%	$10,453,143	2.09%	1,794
Total	**$10,064,264**	**2.09%**	**$10,444,088**	**2.12%**	**$10,475,629**	**2.79%**	**$10,453,143**	**2.09%**	
Mid-Cap Stock									
Fidelity Low Priced Stock Fund	$8,334,707	1.73%	$0	0.00%	$0	0.00%	$0	0.00%	0.00%
Fidelity Low-Priced Stock (Class K)	$151,622	0.03%	$8,729,251	1.78%	$8,747,857	2.33%	$8,679,067	1.74%	969
Principal Mid Cap Blend Inst Fund	$8,660,876	1.80%	$9,369,866	1.91%	$10,330,940	2.75%	$10,817,923	2.16%	1,313
T. Rowe Price Inst Mid-Cap Equity Growth Fund	$20,718,710	4.31%	$21,872,480	4.45%	$24,318,827	6.48%	$25,067,848	5.02%	2,177
Total	**$37,865,915**	**7.88%**	**$39,971,597**	**8.13%**	**$43,397,623**	**11.56%**	**$44,564,838**	**8.92%**	
Large-Cap Stock									
Dodge & Cox Stock Fund	$27,853,106	5.80%	$28,338,815	5.76%	$27,906,733	7.44%	$27,458,983	5.50%	2,316
Fidelity Contrafund (Class K)	$33,563,756	6.98%	$34,413,017	7.00%	$35,475,186	9.45%	$35,561,958	7.12%	2,322
Vanguard Institutional Index (Instl Shares)	$68,214,375	14.20%	$71,202,480	14.48%	$72,668,347	19.36%	$70,069,365	14.02%	3,789
Total	**$129,631,237**	**26.98%**	**$133,954,312**	**27.24%**	**$136,050,266**	**36.25%**	**$133,090,307**	**26.63%**	

Total Plan Assets by Asset Class

Assets and Contributions Summaries (continued)

Assets by Asset Class Detail

Asset Class/Fund Name	3Q14	%	4Q14	%	1Q15	%	2Q15	%	2Q15 # of Participants
Bonds									
BlackRock Inflation Protected Bond	$3,728,732	0.78%	$3,653,908	0.74%	$3,690,731	0.98%	$3,645,100	0.73%	593
Templeton Global Bond Fund - R6	$1,691,509	0.35%	$2,118,977	0.43%	$2,048,517	0.55%	$1,953,891	0.39%	250
Vanguard Total Bond Market Index Institutional	$14,628,980	3.04%	$14,780,199	3.01%	$15,273,046	4.07%	$15,201,264	3.04%	1,637
Total	**$20,049,221**	**4.17%**	**$20,553,084**	**4.18%**	**$21,012,294**	**5.60%**	**$20,800,254**	**4.16%**	
Balanced Funds									
Oakmark Equity Income Inst Fund	$20,863,267	4.34%	$21,336,728	4.34%	$21,493,757	5.73%	$21,075,633	4.22%	2,207
Principal Diversified Real Asset Fund - Institutional	$859,765	0.18%	$774,735	0.16%	$684,035	0.18%	$637,624	0.13%	93
Total	**$21,723,032**	**4.52%**	**$22,111,463**	**4.50%**	**$22,177,792**	**5.91%**	**$21,713,257**	**4.35%**	
Cash Equivalents									
New Mexico Loan Account	$8,165,068	1.70%	$8,743,306	1.78%	$8,815,807	2.35%	$9,178,261	1.84%	1,842
New Mexico Stable Value Fund	$133,457,811	27.77%	$132,962,230	27.04%	$130,003,777	34.64%	$129,588,734	25.93%	7,184
Total	**$141,622,879**	**29.47%**	**$141,705,536**	**28.82%**	**$138,819,584**	**36.99%**	**$138,766,994**	**27.77%**	
Self Directed Options									
Self Directed Brokerage Account	$2,929,525	0.61%	$3,280,753	0.67%	$3,346,654	0.89%	$3,461,542	0.69%	42
Total	**$2,929,525**	**0.61%**	**$3,280,753**	**0.67%**	**$3,346,654**	**0.89%**	**$3,461,542**	**0.69%**	
Grand Total	**$480,549,536**	**100%**	**$491,686,637**	**100%**	**$499,806,757**	**100%**	**$499,687,100**	**100%**	

Total Plan Assets by Asset Class

Contributions by Asset Class Summary

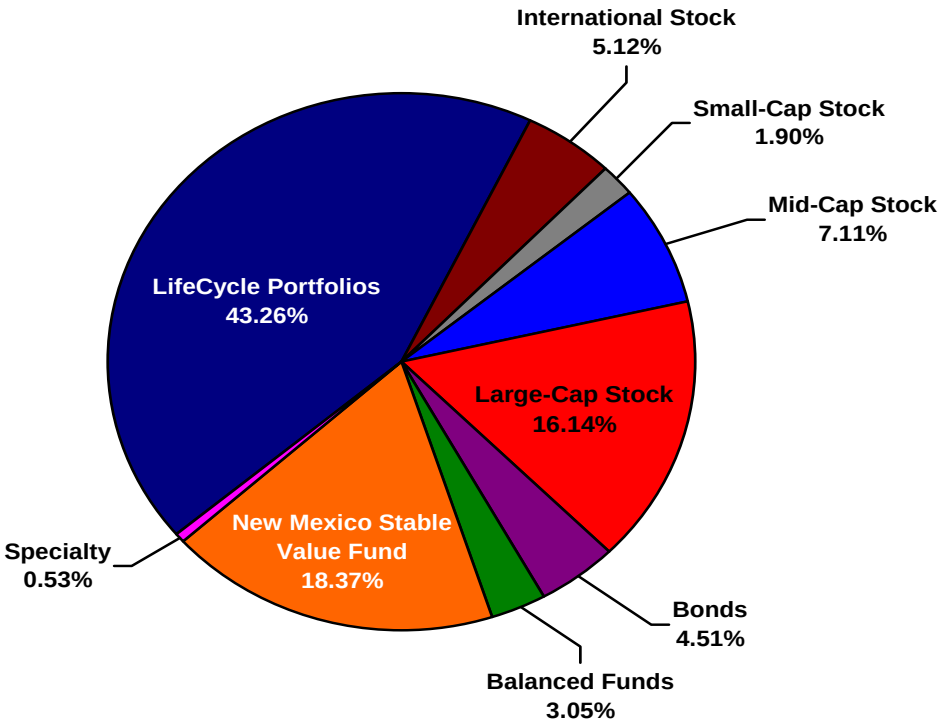

Investment Option	2Q15 Contributions	%
LifeCycle Portfolios	$3,344,501	43.26%
International Stock	$395,813	5.12%
Small-Cap Stock	$147,028	1.90%
Mid-Cap Stock	$549,959	7.11%
Large-Cap Stock	$1,247,902	16.14%
Bonds	$348,929	4.51%
Balanced Funds	$235,556	3.05%
New Mexico Stable Value Fund	$1,419,948	18.37%
Specialty	$41,134	0.53%
Total Investments	**$7,730,770**	**100.00%**

Assets and Contributions Summaries (continued)

Contributions by Asset Class Detail

Asset Class/Fund Name	3Q14	%	4Q14	%	1Q15	%	2Q15	%	2Q15 # of Participants
Asset Allocation									
Conservative Portfolio	$317,523	4.84%	$392,094	5.24%	$359,559	5.24%	$391,877	5.07%	708
LifeCycle 2015 Portfolio	$527,271	8.04%	$593,582	7.94%	$609,860	7.94%	$639,495	8.27%	1,074
LifeCycle 2025 Portfolio	$913,408	13.93%	$1,003,760	13.42%	$938,510	13.42%	$1,101,616	14.25%	2,291
LifeCycle 2035 Portfolio	$492,928	7.52%	$560,707	7.50%	$558,392	7.50%	$683,162	8.84%	1,762
LifeCycle 2045 Portfolio	$223,504	3.41%	$262,657	3.51%	$274,379	3.51%	$329,204	4.26%	973
LifeCycle 2055 Portfolio	$119,550	1.82%	$137,691	1.84%	$135,763	1.84%	$199,146	2.58%	417
Total	**$2,594,185**	**39.57%**	**$2,950,491**	**39.45%**	**$2,876,463**	**39.45%**	**$3,344,501**	**43.26%**	
Specialty									
INVESCO Global Real Estate Fund - R5	$22,953	0.35%	$35,210	0.47%	$33,391	0.47%	$41,134	0.53%	195
Total	**$22,953**	**0.35%**	**$35,210**	**0.47%**	**$33,391**	**0.47%**	**$41,134**	**0.53%**	
International Stock									
Aberdeen Emerging Markets Equity Fund Instnl Class	$45,293	0.69%	$59,827	0.80%	$46,149	0.80%	$49,361	0.64%	179
American Funds - Europacific Growth Fund - R6	$123,012	1.88%	$123,855	1.66%	$117,439	1.66%	$126,702	1.64%	504
Fidelity Diversified International Fund	$71,331	1.09%	$7,429	0.10%	$0	0.10%	$0	0.00%	0
Fidelity Diversified International K	$70,764	1.08%	$152,116	2.03%	$140,714	2.03%	$158,015	2.04%	844
Vanguard(R) Total International Stock Index Fund - Signal(TM) Shares	$41,838	0.64%	$47,886	0.64%	$47,377	0.64%	$61,734	0.80%	156
Total	**$352,237**	**5.37%**	**$391,112**	**5.23%**	**$351,680**	**5.23%**	**$395,813**	**5.12%**	
Small-Cap Stock									
DFA U.S. Small Cap Portfolio	$149,363	2.28%	$173,255	2.32%	$134,918	2.32%	$147,028	1.90%	1,016
Total	**$149,363**	**2.28%**	**$173,255**	**2.32%**	**$134,918**	**2.32%**	**$147,028**	**1.90%**	
Mid-Cap Stock									
Fidelity Low Priced Stock Fund	$63,781	0.97%	$0	0.00%	$0	0.00%	$0	0.00%	0
Fidelity Low Priced Stock Fund (Class K)	$64,101	0.98%	$132,815	1.78%	$112,456	1.78%	$122,696	1.59%	519
Principal Mid Cap Blend Inst Fund	$109,115	1.66%	$127,385	1.70%	$121,624	1.70%	$144,053	1.86%	722
T. Rowe Price Inst Mid-Cap Equity Growth Fund	$212,724	3.24%	$252,326	3.37%	$235,313	3.37%	$283,210	3.66%	1,156
Total	**$449,721**	**6.86%**	**$512,526**	**6.85%**	**$469,393**	**6.85%**	**$549,959**	**7.11%**	
Large-Cap Stock									
Calvert Social Investment Fund Equity - Class I	$21,194	0.32%	$0	0.00%	$0	0.00%	$0	0.00%	0
Dodge & Cox Stock Fund	$249,727	3.81%	$304,702	4.07%	$279,419	4.07%	$304,947	3.94%	1,222
Fidelity Contrafund	$137,217	2.09%	$0	0.00%	$0	0.00%	$0	0.00%	0
Fidelity Contrafund (Class K)	$120,607	1.84%	$292,725	3.91%	$289,485	3.91%	$306,164	3.96%	1,081
Vanguard Institutional Index (Instl Shares)	$495,189	7.55%	$599,589	8.02%	$585,992	8.02%	$636,791	8.24%	1,679
Total	**$1,023,935**	**15.62%**	**$1,197,016**	**16.01%**	**$1,154,896**	**16.01%**	**$1,247,902**	**16.14%**	

Total Contributions by Asset Class

Assets and Contributions Summaries (continued)

Contributions by Asset Class Detail

Asset Class/Fund Name	3Q14	%	4Q14	%	1Q15	%	2Q15	%	2Q15 # of Participants
Bonds									
BlackRock Inflation Protected Bond	$71,034	1.08%	$76,632	1.02%	$70,753	1.02%	$71,397	0.92%	359
Templeton Global Bond Fund - R6	$25,718	0.39%	$33,045	0.44%	$33,019	0.44%	$36,089	0.47%	155
Vanguard Total Bond Market Index Fund Inst	$232,903	3.55%	$237,348	3.17%	$216,447	3.17%	$241,443	3.12%	909
Total	**$329,655**	**5.03%**	**$347,026**	**4.64%**	**$320,218**	**4.64%**	**$348,929**	**4.51%**	
Balanced Funds									
Oakmark Equity Income Inst Fund	$204,543	3.12%	$219,724	2.94%	$198,224	2.94%	$219,703	2.84%	1,092
Principal Diversified Real Asset Fund - Institutional	$18,624	0.28%	$19,726	0.26%	$16,966	0.26%	$15,853	0.21%	58
Total	**$223,167**	**3.40%**	**$239,450**	**3.20%**	**$215,190**	**3.20%**	**$235,556**	**3.05%**	
Cash Equivalents									
New Mexico Stable Value Fund	$1,411,460	21.53%	$1,632,642	21.83%	$1,571,387	21.83%	$1,419,948	18.37%	3,566
Total	**$1,411,460**	**21.53%**	**$1,632,642**	**21.83%**	**$1,571,387**	**21.83%**	**$1,419,948**	**18.37%**	
Grand Total	**$6,556,676**	**100.00%**	**$7,478,728**	**100.00%**	**$7,127,536**	**100.00%**	**$7,730,770**	**100.00%**	

Total Contributions by Asset Class

Investment Summary

Investment Diversification - All Participants by Number of Funds

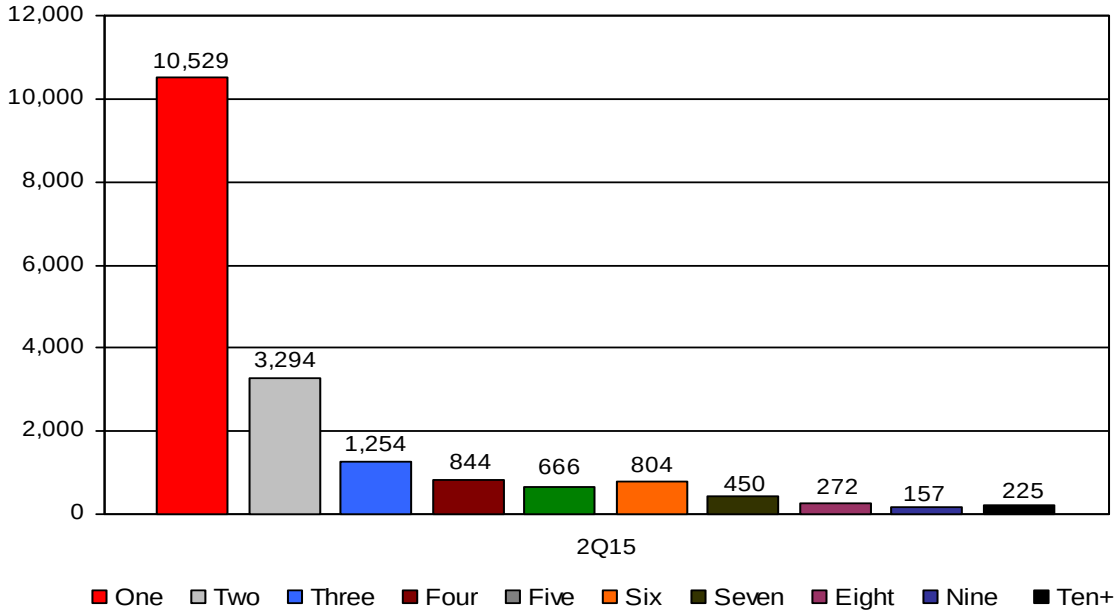

Number of Funds	# of Participants 3Q14	%	# of Participants 4Q14	%	# of Participants 1Q15	%	# of Participants 2Q15	%
One	10,078	56.21%	10,133	56.14%	10,317	56.61%	10,529	56.91%
Two	3,156	17.60%	3,264	18.08%	3,231	17.73%	3,294	17.81%
Three	1,222	6.82%	1,235	6.84%	1,264	6.94%	1,254	6.78%
Four	750	4.18%	820	4.54%	819	4.49%	844	4.56%
Five	625	3.49%	670	3.71%	684	3.75%	666	3.60%
Six	630	3.51%	817	4.53%	800	4.39%	804	4.35%
Seven	543	3.03%	459	2.54%	459	2.52%	450	2.43%
Eight	380	2.12%	265	1.47%	276	1.51%	272	1.47%
Nine	225	1.26%	166	0.92%	157	0.86%	157	0.85%
Ten+	314	1.75%	215	1.19%	214	1.17%	225	1.22%
Participants with Only Monumental, Transamerica, or any combination of same.	5	0.03%	5	0.03%	5	0.03%	5	0.03%
Total # of Participants*	**17,928**	**100%**	**18,049**	**100%**	**18,226**	**100%**	**18,500**	**100%**

* Total # of participants includes those using one or more LifeCycle Portfolios. One LifeCycle Portfolio equals one fund.

Investment Summary

Investment Diversification - All Participants by Number of Asset Classes

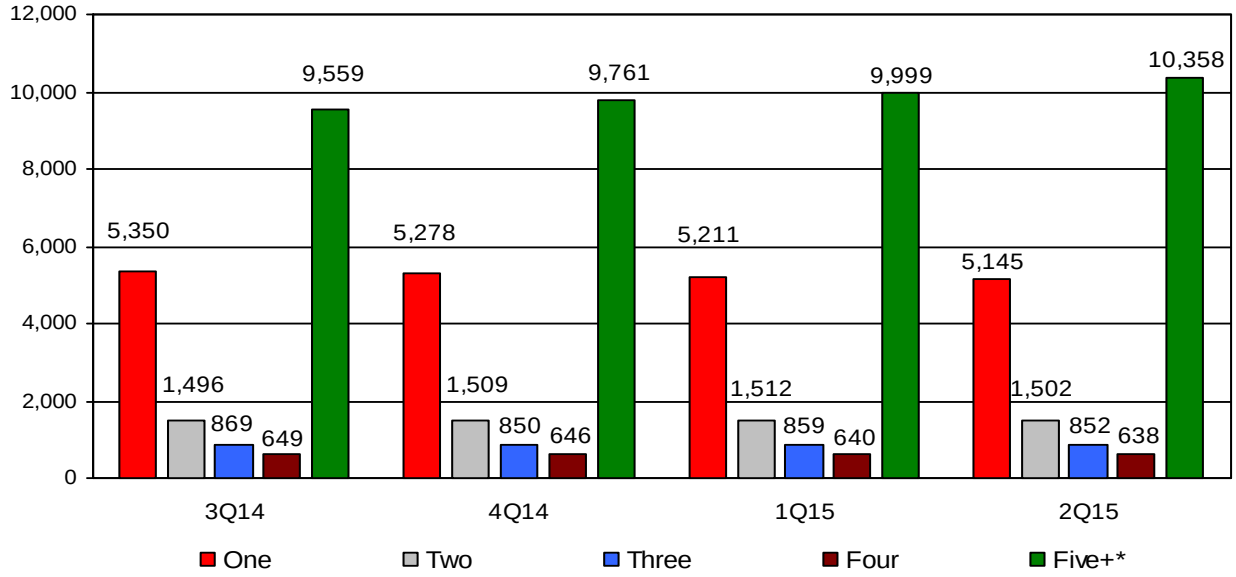

Number of Asset Classes	# of Participants 3Q14	%	# of Participants 4Q14	%	# of Participants 1Q15	%	# of Participants 2Q15	%
One	5,350	29.85%	5,278	29.25%	5,211	28.60%	5,145	27.82%
Two	1,496	8.35%	1,509	8.36%	1,512	8.30%	1,502	8.12%
Three	869	4.85%	850	4.71%	859	4.71%	852	4.61%
Four	649	3.62%	646	3.58%	640	3.51%	638	3.45%
Five+*	9,559	53.33%	9,761	54.10%	9,999	54.88%	10,358	56.00%
Total # of Participants	**17,923**	**100%**	**18,044**	**100%**	**18,221**	**100%**	**18,495**	**100%**

*Participants taking advantage of LifeCycle Portfolios are captured as investing in 5+ asset classes.

Investment Summary (continued)

Investment Diversification - Participants Using LifeCycle Portfolios to Achieve Diversification

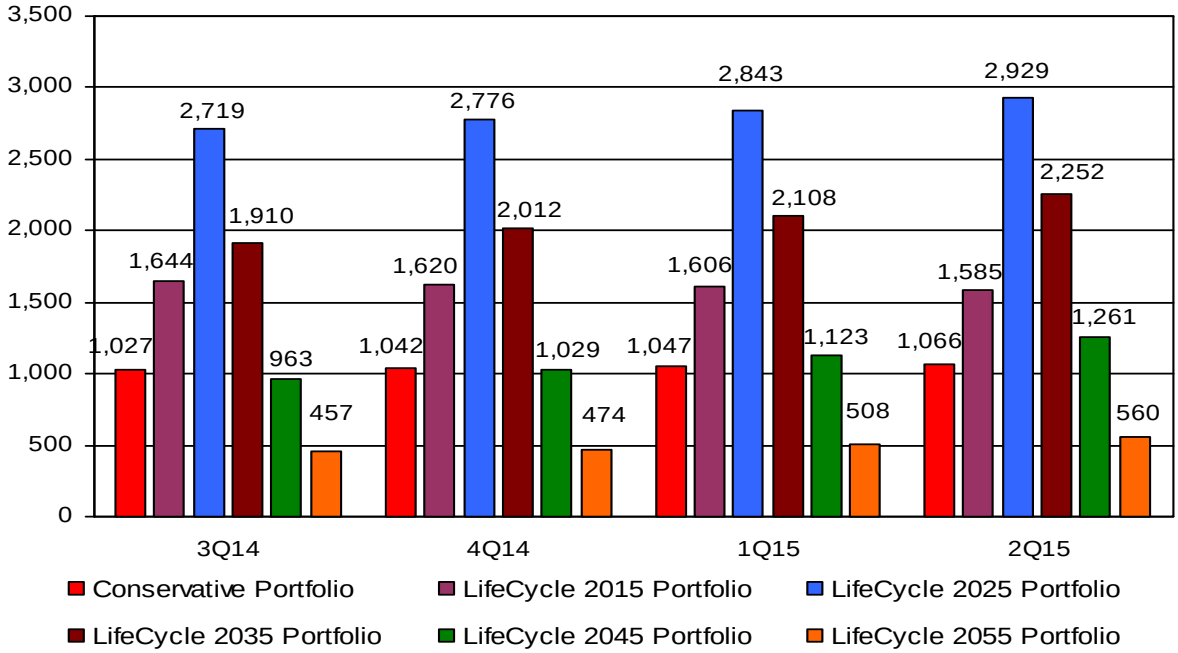

Fund	# of Participants 3Q14	# of Participants 4Q14	# of Participants 1Q15	# of Participants 2Q15
Conservative Portfolio	1,027	1,042	1,047	1,066
LifeCycle 2015 Portfolio	1,644	1,620	1,606	1,585
LifeCycle 2025 Portfolio	2,719	2,776	2,843	2,929
LifeCycle 2035 Portfolio	1,910	2,012	2,108	2,252
LifeCycle 2045 Portfolio	963	1,029	1,123	1,261
LifeCycle 2055 Portfolio	457	474	508	560
Total # of Participants*	**8,720**	**8,953**	**9,235**	**9,653**

* Total reflects duplicate counts for participants invested in more than one LifeCycle Portfolio.

Investment Performance Report

Investment returns annualized as of June 30, 2015

Your employer's deferred compensation plan offers a broad portfolio of investment options. As a participant, you decide how to distribute your deferrals and invested assets among these options.

It's natural to want to know how your investments are doing over time. This performance report shows how the options in the Plan have performed over a series of time periods.

Fees and Expenses:

ADMINISTRATOR'S FEE: If applicable, an annualized $52 administrator's fee may be charged and would reduce the performance shown.

GROSS EXPENSE RATIO: Gross expense ratios represent the fund's total operating expenses expressed as a percentage of the assets held in the fund. Your expenses may be less than the gross expense ratio. For more information about gross expense ratios, read the fund's prospectus.

PROVIDER FEES or REIMBURSEMENTS: Are used to offset administrative expenses.

SHORT-TERM TRADE FEES: Some funds may impose a short-term trade fee. Some funds may be subject to a trade-restriction policy. This information is explained in the underlying prospectus.

INVESTMENT OPTION ("FUND") FEES**:** The returns are reported after the fees that the fund manager charges have been applied, but do not reflect plan administration fees.

Don't count on numbers alone

If you see something you'd like to know more about, ask your Nationwide representative.

Questions?

866-827-6639

www.newmexico457dc.com

NEW MEXICO DEFERRED COMPENSATION PLAN
Balancing Today's Needs and Tomorrow's Dreams

State of NM PERA Deferred Compensation Plan
Investment returns annualized as of June 30, 2015

What to look for in this table
The following are the annualized percentage changes in net assets (with capital gains and income dividends reinvested) for the funds under the Plan, for the respective periods ending June 30, 2015. Investing involves market risk, including the possible loss of principal. Included with each asset class is information that reviews specific risks for that type of investment.

The results shown represent past performance and do not represent expected future performance or experience. Past performance does not guarantee future results. Investment return and principal value of an investment will fluctuate so that an investor's shares, when redeemed, may be worth more or less than their original cost. Current performance may be lower or higher than the data quoted. Performance data current to the most recent month-end may be obtained by visiting: www.newmexico457dc.com.

Please consider the fund's investment objectives, risks, and charges and expenses carefully before investing. Both the underlying fund prospectuses and informational brochure contain this and other important information, and are available by calling 866-827-6639. Read carefully before investing.

Ticker	Investment Options	YTD	1 Year	3 Year	5 Year	10 Year	Since Inception	Inception Date	Gross Expense Ratio	Gross Cost per $1000
Asset Class: Asset Allocation										
These funds are designed to provide diversification and asset allocation across several types of investments and asset classes. Because they primarily invest in underlying funds, their expense ratio includes a proportionate share of the applicable fees and expenses of the underlying funds. There is no guarantee that target date funds will provide enough income for retirement.										
N/A	New Mexico Conservative Portfolio	0.97%	0.71%	4.72%	5.91%	4.39%	4.36%	2/24/2005	0.43%	$ 4.30
N/A	New Mexico LifeCycle 2015 Portfolio	1.35%	1.29%	6.43%	8.21%	4.61%	4.46%	2/24/2005	0.38%	$ 3.80
N/A	New Mexico LifeCycle 2025 Portfolio	2.12%	1.93%	9.96%	10.25%	5.40%	5.18%	2/24/2005	0.42%	$ 4.20
N/A	New Mexico LifeCycle 2035 Portfolio	2.64%	1.99%	11.34%	11.36%	6.03%	5.79%	2/24/2005	0.46%	$ 4.60
N/A	New Mexico LifeCycle 2045 Portfolio	2.96%	2.08%	12.00%	12.01%	6.77%	6.48%	2/24/2005	0.48%	$ 4.80
N/A	New Mexico LifeCycle 2055 Portfolio	3.12%	2.13%	12.32%	12.16%	N/A	4.14%	5/18/2007	0.49%	$ 4.90
Asset class: Specialty										
Funds that invest in a concentrated sector or focus on a relatively small number of securities may be subject to greater volatility than a more diversified investment. Funds that focus on real estate investing are sensitive to economic and business cycles, changing demographic patterns and governent actions.										
IGREX	Invesco Global Real Estate Fund - Class R	-1.86%	0.78%	9.07%	11.72%	6.07%	6.42%	4/29/2005	0.90%	$ 9.00
Asset Class: International										
International/emerging markets funds involve risks not associated with investing solely in the U.S., such as currency fluctuation, political risk, differences in accounting and the limited availability of information.										
ABEMX	Aberdeen Emerging Markets Equity Fund - Institutional Class	1.28%	-7.91%	1.56%	5.44%	N/A	6.24%	5/11/2007	1.10%	$ 11.00
RERGX	EuroPacific Growth Fund® - Class R6	7.16%	0.97%	12.71%	10.12%	7.70%	11.57%	4/16/1984	0.50%	$ 5.00
FDIKX	Fidelity® Diversified International Fund -	8.75%	2.25%	14.26%	11.54%	6.06%	8.87%	12/27/1991	0.78%	$ 7.80
VTSNX	Vanguard® Total International Stock Index Fund - Institutional Shares	5.42%	-4.57%	9.90%	N/A	N/A	5.18%	11/29/2010	0.12%	$ 1.20
Ticker	Investment Options	YTD	1 Year	3 Year	5 Year	10 Year	Since Inception	Inception Date	Gross Expense Ratio	Gross Cost per $1000

Asset Class: Small-Cap Stocks										
Funds investing in stocks of small or emerging companies may have less liquidity than those investing in larger, established companies and may be subject to greater price volatility and risk stock market.										
DFSTX	DFA U.S. Small Cap Portfolio	4.39%	5.76%	19.24%	18.45%	9.43%	10.86%	03/19/1992	0.37%	$ 3.70
Asset Class: Mid-Cap Stocks										
FLPKX	Fidelity® Low-Priced Stock Fund - Class K	4.38%	7.18%	18.59%	17.32%	9.58%	14.40%	12/27/1989	0.72%	$ 7.20
PCBIX	Principal Mid-Cap Blend Fund -	4.93%	11.25%	20.24%	19.86%	11.59%	10.63%	12/06/2000	0.66%	$ 6.60
PMEGX	T. Rowe Price Institutional Mid-Cap Equity Growth Fund	8.17%	15.58%	21.70%	20.03%	11.94%	12.43%	7/31/1996	0.61%	$ 6.10
Asset Class: Large-cap Stocks										
DODGX	Dodge & Cox Stock Fund	1.33%	4.54%	20.44%	17.79%	7.20%	11.17%	01/04/1965	0.52%	$ 5.20
FCNKX	Fidelity Contrafund - Class K	5.14%	10.40%	17.55%	17.24%	9.95%	12.53%	05/17/1967	0.54%	$ 5.40
VINIX	Vanguard® Institutional Index Fund - Inst	1.22%	7.41%	17.28%	17.31%	7.90%	9.60%	07/31/1990	0.04%	$ 0.40
Asset Class: Balanced										
OAKBX	Oakmark Equity and Income Fund (The)	0.97%	2.80%	11.99%	10.85%	7.88%	10.75%	11/01/1995	0.77%	$ 7.70
PDRDX	Principal Diversified Real Asset Fund - In	-1.24%	-7.73%	3.93%	6.65%	N/A	5.70%	03/16/2010	0.87%	$ 8.70
Asset Class: Bonds										
Bond funds have the same interest rate, inflation and credit risks that are associated with the underlying bonds owned by the fund.										
Funds that invest in high-yield securities are subject to greater credit risk and price fluctuations than funds that invest in higher-quality securities.										
BPLBX	Blackrock Inflation Protected Bond	0.47%	-2.52%	-0.79%	3.00%	4.46%	5.00%	6/28/2004	0.48%	$ 4.80
FBNRX	Templeton Global Bond Fund - Class R6	0.02%	-1.48%	4.61%	5.32%	8.17%	8.22%	9/18/1986	0.54%	$ 5.40
VBTIX	Vanguard® Total Bond Market Index Fund - Institutional Shares	-0.16%	1.74%	1.71%	3.26%	4.44%	5.52%	9/18/1995	0.07%	$ 0.70
Asset Class: Short-term Investments										
Because the value of the securities held by stable value funds will fluctuate, there is the risk that an investor will lose money investing in stable value funds.										
N/A	New Mexico Stable Value Fund	0.70%	1.36%	1.42%	1.50%	2.63%	2.80%	9/24/2003	0.42%	$ 4.20

Ownership Rights
© 2014, Nationwide Retirement Solutions. Nationwide, the Nationwide framemark and On Your Side are service marks of Nationwide Mutual Insurance Company. Nationwide representatives are Registered Representatives of Nationwide Investment Services Corporation: Member FINRA. In MI only, Nationwide Investment Svcs. Corporation. Fund category and gross expense ratio data provided by Morningstar®. The Morningstar information contained herein: (1) is proprietary to Morningstar and/or its content providers; (2) may not be copied or distributed; and (3) is not warranted to be accurate, complete or timely. Neither Morningstar nor its content providers are responsible for any damages or losses arising from any use of this information. Although data is gathered from reliable sources, data accuracy and completeness cannot be guaranteed. Gross expense ratio data is as of the last date of the month prior to quarter end.

NRX-0319NM-NM.0314

Quarterly Fee Reconciliation - Nationwide

REVENUES	3Q14	4Q14	1Q15	2Q15
PARTICIPANT REVENUES				
Active Participants				
Per Participant Fee	11.58	12.82	13.27	12.05
Number of Participants collected from	17,169	17,461	17,514	17,602
Active Participant Fees Collected	$ 198,817.02	$ 223,850.02	$ 232,410.78	$ 212,104.10
Terminated Participants*				
Per Participant Fee (Prorated)	$ 13.00	$ 13.00	$ 13.00	$ 13.00
Number of Participants collected from	357	281	338	318
Terminated Participant Fees Collected	$ 1,553.93	$ 1,528.52	$ 2,083.21	$ 2,307.09
Total Participant Fees Collected	$ 200,370.95	$ 225,378.54	$ 234,493.99	$ 214,411.19
PRODUCT PROVIDER REVENUES				
Per Participant Rebate	$ 4.05	$ 2.58	$ 2.11	$ 2.15
12b-1 and Sub TA Fees	$ 35,962.81	$ 36,125.53	$ 36,212.30	$ 37,973.59
Fidelity Sub TA Fees	$ 33,772.36	$ 8,854.82	$ 878.37	$ -
Total Product Provider Revenues	$ 69,735.17	$ 44,980.35	$ 37,090.67	$ 37,973.59
GRAND TOTAL REVENUES	$ 270,106.12	$ 270,358.89	$ 271,584.66	$ 252,384.78
PAYMENTS				
NATIONWIDE RETIREMENT SOLUTIONS FEE				
Active Participants				
Per Participant Fee	$ 13.00	$ 13.00	$ 13.00	$ 13.00
Number of Participants collected from	17,169	17,461	17,514	17,602
Total participant Fees Collected	$ 223,197.00	$ 226,993.00	$ 227,682.00	$ 228,826.00
Terminated Participants				
Per Participant Fee (Prorated)	$ 13.00	$ 13.00	$ 13.00	$ 13.00
Number of Participants collected from	357	281	338	318
Total participant Fees Collected	$ 1,553.93	$ 1,528.52	$ 2,083.21	$ 2,307.09
Total Participant Fees Due Nationwide	$ 224,750.93	$ 228,521.52	$ 229,765.21	$ 231,133.09
MERCER CONSULTING FEE	$ 21,250.00	$ 21,250.00	$ 21,250.00	$ 21,250.00
PERA PAYMENT FOR EXPENSES	$ 24,105.19	$ 20,587.37	$ 20,569.45	$ 1.69
GRAND TOTAL PAYMENT	$ 270,106.12	$ 270,358.89	$ 271,584.66	$ 252,384.78

* Terminated Participants pay a prorata share of the quarterly fee of $13.00

Items of Interest

Items of Interest

1) The State of New Mexico Deferred Compensation Plan appointments for the Second quarter of 2015:

Appointments	Linda Miller	358
Appointments	Jocelyn Hodes	319
Appointments	Clayton Puckett	275
Appointments	Office Walk-In's	190

2) The Estancia Valley Solid Waste Authority and the City of Roswell adopted the State of New Mexico Deferred Compensation Plan in 2Q15.

3) The EZ Enrollment form was released in 2Q15. This form simplifies the enrollment process for new employees by not requiring them to elect specific investment options. Participants are mapped to the Lifecycle portfolio that corresponds to a retirement age of 65.

4) Nationwide introduced the online scheduler in 2Q15. This tool allows employees to make appointments with a retirement specialist online.

5) Lou Moreno Regional Vice President of the SW/S Region was in New Mexico April 7-9. While in town he met with several PERA Board Members and staff.

6) Paul Lium attended a SW/S Regional Leadership meeting in New Orleans Louisiana on May 20-23.

NEW MEXICO DEFERRED COMPENSATION PLAN
Balancing Today's Needs and Tomorrow's Dreams

SEND OR FAX COMPLETED FORM TO:

Nationwide Retirement Solutions
3600 Rodeo Lane
Suite B1
Santa Fe, NM 87507
Phone: 505-989-4992
Fax: 505-989-4991

EZ Enrollment Form: 457(b) Plan

PERSONAL INFORMATION (please print)

Name_____ ☐ Male ☐ Female

Social Security Number_____

Address_____

City _____ State _____ Zip _____

Home Phone_____ Work Phone _____

Email Address _____

Date of Birth _____/_____/_____Number of pay periods per year _____

Payroll Center/Employer Name _____

Beneficiary Name _____

DOB _____ Relationship _____ Percentage _____

_____ _____
Participant Signature Date

_____
Retirement Specialist Name / Agent Number

ENROLLMENT INSTRUCTIONS

☐ I want to enroll in the NM-PERA Program today and begin contributing:

☐ $ _____ per pay period

☐ I acknowledge that I have read the terms and conditions detailed below. I will be enrolled into the 457(b) plan.

Your pre-tax payroll deduction amount will be invested in a LifeCycle fund closest to the year in which you turn 65. I understand that the earliest my enrollment can start is the first day of the month following my completed request, and that upon receipt of this form I will receive a welcome notice. Changes can be made at any time.

Please be sure to provide your Social Security Number, signature, and date.

TERMS AND CONDITIONS

Upon receipt of this enrollment form, you will be provided a welcome kit which will include a Beneficiary Form, Memorandum of Understanding and Enrollment Kit or Basics Booklet with more detailed information on the provisions outlined below:

- My account balance will be held in trust for the exclusive benefit of me or my beneficiaries.
- I may cancel my participation, before my forms are processed, by calling 505-989-4992 within seven days from the date that I signed the enrollment form.
- Based on market fluctuations, the rate of return on my account could be either positive or negative. This could result in my account balance being worth less than my contributions.
- Investments may have underlying expenses or management fees that will reduce the investment results. Information on these expenses can be found in the investment profiles or the respective prospectus(es). Investment profiles and prospectus(es) can be found on the Plans website at www.newmexico457dc.com
- The beneficiary will default to the participants estate in the event beneficiary information is not provided or incomplete.
- **Fund prospectuses can be obtained by calling 1-877-677-3678. Read the prospectuses carefully before investing. Before investing, carefully consider the fund's investment objectives, risks, charges and expenses. The fund prospectus contains this and other important information.**

The Internal Revenue Service imposes rules which limit the times when I can make changes or receive withdrawals from the Program.

- At any time, I may change my contribution amount and the investment allocation of my current account balance.
- I may withdraw funds from the Program only upon:
  1) Severance from employment (including termination or death)
  2) An Unforeseeable Emergency (as defined by IRC section 457(b))
  3) Plans loan provision
  4) Total disability
  5) Attaining age 70 1/2 even if still employed.
- Although not required, withdrawals may begin after receipt of a Payout Request Form including my severance from employment and my employer's verification of severance.
- The funds in my account may be eligible for rollover to an IRA or to an eligible retirement plan upon severance from employment.

Nationwide Retirement Solutions and Nationwide Life Insurance Company (collectively "Nationwide") have endorsement relationships with the National Association of Counties, and the International Association of Fire Fighters-Financial Corporation. More information about the endorsement relationships may be found online at www.nrsforu.com.

© 2012 – 2015 Nationwide

NRW-2199NM-NM (04/15)