


PERA *SmartSave*

Deferred Compensation Plan 

Public Employees Retirement Association of New Mexico

4Q2019

Plan Service Review

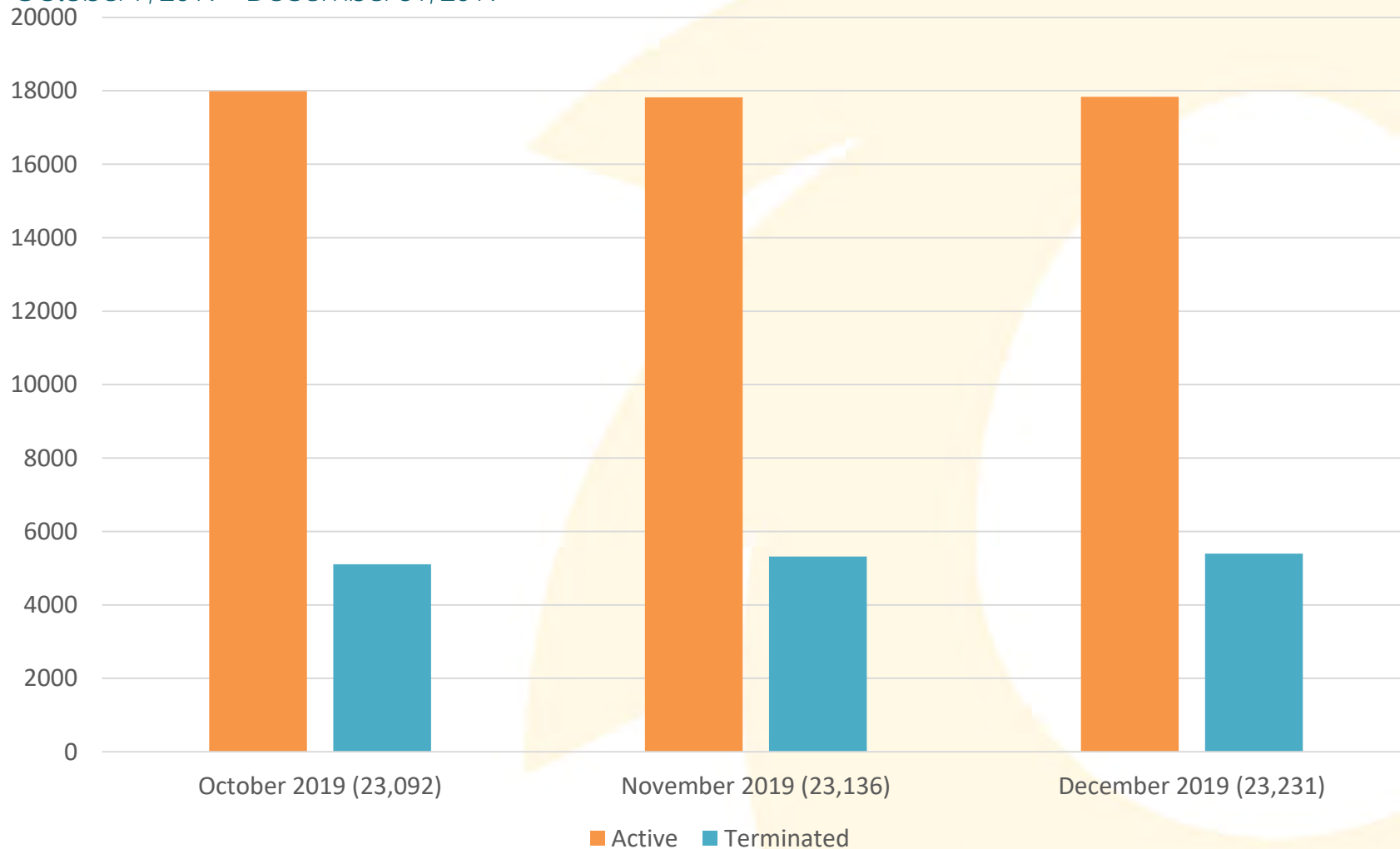


Participant Analysis



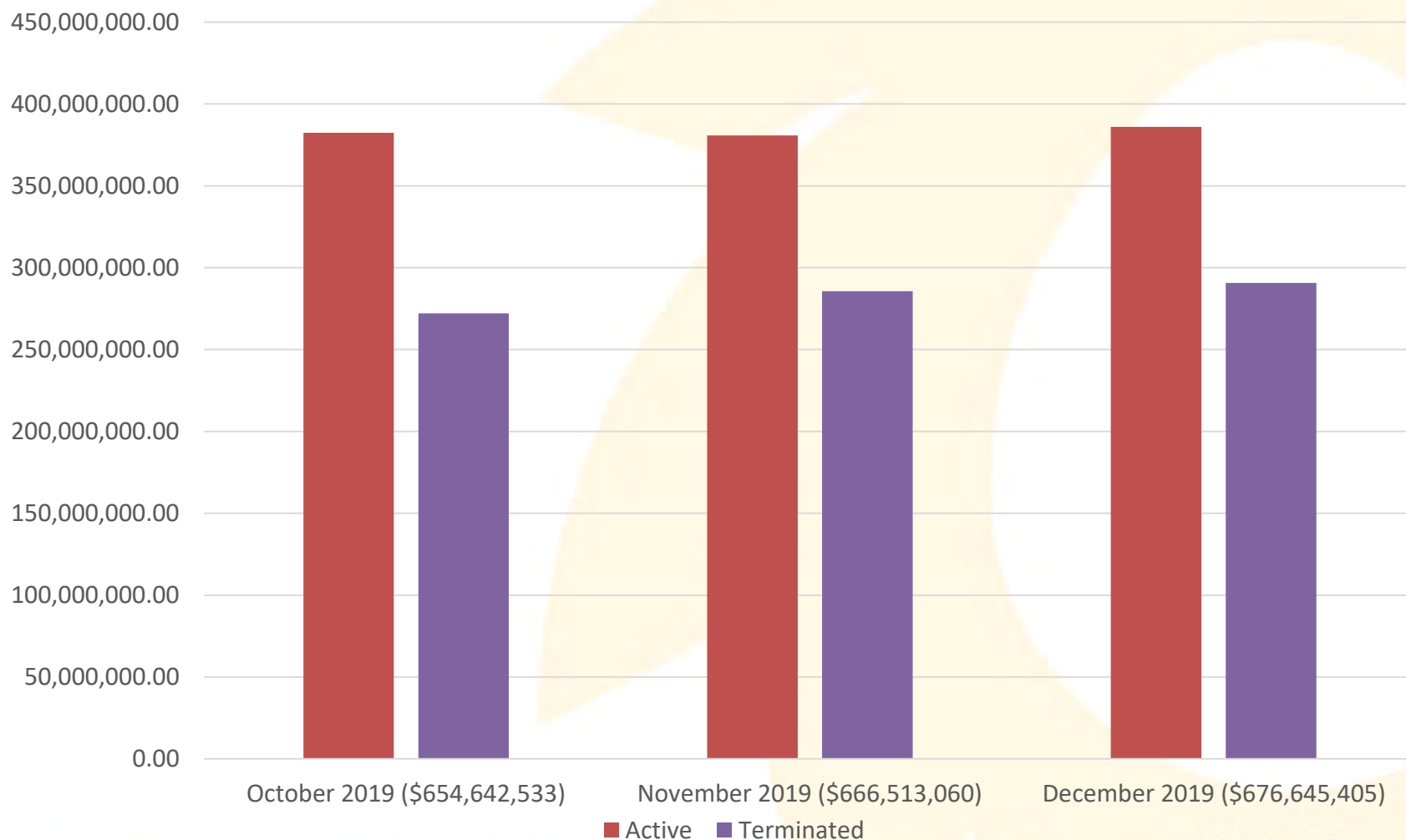
Participation Rate Summary

October 7, 2019 – December 31, 2019



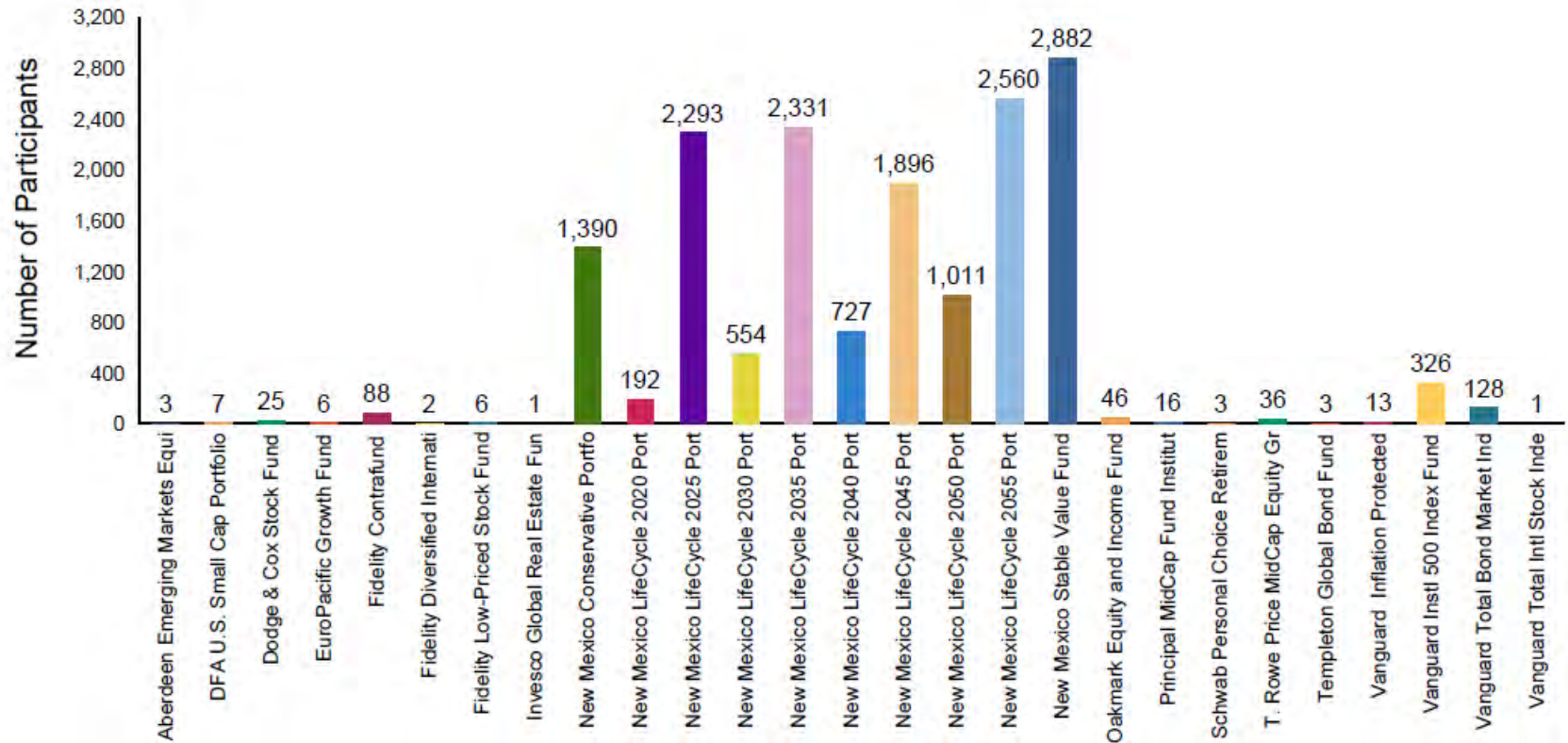
Participant Balance Summary

October 7, 2019 – December 31, 2019 Includes Deemed Loan



Participants with a Balance in a Single Investment

As of December 31, 2019



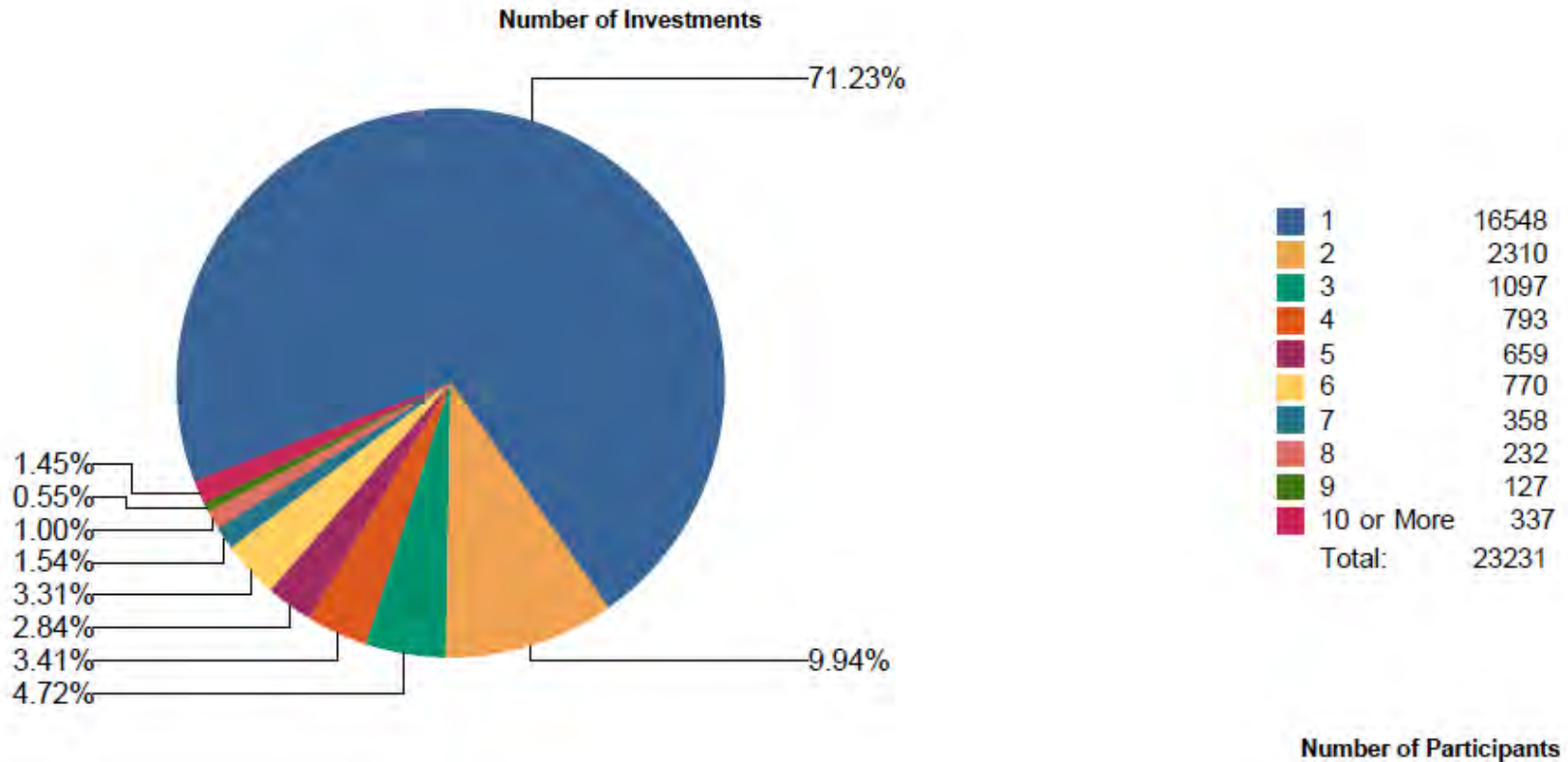
Balance by Investment

As of December 31, 2019

Investment	Investment Balance	Number of Participants	Average Balance	Average Age	Percentage of Plan Assets
Vanguard Instl 500 Index Fund	\$96,450,028.93	3,680	\$26,209.25	55.48	14.60%
Vanguard Inflation Protected	\$5,180,365.38	663	\$7,813.52	52.95	0.78%
EuroPacific Growth Fund	\$10,012,926.48	1,141	\$8,775.57	53.14	1.52%
Invesco Global Real Estate Fun	\$2,195,397.82	409	\$5,367.72	49.57	0.33%
Principal MidCap Fund Institut	\$16,351,758.19	1,346	\$12,148.41	52.64	2.48%
Dodge & Cox Stock Fund	\$32,967,870.54	2,171	\$15,185.57	53.70	4.99%
Principal Diversified Real Ass	\$417,359.98	120	\$3,478.00	51.52	0.06%
Templeton Global Bond Fund	\$2,561,078.07	376	\$6,811.38	50.79	0.39%
T. Rowe Price MidCap Equity Gr	\$34,590,682.26	2,314	\$14,948.44	53.45	5.24%
Oakmark Equity and Income Fund	\$20,312,307.17	1,730	\$11,741.22	56.01	3.07%
Vanguard Total Bond Market Ind	\$22,243,365.49	1,803	\$12,336.86	53.22	3.37%
Aberdeen Emerging Markets Equi	\$2,126,378.78	436	\$4,877.02	49.81	0.32%
DFA U.S. Small Cap Portfolio	\$11,792,848.44	1,899	\$6,210.03	51.97	1.79%
Vanguard Total Intl Stock Inde	\$6,371,536.83	779	\$8,179.12	49.30	0.96%
New Mexico Conservative Portfo	\$43,106,911.55	2,112	\$20,410.47	54.96	6.52%
New Mexico LifeCycle 2020 Port	\$4,042,336.62	302	\$13,385.22	59.91	0.61%
New Mexico LifeCycle 2025 Port	\$55,873,848.22	3,137	\$17,811.24	52.71	8.46%
New Mexico LifeCycle 2030 Port	\$6,162,429.28	743	\$8,293.98	52.57	0.93%
New Mexico LifeCycle 2035 Port	\$35,233,536.33	3,026	\$11,643.60	46.06	5.33%
New Mexico LifeCycle 2040 Port	\$5,319,658.32	897	\$5,930.50	43.85	0.81%
New Mexico LifeCycle 2045 Port	\$20,293,293.52	2,423	\$8,375.28	40.09	3.07%
New Mexico LifeCycle 2050 Port	\$3,952,738.50	1,155	\$3,422.28	34.57	0.60%
New Mexico LifeCycle 2055 Port	\$11,815,371.99	2,992	\$3,948.99	30.36	1.79%
New Mexico Stable Value Fund	\$132,291,686.70	5,928	\$22,316.41	55.99	20.02%
Fidelity Low-Priced Stock Fund	\$8,956,780.08	942	\$9,508.26	52.46	1.36%
Fidelity Contrafund	\$52,315,755.33	2,484	\$21,061.09	54.25	7.92%
Fidelity Diversified Internati	\$11,783,613.34	1,426	\$8,263.40	54.63	1.78%
Schwab Personal Choice Retirem	\$5,937,069.22	61	\$97,329.00	59.69	0.90%
Total Investment Balance:	\$660,658,933.36				
Total Loan Fund:	\$13,364,050.70				
Total Deemed Loan:	\$2,622,420.69				
Total Plan Assets:	\$674,022,984.06				

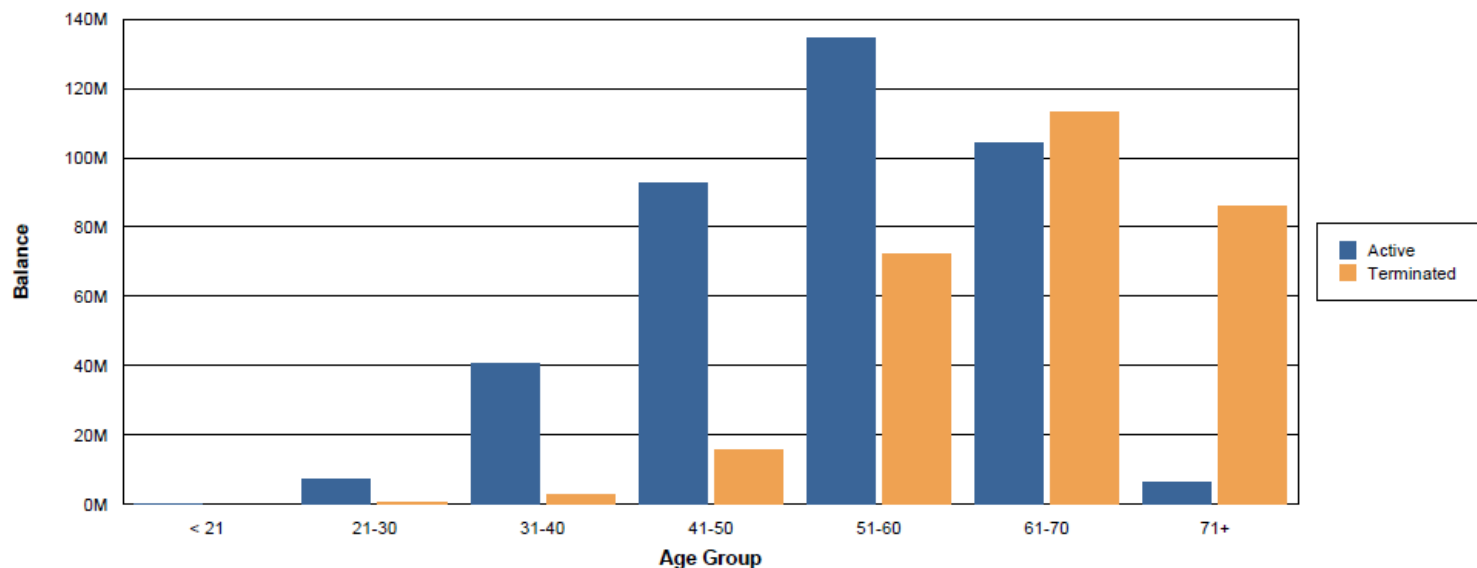
Participants with Balance by Number of Investments

As of December 31, 2019



Balances by Status

As of December 31, 2019 (Deemed Loan Included)



	< 21	21-30	31-40	41-50	51-60	61-70	71+	Total
Active	\$59,256.81	\$7,399,230.72	\$40,713,873.82	\$92,567,735.83	\$134,387,824.66	\$104,372,218.55	\$6,498,253.85	\$385,998,394.24
Terminated	\$4,114.72	\$492,781.10	\$2,649,830.00	\$15,646,858.13	\$72,172,665.11	\$113,433,274.03	\$86,247,486.92	\$290,647,010.01
Total	\$63,371.53	\$7,892,011.82	\$43,363,703.82	\$108,214,593.96	\$206,560,489.77	\$217,805,492.58	\$92,745,740.77	\$676,645,404.25

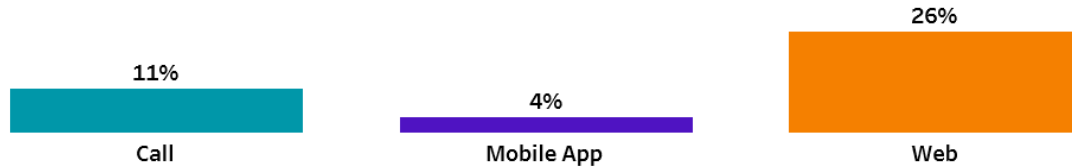
Digital Engagement



Participant Engagement – Q419

31% of Plan participants have engaged (calls, mobile, web) since October 2019
26% of Plan participants have digitally engaged since October 2019

Unique Participant Engagement by Channel



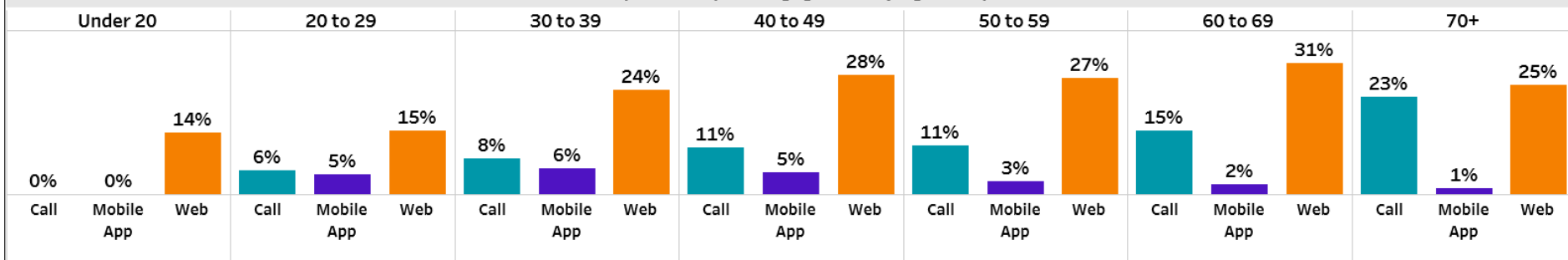
E-Delivery

83%
19,206

Web Registration

27%
6,325

Unique Participant Engagement by Age Group



Digital Engagement – Q419

myOrangeMoney Loans

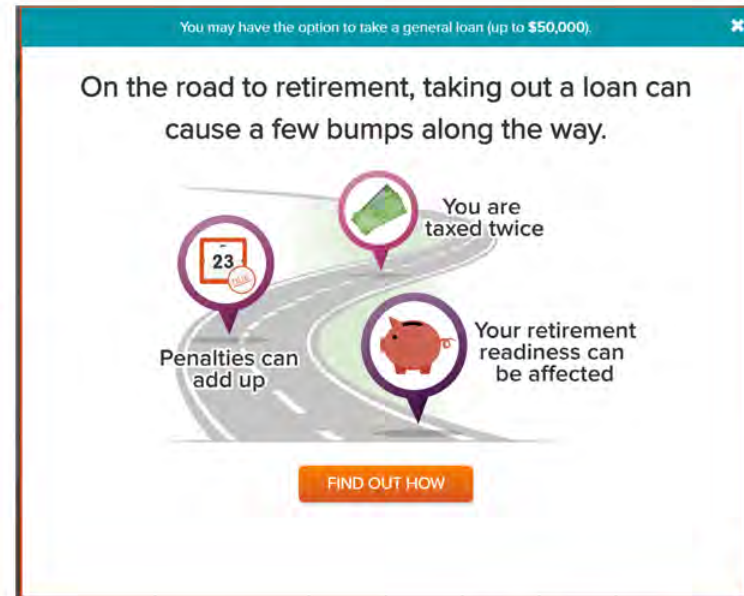
219 participants used loan guidance

108 (49%) participants used loan guidance and did not take a loan

111 (51%) participants used loan guidance and went on to take a loan

1 participants skipped loan guidance

1 (100%) participants skipped loan guidance and did not take a loan



Digital Engagement – Q419

myOrangeMoney Engagement

9% of participants took action after using *myOrangeMoney*

- 2 participants are saving an average of \$218 more per pay period:
- 1 participant changed allocations
- 1 participant rolled money into the Plan

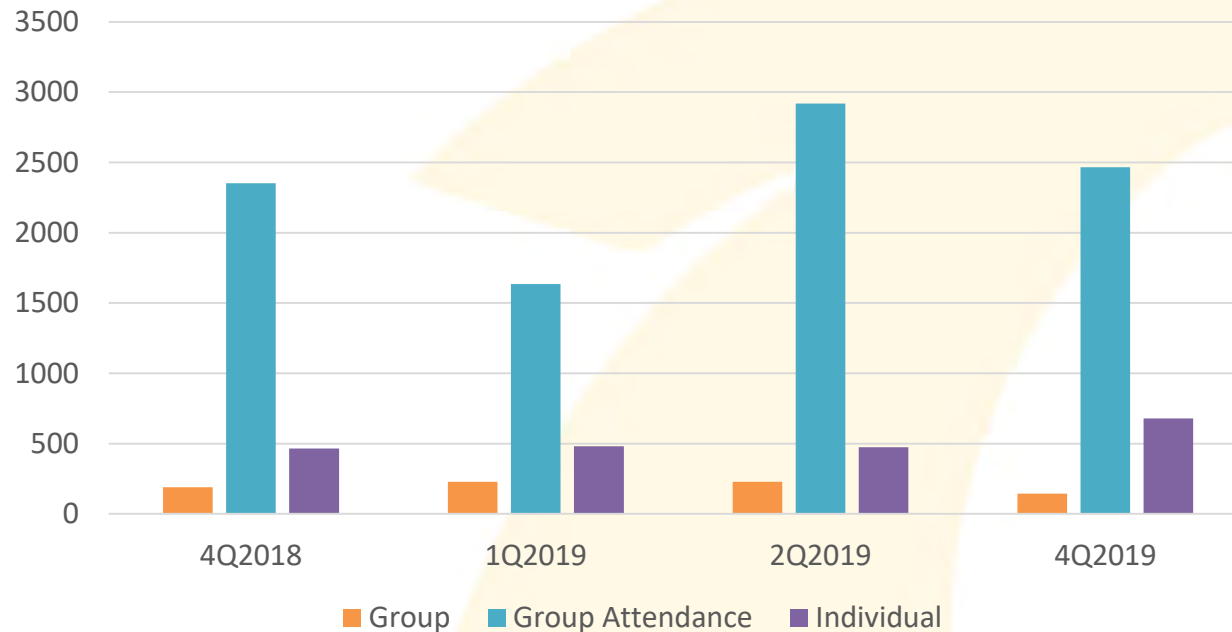
Activity	# of Participants
Logged in with access to <i>myOrangeMoney</i>	6,391
Viewed <i>myOrangeMoney</i>	108 (2%)
Engaged with <i>myOrangeMoney</i>	22 (20%)
Took action using <i>myOrangeMoney</i>	2 (9%)



Outreach Update



Outreach Meeting Activity



	4Q18	1Q19	2Q19	4Q19
Total Group Meetings	190	228	229	144
Total Attendance at Group Meetings	2,351	1,634	2,918	2,465
Total Individual Meetings	465	481	475	678

Outreach Meeting Activity

Week Ending	Entity/Agency	Department	Location	Rep	Group Attendees	One/One
10/04/2019	San Juan County	Benefits Fair	Farmington	Day	183	0
10/04/2019	City of Farmington	Fire Stations	Farmington	Day	8	0
10/04/2019	City of Farmington	Fire Stations	Farmington	Day	0	6
10/04/2019	San Juan County	Adminstration	Aztec	Day	4	0
10/04/2019	San Juan County	Adminstration	Aztec	Day	0	5
10/04/2019	City of Portales	Joint PERA	Portales	Lium	23	4
10/04/2019	City of Clovis	Joint PERA	Clovis	Lium	27	3
10/04/2019	Department of Public Safety	State Police	Clovis	Lium	6	2
10/04/2019	Curry County	Administration	Clovis	Lium	2	0
10/04/2019	Taxation and Revenue Department	Motor Vehicle Division	Clovis	Lium	2	0
10/04/2019	DeBaca County	Administration	Ft. Sumner	Lium	2	1
10/04/2019	Village of Ft. Sumner	Village Hall	Ft. Sumner	Lium	3	1
10/04/2019	City of Albuquerque		Albuquerque	Lium	2	0
10/04/2019	Bernalillo County		Albuquerque	Lium	0	1
10/11/2019	Santa Fe County	NEO	Santa Fe	Day	7	0
10/11/2019	City of Santa Fe	NEO	Santa Fe	Day	11	0
10/11/2019	NM Dept of Health	NEO	Santa Fe	Day	6	0
10/11/2019	City of Albuquerque	Benefits fair	Albuquerque	Lium	4	0
10/11/2019	Department of Health	New Employee Orientation	Albuquerque	Lium	6	0
10/11/2019	Central NM College	Benefits fair	Albuquerque	Lium	34	5
10/11/2019	City of Albuquerque	Retirement Seminar	Albuquerque	Lium	33	3
10/11/2019	Albuquerque Public Schools	Benefits fair	Albuquerque	Lium	100	5
10/11/2019	City of Albuquerque	Fire Station 13	Albuquerque	Lium	8	1
10/18/2019	NM Dept of Transportation	Maintenance Yard	Taos County	Day	5	0
10/18/2019	NM Dept of Transportation	Maintenance Yard	Taos County	Day	0	3
10/18/2019	Town of Taos	Staff	Taos	Day	9	0
10/18/2019	Town of Taos	Staff	Taos	Day	0	4
10/18/2019	Taos County	Staff	Taos	Day	11	0
10/18/2019	Taos County	Staff	Taos	Day	0	2
10/18/2019	Office of African American Affairs		Albuquerque	Lium	5	0
10/18/2019	Bernalillo County	New Employee Orientation	Albuquerque	Lium	28	6
10/18/2019	City of Albuquerque	Fire Station 13	Albuquerque	Lium	4	2
10/18/2019	Village of Los Lunas	Joint PERA AM	Albuquerque	Lium	11	4

Outreach Meeting Activity cont.

10/18/2019	Village of Los Lunas	Joint PERA PM	Albuquerque	Lium	8	2
10/18/2019	City of Albuquerque		Albuquerque	Lium	3	7
10/18/2019	Bernalillo County	Benefits fair	Albuquerque	Lium	4	1
10/18/2019	Dona Ana, County of	Admin	Las Cruces	Miller	20	20
10/18/2019	Health, NM Dept of	Regional Office	Las Cruces	Miller	15	18
10/25/2019	Santa Fe County	NEO	Santa Fe	Day	8	0
10/25/2019	City of Santa Fe	NEO	Santa Fe	Day	10	0
10/25/2019	City of Farmington	Staff	Farmington	Day	5	0
10/25/2019	City of Farmington	Staff	Farmington	Day	8	0
10/25/2019	City of Farmington	Staff	Farmington	Day	12	0
10/25/2019	City of Farmington	Staff	Farmington	Day	0	3
10/25/2019	NM Human Services Dept	Staff	Farmington	Day	7	0
10/25/2019	NM Human Services Dept	Staff	Farmington	Day	0	2
10/25/2019	NM Dept of Health - BHI	Staff	Las Vegas	Day	0	4
10/25/2019	NM Dept of Health - BHI	NEO	Las Vegas	Day	13	0
10/25/2019	City of Albuquerque	National Save for Ret Week	Albuquerque	Lium	5	2
10/25/2019	City of Albuquerque	National Save for Ret Week	Albuquerque	Lium	6	2
10/25/2019	Bernalillo County		Albuquerque	Lium	0	3
10/25/2019	Department of Transportation	Milan	Milan	Lium	2	0
10/25/2019	McKinley County	Human Resources	Gallup	Lium	3	1
10/25/2019	City of Albuquerque	Benefits fair	Albuquerque	Lium	700	14
10/25/2019	Las Cruces-City of	Admin	Las Cruces	Miller	32	15
11/01/2019	NM Dept of Transportation	Staff	Santa Fe	Day	9	0
11/01/2019	NM Dept of Transportation	Staff	Santa Fe	Day	14	0
11/01/2019	NM Dept of Transportation	Maintenance Yard	Wagon Mound	Day	4	0
11/01/2019	NM Dept of Transportation	Maintenance Yard	Wagon Mound	Day	0	1
11/01/2019	Colfax Miner's Medical Center	Hospital	Raton	Day	0	9
11/01/2019	Colfax Miner's Medical Center	Long Term Care	Raton	Day	0	3
11/01/2019	Rio Arriba County	Staff	Espanola	Day	0	2
11/01/2019	Rio Arriba County	Staff	Espanola	Day	12	0
11/01/2019	Administrative Office of the Courts	Metro Court Conference	Albuquerque	Lium	52	0
11/01/2019	Administrative Office of the Courts	Metro Court Conference	Albuquerque	Lium	23	0
11/01/2019	City of Albuquerque		Albuquerque	Lium	0	2
11/01/2019	Bernalillo County		Albuquerque	Lium	0	2

Outreach Meeting Activity cont.

11/01/2019	Town of Moriarty	Town Hall	Albuquerque	Lium	6	3
11/01/2019	Torrance County	Human Resources	Estancia	Lium	3	1
11/01/2019	Town of Estancia	Town Hall	Estancia	Lium	3	0
11/01/2019	Estancia Solid Waste Authority		Estancia	Lium	3	1
11/01/2019	City of Albuquerque	Pollution Control	Albuquerque	Lium	5	1
11/01/2019	City of Albuquerque	Fire Station 6	Albuquerque	Lium	2	0
11/01/2019	Las Cruces-City of	Fire	Las Cruces	Miller	12	6
11/01/2019	Las Cruces-City of	Police	Las Cruces	Miller	10	5
11/01/2019	Las Cruces-City of	Police Substation	Las Cruces	Miller	5	5
11/01/2019	Corrections-NM Dept of	Southern Facility	Las Cruces	Miller	0	30
11/01/2019	Las Cruces-City of	Utilities	Las Cruces	Miller	8	8
11/01/2019	Dona Ana, County of	Detention	Las Cruces	Miller	0	23
11/01/2019	District Attorney-Admin Office	3rd Judicial District	Las Cruces	Miller	17	12
11/01/2019	Alamogordo, City of	Administration	Alamogordo	Miller	6	9
11/08/2019	Santa Fe County	NEO	Santa Fe	Day	6	0
11/08/2019	City of Santa Fe	NEO	Santa Fe	Day	4	0
11/08/2019	NM State Auditor's Office	Staff	Santa Fe	Day	21	0
11/08/2019	City of Santa Fe	Staff	Santa Fe	Day	0	3
11/08/2019	NM Dept of Health - BHI	NEO	Las Vegas	Day	16	0
11/08/2019	Bernalillo County		Albuquerque	Lium	3	1
11/08/2019	City of Albuquerque		Albuquerque	Lium	0	3
11/08/2019	Department of Game and Fish		Albuquerque	Lium	0	1
11/08/2019	Taxation and Revenue Department	New Employee Orientation	Albuquerque	Lium	4	0
11/08/2019	Department of Health	Public Health	Albuquerque	Lium	2	0
11/08/2019	Transportation, NM Dept of	DOT-District 1 LC Patrol	Las Cruces	Miller	16	14
11/08/2019	Transportation, NM Dept of	DOT-District 1 Office	Deming	Miller	14	7
11/08/2019	Engineer, Office of the State	Administration	Deming	Miller	7	2
11/08/2019	Las Cruces-City of	Benefits Fair	Las Cruces	Miller	200	15
11/08/2019	Luna, County of	Administration	Deming	Miller	5	5
11/15/2019	NM Dept of Health	NEO	Santa Fe	Day	11	0
11/15/2019	NM State Police	Staff	Las Vegas	Day	8	0
11/15/2019	McKinley County	Roads	Gallup	Lium	11	3
11/15/2019	Department of Health	New Employee Orientation	Albuquerque	Lium	6	1
11/15/2019	Office of African American Affairs	New Employee Orientation	Albuquerque	Lium	2	0

Outreach Meeting Activity cont.

11/15/2019	McKinley County	Sheriff	Gallup	Lium	0	3
11/15/2019	McKinley County	Adult Detention	Gallup	Lium	0	4
11/15/2019	McKinley County	Administration	Gallup	Lium	5	7
11/15/2019	PERA	Retirement Seminar	Albuquerque	Lium	3	2
11/15/2019	Workforce Solutions		Albuquerque	Lium	3	13
11/15/2019	Elephant Butte Irrigation District	Administration	Las Cruces	Miller	3	3
11/15/2019	Engineer, Office of the State	Administration	Las Cruces	Miller	10	8
11/15/2019	Court-3rd Judicial District	Administration	Las Cruces	Miller	4	4
11/15/2019	Blind & Visually Impaired, School of	Administration	Alamogordo	Miller	4	4
11/15/2019	Public Safety, Dept of	State Police Office	Alamogordo	Miller	0	5
11/22/2019	Santa Fe County	NEO	Santa Fe	Day	6	0
11/22/2019	City of Santa Fe	NEO	Santa Fe	Day	13	0
11/22/2019	8th Judicial Court	Staff	Taos	Day	15	0
11/22/2019	8th Judicial Court	Staff	Taos	Day	0	5
11/22/2019	City of Espanola	Staff	Espanola	Day	0	2
11/22/2019	City of Albuquerque	Fire Station 12	Albuquerque	Lium	3	0
11/22/2019	Department of Transportation		Milan	Lium	13	21
11/22/2019	Bernalillo County	Pre-retirement Seminar	Albuquerque	Lium	23	6
11/22/2019	Bernalillo County	New Employee Orientation	Albuquerque	Lium	26	0
11/22/2019	Children Youth and Families Dept	Lamberton	Albuquerque	Lium	4	1
11/22/2019	Taxation and Revenue Department	Motor Vehicle Division	Albuquerque	Lium	0	2
11/22/2019	City of Albuquerque		Albuquerque	Lium	3	2
11/22/2019	Children, Youth & Families	Juvenile Probation	Las Cruces	Miller	4	4
11/22/2019	Human Services Dept	Child Enforcement	Las Cruces	Miller	3	3
11/22/2019	Eddy, County of	Assessors	Artesia	Miller	2	2
11/22/2019	Eddy, County of	Treasurers	Artesia	Miller	3	3
11/22/2019	Eddy, County of	Roads	Artesia	Miller	12	7
11/22/2019	Eddy, County of	Roads	Carlsbad	Miller	15	9
11/22/2019	Eddy, County of	Clerks	Carlsbad	Miller	3	3
11/22/2019	Eddy, County of	DWI	Carlsbad	Miller	2	2
11/22/2019	Eddy, County of	Fire Service	Carlsbad	Miller	6	5
11/22/2019	Eddy, County of	Sheriff	Carlsbad	Miller	3	3
11/22/2019	Eddy, County of	Administration	Carlsbad	Miller	7	7
11/22/2019	Eddy, County of	Detention	Carlsbad	Miller	0	8

Outreach Meeting Activity cont.

11/22/2019	Public Safety, Dept of	Office	Las Cruces	Miller	0	7
11/29/2019	Las Cruces-City of	Utilities	Las Cruces	Miller	2	2
11/29/2019	Las Cruces-City of	Police	Las Cruces	Miller	2	2
12/06/2019	Santa Fe County	NEO	Santa Fe	Day	10	0
12/06/2019	NM Dept of Public Safety	Retirees	Santa Fe	Day	26	0
12/06/2019	City of Farmington	Fire Stations	Farmington	Day	0	8
12/06/2019	City of Farmington	Police Dept	Farmington	Day	0	5
12/06/2019	San Juan County	Staff	Aztec	Day	7	0
12/06/2019	San Juan County	Staff	Aztec	Day	0	5
12/06/2019	NM Dept of Health	Staff	Farmington	Day	14	0
12/06/2019	NM Dept of Health	Staff	Farmington	Day	0	4
12/06/2019	City of Albuquerque		Albuquerque	Lium	0	8
12/06/2019	Torrance County	Benefits fair	Estancia	Lium	13	5
12/06/2019	Administrative Office of the Courts	metropolitan Court	Albuquerque	Lium	0	12
12/06/2019	Lovington, City of	Police	Lovington	Miller	3	3
12/06/2019	Lovington, City of	Administration	Lovington	Miller	2	2
12/06/2019	Lovington, City of	Fire	Lovington	Miller	5	4
12/06/2019	Hobbs, City of	Utilities	Hobbs	Miller	9	5
12/06/2019	Hobbs, City of	Administration	Hobbs	Miller	0	11
12/06/2019	Human Services Dept	ISD	Las Cruces	Miller	3	3
12/06/2019	Children, Youth & Families	Juvenile Probation	Deming	Miller	8	2
12/06/2019	Human Services Dept	Administration	Deming	Miller	3	3
12/13/2019	NM General Services Dept	Staff	Santa Fe	Day	0	3
12/13/2019	NM Dept of Health	NEO	Santa Fe	Day	12	0
12/13/2019	NM Tax & Revenue Dept	NEO	Santa Fe	Day	11	0
12/13/2019	Bernalillo County		Albuquerque	Lium	0	3
12/13/2019	Torrance County		Estancia	Lium	2	1
12/13/2019	Alb Bernalillo County Water Utility	Water Reclamation AM	Albuquerque	Lium	18	2
12/13/2019	Alb Bernalillo County Water Utility	Water Reclamation PM	Albuquerque	Lium	10	1
12/13/2019	Department of Health	New Employee Orientation	Albuquerque	Lium	6	0
12/13/2019	City of Albuquerque		Albuquerque	Lium	0	4
12/13/2019	City of Gallup	City Hall AM	Gallup	Lium	20	8
12/13/2019	City of Gallup	City Hall PM	Gallup	Lium	17	7
12/13/2019	Alb Bernalillo County Water Utility	Water Reclamation AM	Albuquerque	Lium	15	2

Outreach Meeting Activity cont.

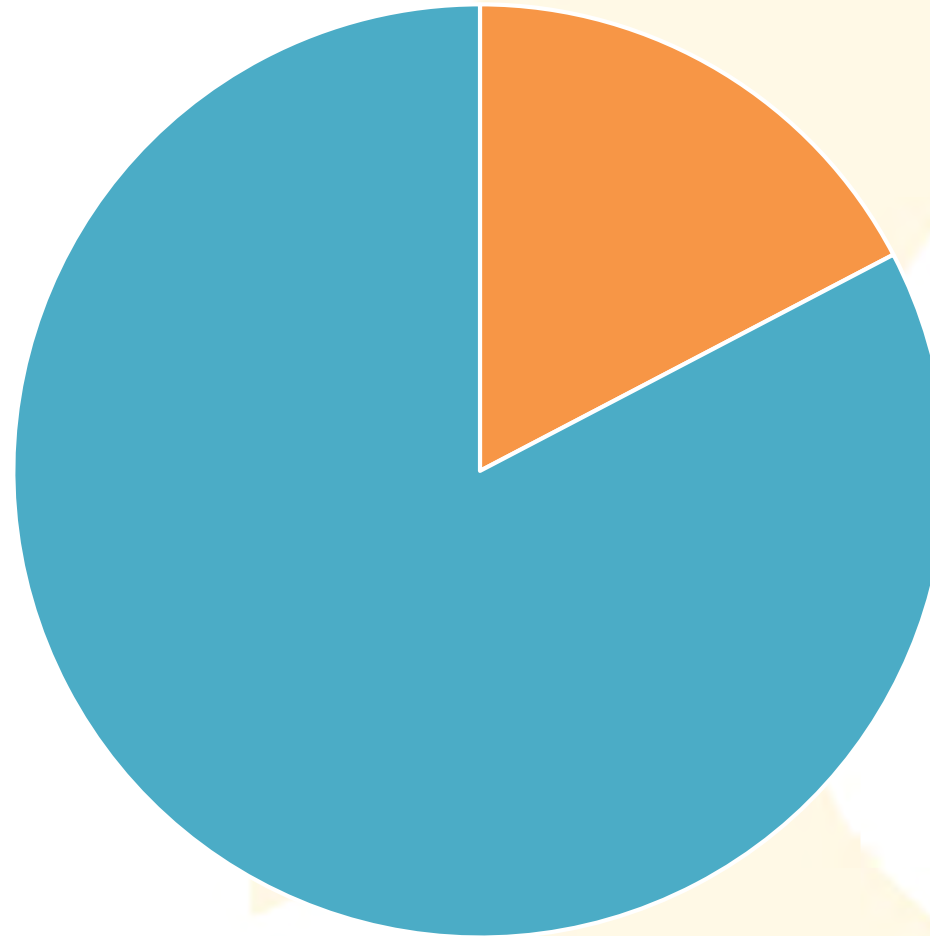
12/13/2019	Alb Bernalillo County Water Utility	Water Reclamation PM	Albuquerque	Lium	22	4
12/13/2019	Lincoln, County of	Administration	Carrizozo	Miller	0	9
12/13/2019	Lincoln, County of	Roads	Capitan	Miller	2	2
12/20/2019	Santa Fe County	NEO	Santa Fe	Day	7	0
12/20/2019	City of Santa Fe	NEO	Santa Fe	Day	16	0
12/20/2019	NM Dept of Transportation	Staff	Santa Fe	Day	0	5
12/20/2019	City of Santa Fe	Fire Stations	Santa Fe	Day	0	7
12/20/2019	NM Dept of Health BHI	NEO	Las Vegas	Day	10	0
12/20/2019	NM Dept of Health BHI	Staff	Las Vegas	Day	0	6
12/20/2019	NM Dept of Transportation	Staff	Pecos	Day	0	4
12/20/2019	City of Albuquerque	Fire Station 6	Albuquerque	Lium	4	1
12/20/2019	Bernalillo County	Assessor	Albuquerque	Lium	0	1
12/20/2019	Environment	office	Las Cruces	Miller	8	2
12/20/2019	Workforce Solutions, NM Dept of	Administration	Las Cruces	Miller	0	5
12/20/2019	Transportation, NM Dept of	DOT-District 1 Patrol	Anthony	Miller	11	9
12/20/2019	Public Safety, Dept of	Port of Entry	Anthony	Miller	3	3
12/20/2019	Health, NM Dept of	Public	Anthony	Miller	5	5
12/20/2019	Health, NM Dept of	Public	Sunland Park	Miller	4	4
12/20/2019	Public Defender Dept	Administration	Las Cruces	Miller	7	2
12/20/2019	Aging & Long Term Services	Administration	Las Cruces	Miller	9	2
12/27/2019	Santa Fe County	NEO	Santa Fe	Day	6	0
12/27/2019	City of Albuquerque		Albuquerque	Lium	0	4
12/27/2019	Bernalillo County		Albuquerque	Lium	0	3

Participant Services



Participant Contact Summary

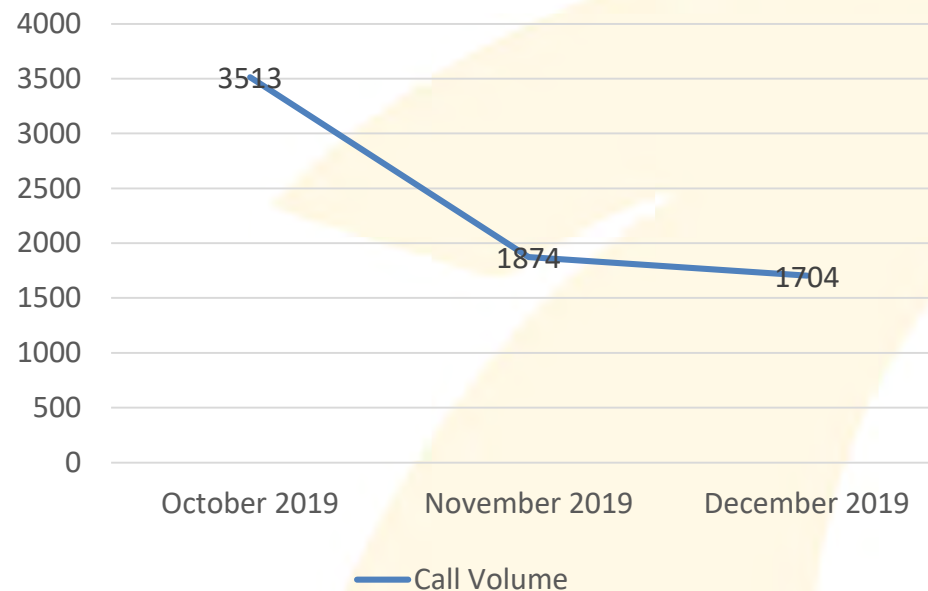
October 7, 2019-December 31, 2019



■ Call Center (7,091) ■ Participant Web (33,828)

Call Center Activity

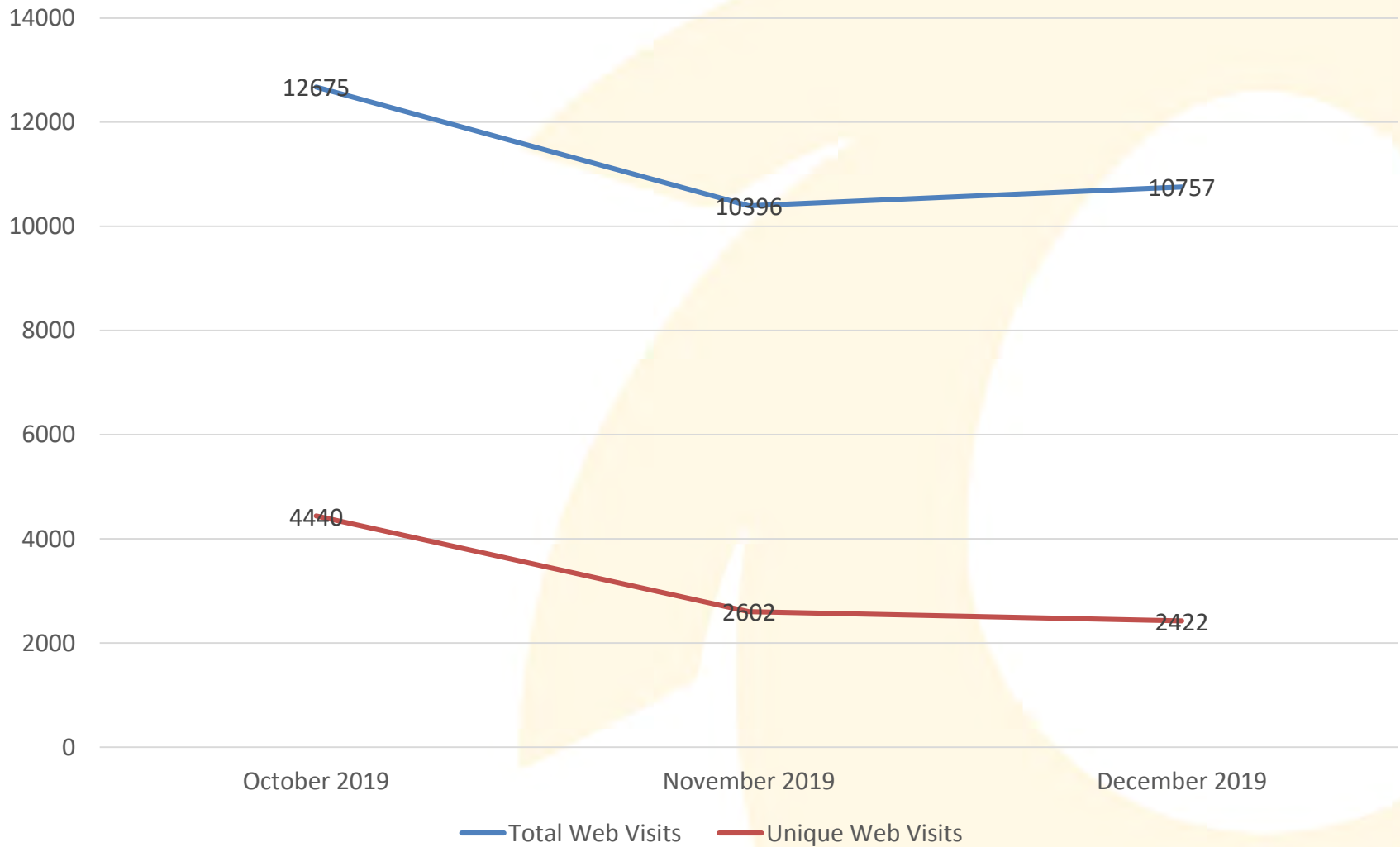
October 7, 2019-December 31, 2019



	Call Volume	Average Speed of Answer (Seconds)	Average Call Length (Minutes)	Number of Abandoned Calls	Percentage of Abandoned Calls
October 2019	3,513	12	6.23	24	.01%
November 2019	1,874	61	6.68	64	.03%
December 2019	1,704	33	6.67	36	.02%

Participant Web Activity

October 7, 2019-December 31, 2019



Paperless Transactions by Channel

As of December 31, 2019



Paperless Transactions Volume

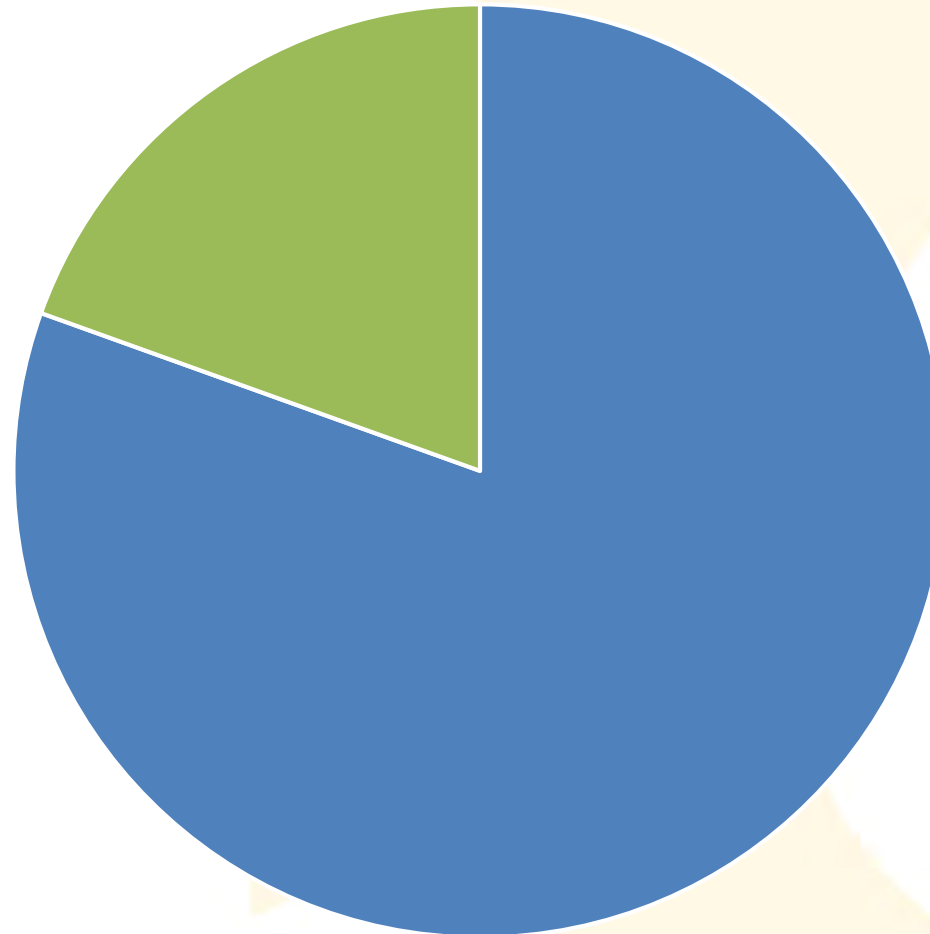
As of December 31, 2019

Paperless Transaction Description	Transaction Volume
Address Change	47
Banking Information	475
Beneficiary Election	272
Bonus Contribution	0
Catch-up Contribution	0
Contribution Rate Change	1,074
Contribution Rate Escalator	9
Dividend Election	0
Document/Package Request	116
Fund to Fund Transfer	211
In-service Withdrawal	232
Investment Election Change	266
Investment Reallocation	205
Rebalance Election	23
Loan Repayment ACH Election	247
New Loans Issued	252
Online Loan Payoff via ACH	75
Termination Distribution	240

Enrollments for the Period: 127

Enrollment Summary

October 7, 2019-December 31, 2019



■ Form Enrollment (524) ■ Online Enrollment (127)

Transaction Processed Summary

As of December 31, 2019

Transactions	Transaction Volume
Contributions	91,538
Rebalance Transfers	177
Loan Repayment	4,994
Loans Re-amortized	0
Dividend Pass-Throughs	0
Dividend Reinvestments	21,227
Fee Deductions	382
Installment Distributions via Check	420
Installment Distributions via ACH	913
Forced Deminimus Distributions	0
Required Minimum Distributions	207
Forced Default Rollover Distributions	0
Total:	119,858

Voya Retirement Advisors, LLC Summary

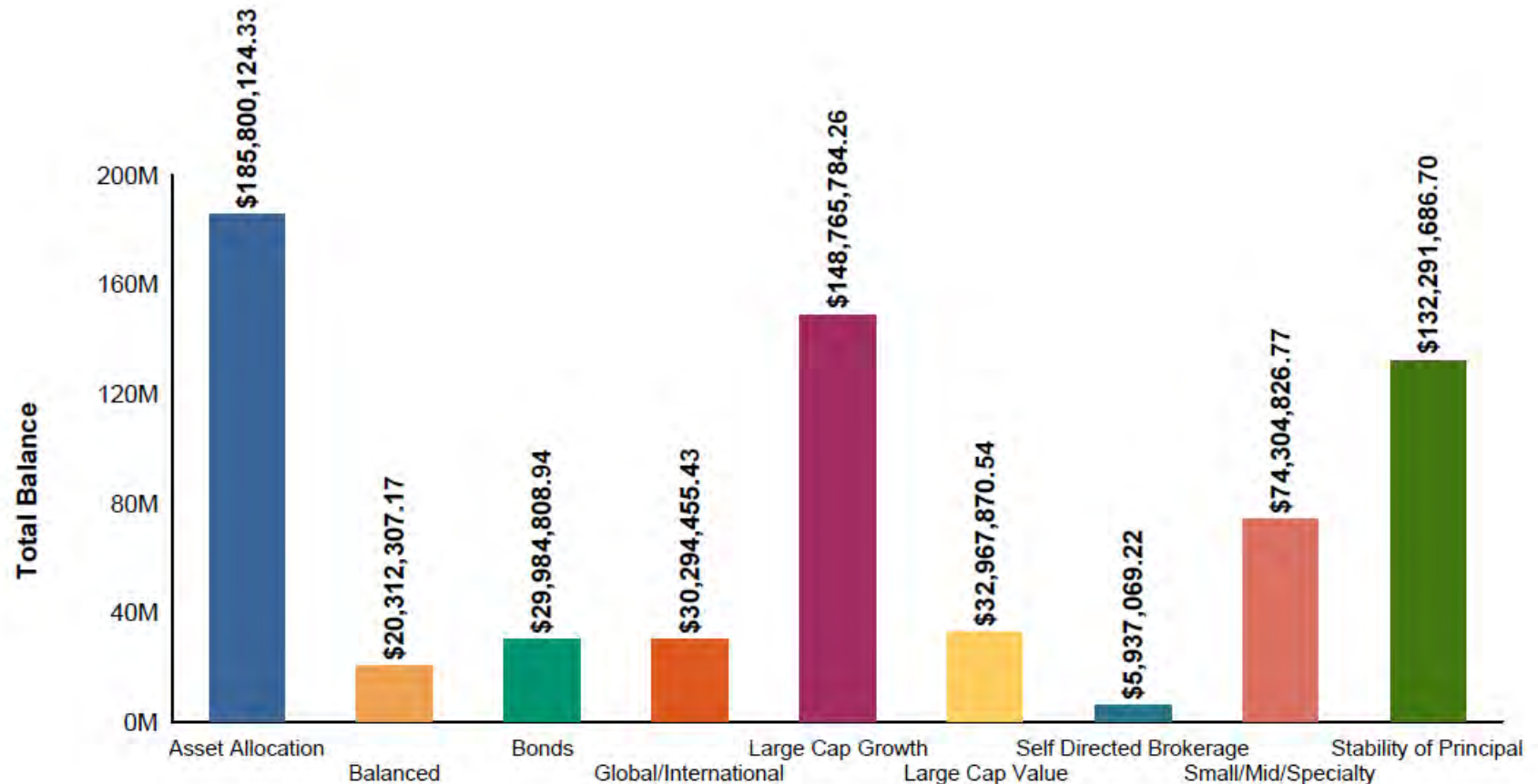
	October 2019	November 2019	December 2019
Total participants eligible for advice	22,832	22,874	22,945
Advisor Service Activity			
# Participants with a balance that have used the VRA Services	426	594	707
% Participants with a balance that have used the VRA Services	1.87%	2.60%	3.08%
VRA Advisor Calls	79	128	161
Online Advice Adopters	222	258	303
Professional Management Members	125	208	243
Monthly VRA Investment Advisor Activity			
Calls	79	49	33
Received a Retirement Plan	-	-	-
Processed a Transaction	-	-	-
Monthly Online Activity			
New Adopters	220	40	44
Received Forecast	184	37	40
Received Advice Online	82	36	39
Professional Management Activity			
Net Activity	125	83	35
Total Members	125	208	243
Total Members Assets	\$ 7,220,583	\$ 12,289,791	\$ 13,271,692
Average Member Balance	\$ 57,765	\$ 59,086	\$ 54,616

Asset Analysis



Asset Class Summary

As of December 31, 2019



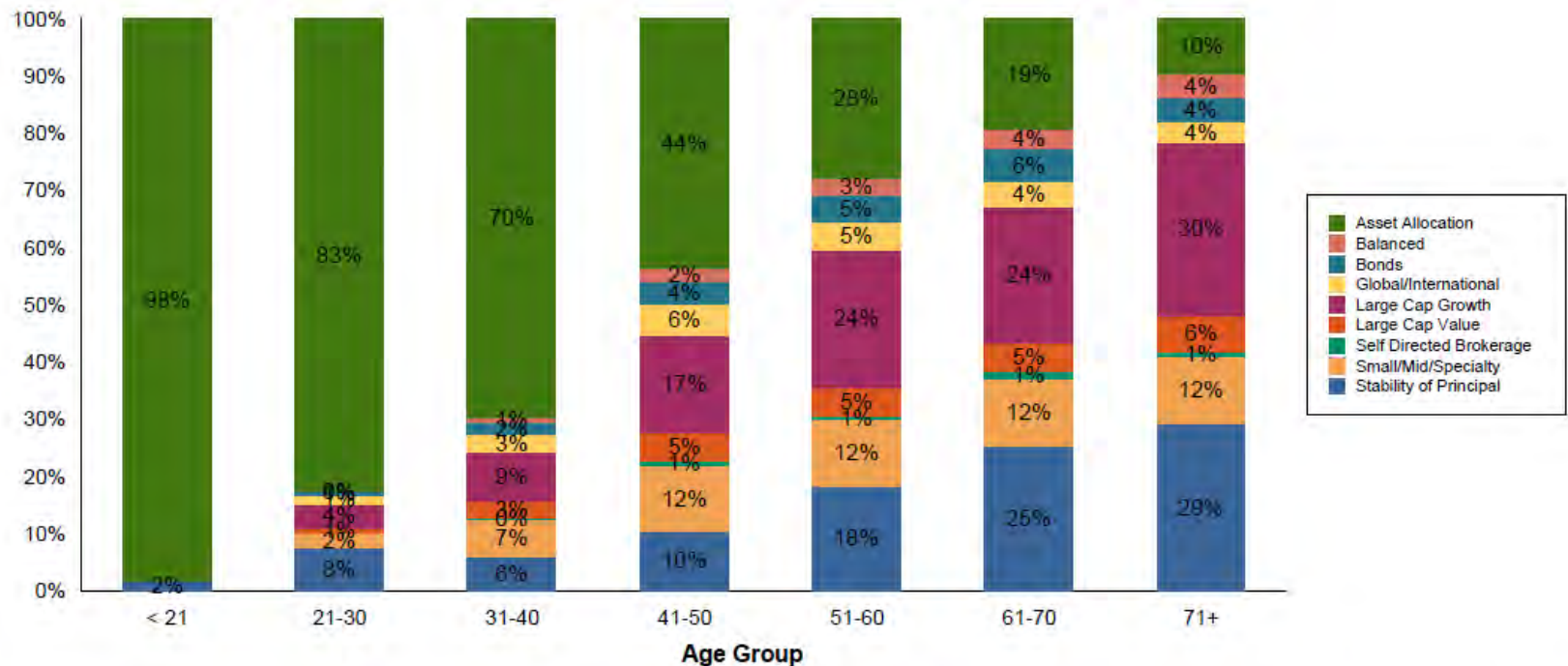
Asset Class Summary

As of December 31, 2019

Asset Class	Balance	Percentage of Total Assets
Asset Allocation	\$185,800,124.33	28.12%
Balanced	\$20,312,307.17	3.07%
Bonds	\$29,984,808.94	4.54%
Global/International	\$30,294,455.43	4.59%
Large Cap Growth	\$148,765,784.26	22.52%
Large Cap Value	\$32,967,870.54	4.99%
Self Directed Brokerage	\$5,937,069.22	0.90%
Small/Mid/Specialty	\$74,304,826.77	11.25%
Stability of Principal	\$132,291,686.70	20.02%

Asset Class Balances by Age Group

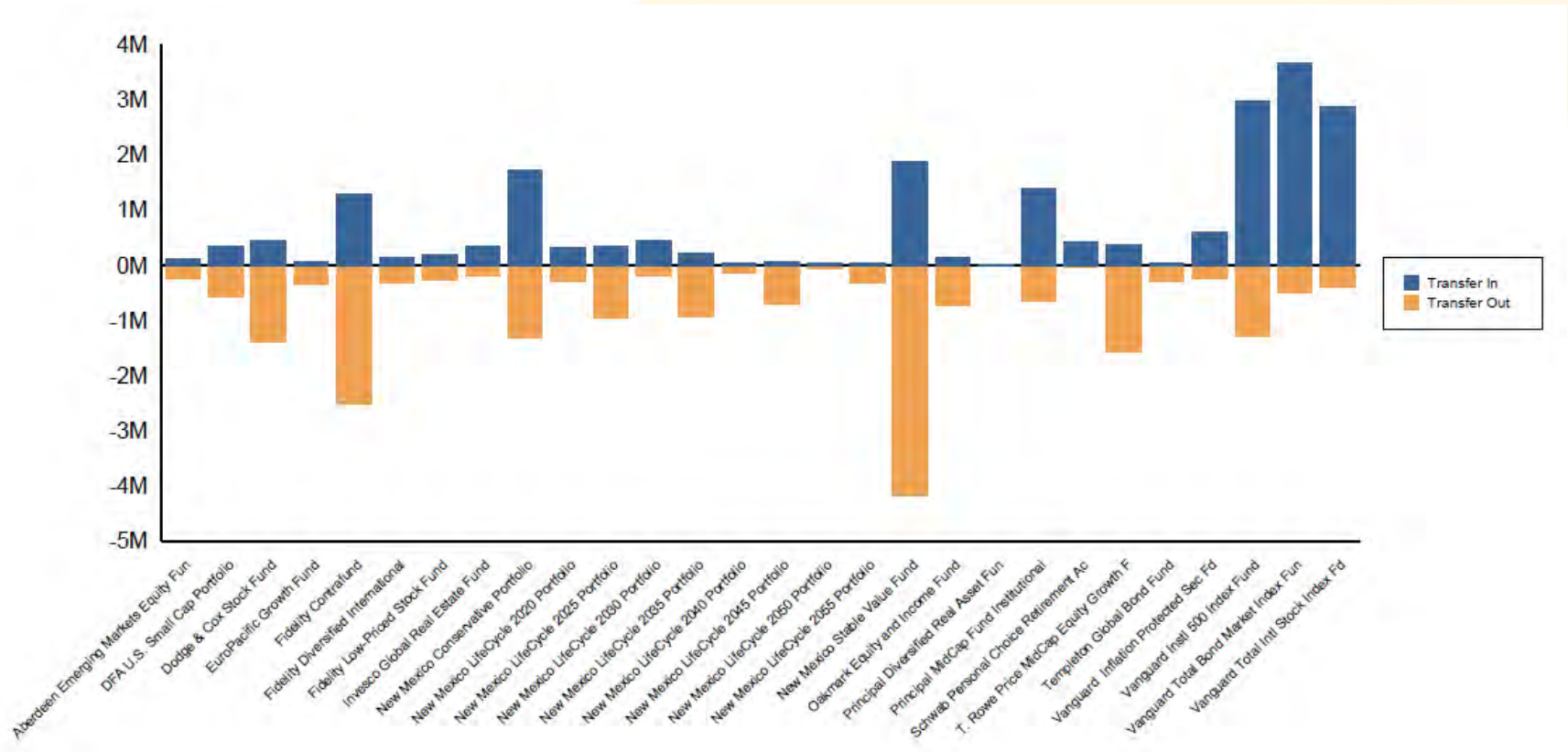
As of December 31, 2019



Age Range	< 21	21 - 30	31 - 40	41 - 50	51 - 60	61 - 70	71+
Total Balance	\$62,367.83	\$7,593,680.66	\$40,665,062.75	\$103,255,029.27	\$201,312,117.60	\$215,258,931.34	\$92,511,743.91

Transfer Activity by Investment

As of December 31, 2019



Transfer Activity by Investment

As of December 31, 2019

Investment Name	Transfers In	Transfers Out	Net
Aberdeen Emerging Markets Equity Fun	\$107,820.65	(\$245,715.05)	-\$137,894.40
DFA U.S. Small Cap Portfolio	\$340,744.35	(\$565,783.92)	-\$225,039.57
Dodge & Cox Stock Fund	\$454,723.57	(\$1,381,794.62)	-\$927,071.05
EuroPacific Growth Fund	\$71,610.55	(\$348,318.18)	-\$276,707.63
Fidelity Contrafund	\$1,293,950.74	(\$2,520,228.07)	-\$1,226,277.33
Fidelity Diversified International	\$141,311.86	(\$324,443.58)	-\$183,131.72
Fidelity Low-Priced Stock Fund	\$191,281.29	(\$254,388.24)	-\$63,106.95
Invesco Global Real Estate Fund	\$353,377.44	(\$180,154.59)	\$173,222.85
New Mexico Conservative Portfolio	\$1,718,924.54	(\$1,314,867.44)	\$404,057.10
New Mexico LifeCycle 2020 Portfolio	\$323,659.72	(\$291,092.64)	\$32,567.08
New Mexico LifeCycle 2025 Portfolio	\$341,514.47	(\$948,274.07)	-\$606,759.60
New Mexico LifeCycle 2030 Portfolio	\$460,985.68	(\$184,086.69)	\$276,898.99
New Mexico LifeCycle 2035 Portfolio	\$214,416.20	(\$940,411.17)	-\$725,994.97
New Mexico LifeCycle 2040 Portfolio	\$47,825.87	(\$137,691.37)	-\$89,865.50
New Mexico LifeCycle 2045 Portfolio	\$54,291.65	(\$693,098.42)	-\$638,806.77
New Mexico LifeCycle 2050 Portfolio	\$46,177.55	(\$48,872.37)	-\$2,694.82
New Mexico LifeCycle 2055 Portfolio	\$35,730.59	(\$310,469.61)	-\$274,739.02
New Mexico Stable Value Fund	\$1,881,451.07	(\$4,173,373.45)	-\$2,291,922.38
Oakmark Equity and Income Fund	\$148,447.35	(\$736,064.85)	-\$587,617.50
Principal Diversified Real Asset Fun	\$13,086.79	(\$10,462.53)	\$2,624.26
Principal MidCap Fund Institutional	\$1,397,988.12	(\$644,982.33)	\$753,005.79
Schwab Personal Choice Retirement Ac	\$430,484.02	(\$37,284.49)	\$393,199.53
T. Rowe Price MidCap Equity Growth F	\$371,494.96	(\$1,578,921.50)	-\$1,207,426.54
Templeton Global Bond Fund	\$34,538.10	(\$277,891.48)	-\$243,353.38
Vanguard Inflation Protected Sec Fd	\$606,592.54	(\$253,520.53)	\$353,072.01
Vanguard Instl 500 Index Fund	\$2,986,291.97	(\$1,300,843.02)	\$1,685,448.95
Vanguard Total Bond Market Index Fun	\$3,659,935.05	(\$504,067.81)	\$3,155,867.24
Vanguard Total Intl Stock Index Fd	\$2,880,219.14	(\$404,273.81)	\$2,475,945.33
	\$20,608,875.83	(\$20,611,375.83)	(\$2,500.00)

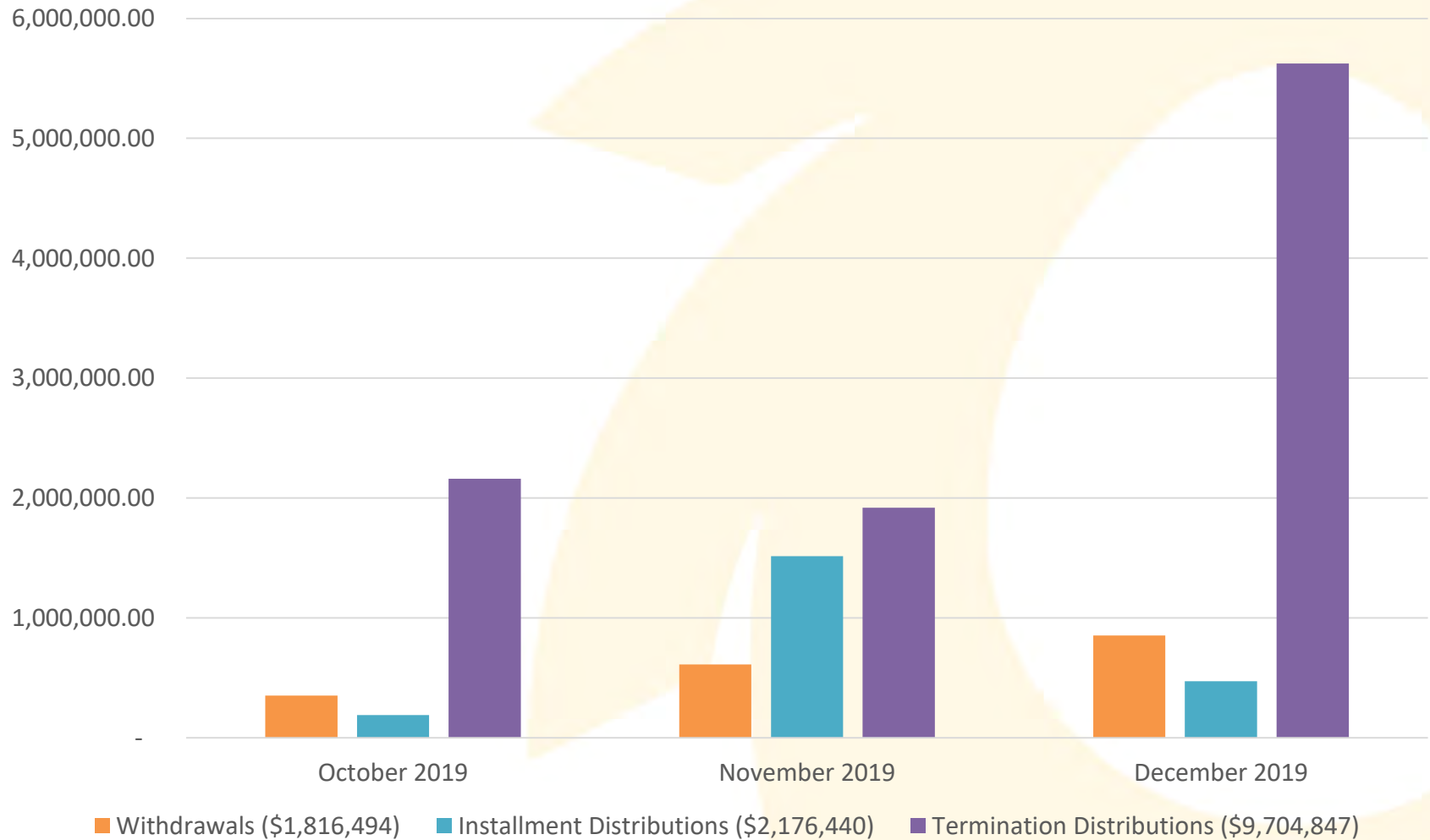
Withdrawals and Distributions by Investment

As of December 31, 2019

Investment Name	Withdrawals	Termination
Aberdeen Emerging Markets Equity Fun	\$8,326.60	\$56,961.64
DFA U.S. Small Cap Portfolio	\$35,723.42	\$181,674.85
Dodge & Cox Stock Fund	\$102,459.70	\$904,203.52
EuroPacific Growth Fund	\$36,062.35	\$332,329.58
Fidelity Contrafund	\$146,235.91	\$726,226.44
Fidelity Diversified International	\$34,340.72	\$97,468.38
Fidelity Low-Priced Stock Fund	\$7,672.42	\$99,056.69
Invesco Global Real Estate Fund	\$8,802.15	\$13,441.10
New Mexico Conservative Portfolio	\$109,907.70	\$698,715.75
New Mexico LifeCycle 2020 Portfolio	\$2.02	\$76,926.34
New Mexico LifeCycle 2025 Portfolio	\$86,753.06	\$291,633.34
New Mexico LifeCycle 2030 Portfolio	\$7,695.29	\$56,959.15
New Mexico LifeCycle 2035 Portfolio	\$210,313.51	\$223,286.65
New Mexico LifeCycle 2040 Portfolio	\$2,975.43	\$34,086.89
New Mexico LifeCycle 2045 Portfolio	\$87,269.72	\$178,768.57
New Mexico LifeCycle 2050 Portfolio	\$1,452.32	\$33,100.94
New Mexico LifeCycle 2055 Portfolio	\$122,925.47	\$49,167.72
New Mexico Stable Value Fund	\$342,678.93	\$1,737,307.36
Oakmark Equity and Income Fund	\$20,005.70	\$551,129.61
Principal Diversified Real Asset Fun	\$99.01	\$343.26
Principal MidCap Fund Institutional	\$24,381.08	\$450,185.04
Schwab Personal Choice Retirement Ac	\$0.00	\$0.00
T. Rowe Price MidCap Equity Growth F	\$78,557.64	\$736,601.35
Templeton Global Bond Fund	\$3,021.41	\$106,261.67
Transamerica Life	\$0.00	\$0.00
Vanguard Inflation Protected Sec Fd	\$27,663.54	\$41,471.13
Vanguard Instl 500 Index Fund	\$253,266.96	\$1,384,927.00
Vanguard Total Bond Market Index Fun	\$48,808.37	\$575,667.85
Vanguard Total Intl Stock Index Fd	\$9,093.59	\$66,945.43
	\$1,816,494.02	\$9,704,847.25

Withdrawal and Distribution Breakdown

As of December 31, 2019



Quarterly Fee Reconciliation

REVENUES	1Q2019	2Q2019	3Q2019	4Q2019
PARTICIPANT REVENUES				
Asset / Admin Fee Amount Collected*	\$308,398.78			
Asset / Admin Fee Amount Collected**		\$303,811.41	\$299,059.34	
Asset / Admin Fee Amount Collected***				\$337,585.20
PRODUCT PROVIDER REVENUES				
Total Product Provider Revenues	\$30,815.41	\$31,936.08	\$31,462.60	\$31,000.00
GRAND TOTAL REVENUES	\$30,815.41	\$335,747.49	\$330,521.94	\$368,585.20
PAYMENTS				
Voya Recordkeeping Fee				
Participants				
Per Participant Fee	\$13.00	\$13.00	\$13.00	\$12.701359
Number of Participants collected from	21946	22214	22403	22091
Total Recordkeeping Fee	\$285,298.00	\$288,782.00	\$291,239.00	\$280,585.71
MEKETA CONSULTING FEE	\$21,250.00	\$21,250.00	\$21,250.00	\$22,500.00
PERA PAYMENT FOR EXPENSES	\$20,500.00	\$26,600.00	\$22,035.83	\$30,000.00
GRAND TOTAL PAYMENT	\$327,048.00	\$336,632.00	\$334,524.83	\$333,085.71

* Nationwide Asset/Admin adjustment began 3rd qtr 2018. Admin fee of \$8.50 per quarter and a basis point fee of 13.5 (.135%) not to exceed \$17.50 per quarter per participant.

** Nationwide Asset/Admin adjustment began 1st qtr 2019. Admin fee of \$9.00 per quarter and a basis point fee of 13.5 (.135%) not to exceed \$17.00 per quarter per participant.

***Voya recordkeeping began 4th qtr 2019.

Important disclosure

Not FDIC/NCUA/NCUSIF Insured • Not a Deposit of a Bank/Credit Union • May Lose Value • Not Bank/Credit Union Guaranteed • Not Insured by Any Federal Government Agency

Any insurance products, annuities and funding agreements that you may have purchased are sold as securities and are issued by Voya Retirement Insurance and Annuity Company ("VRIAC"). Fixed annuities are issued by VRIAC. VRIAC is solely responsible for meeting its obligations. Plan administrative services provided by VRIAC or Voya Institutional Plan Services, LLC ("VIPS"). Neither VRIAC nor VIPS engage in the sale or solicitation of securities. If custodial or trust agreements are part of this arrangement, they may be provided by Voya Institutional Trust Company. All companies are members of the Voya family of companies. Securities distributed by Voya Financial Partners, LLC (member SIPC) or other broker-dealers with which it has a selling agreement. All products or services may not be available in all states.

