


**PERA** *SmartSave*

Deferred Compensation Plan 

# Public Employees Retirement Association of New Mexico

**CY 2Q 2022**

**Plan Service Review**



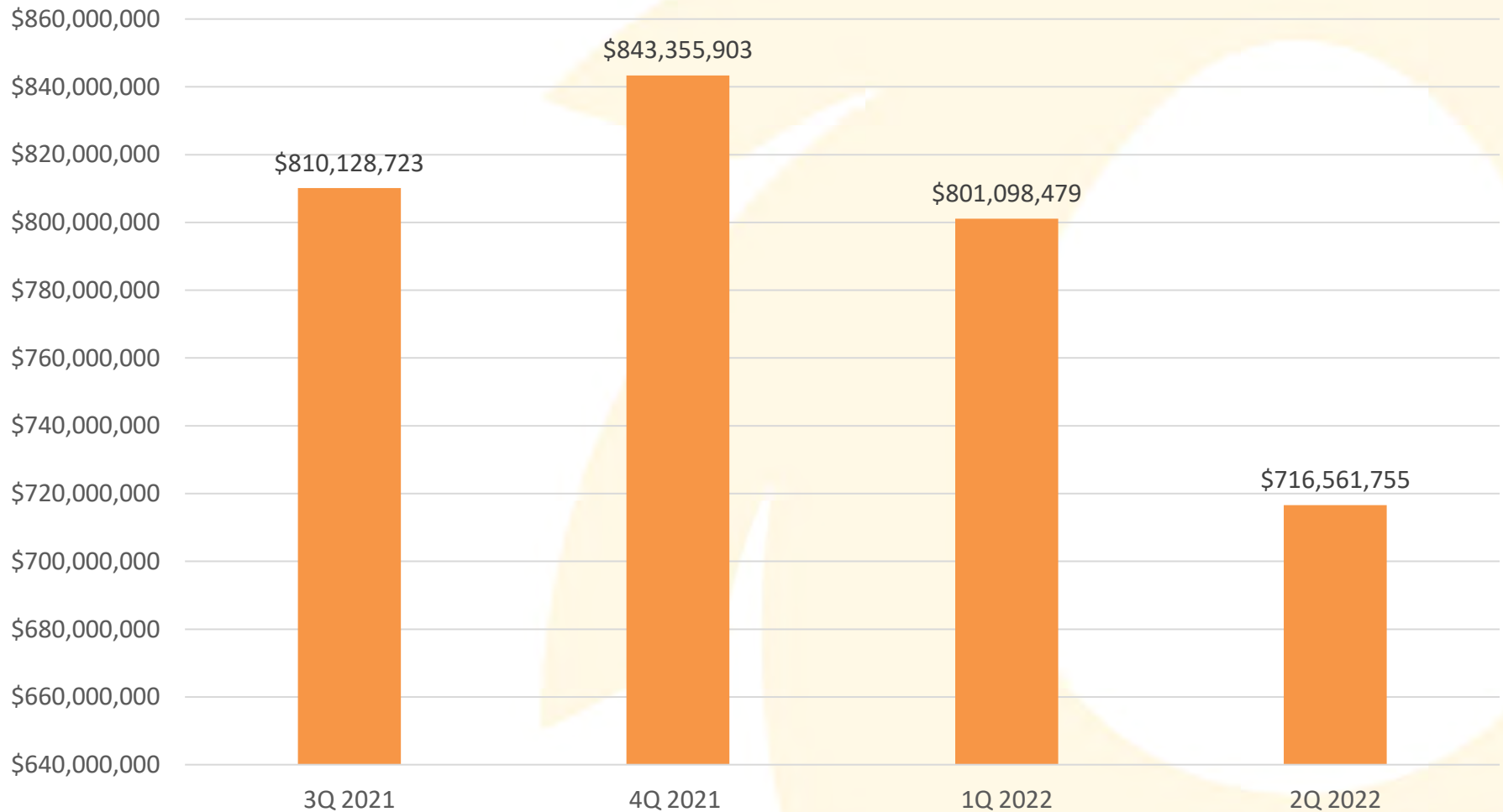
# Participant Analysis





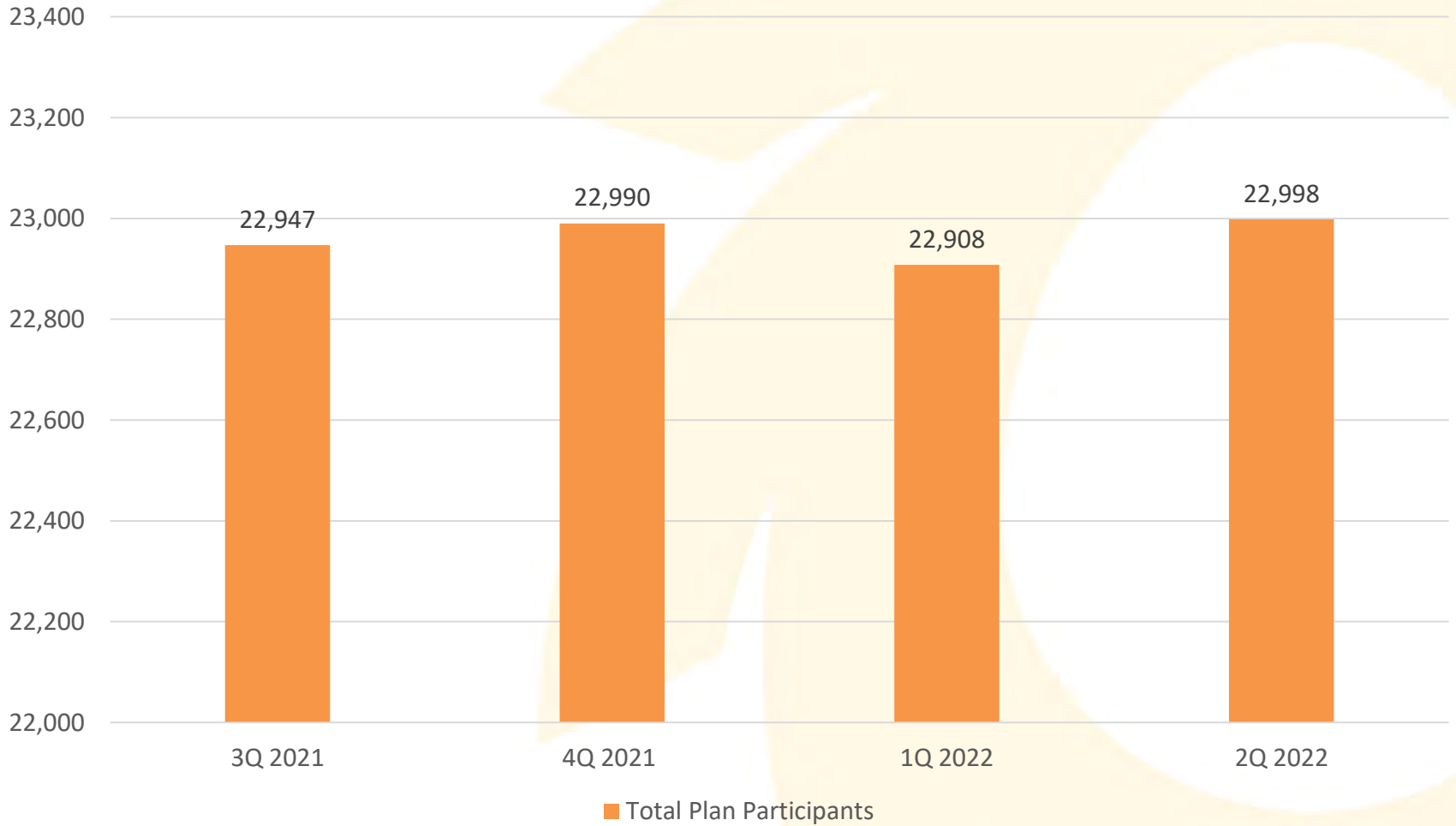
# Participation Balance Summary

July 1, 2021 – June 30, 2022 (excludes Deemed Loans)

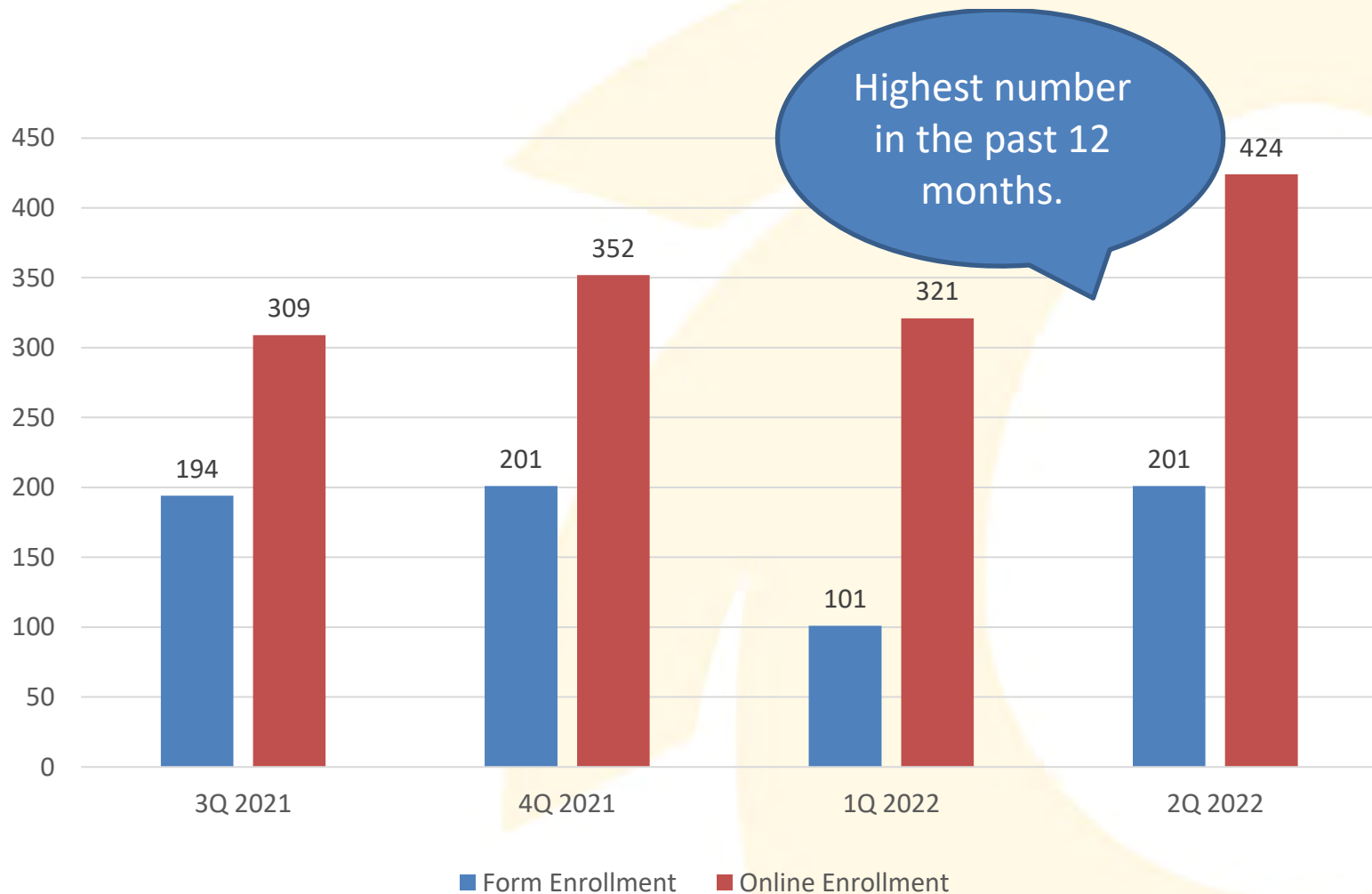


# Participation Rate Summary

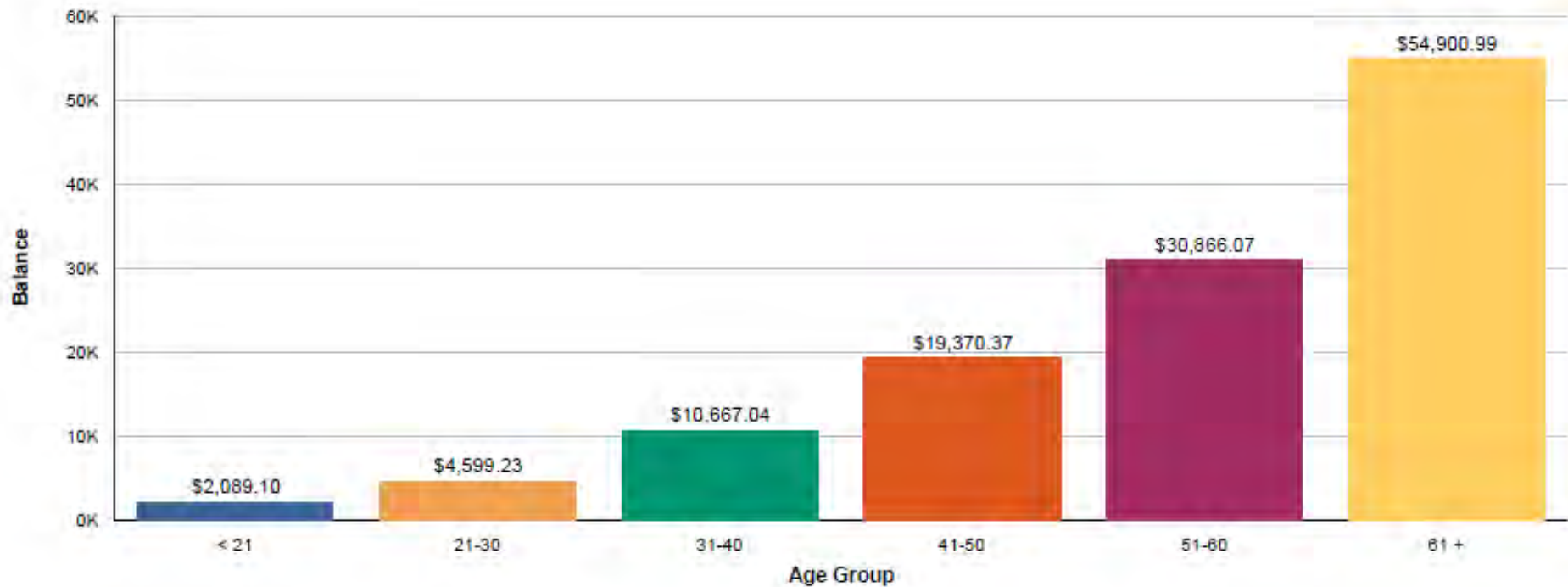
July 1, 2021 – June 30, 2022



# Enrollment Summary June 1, 2021 – July 30, 2022

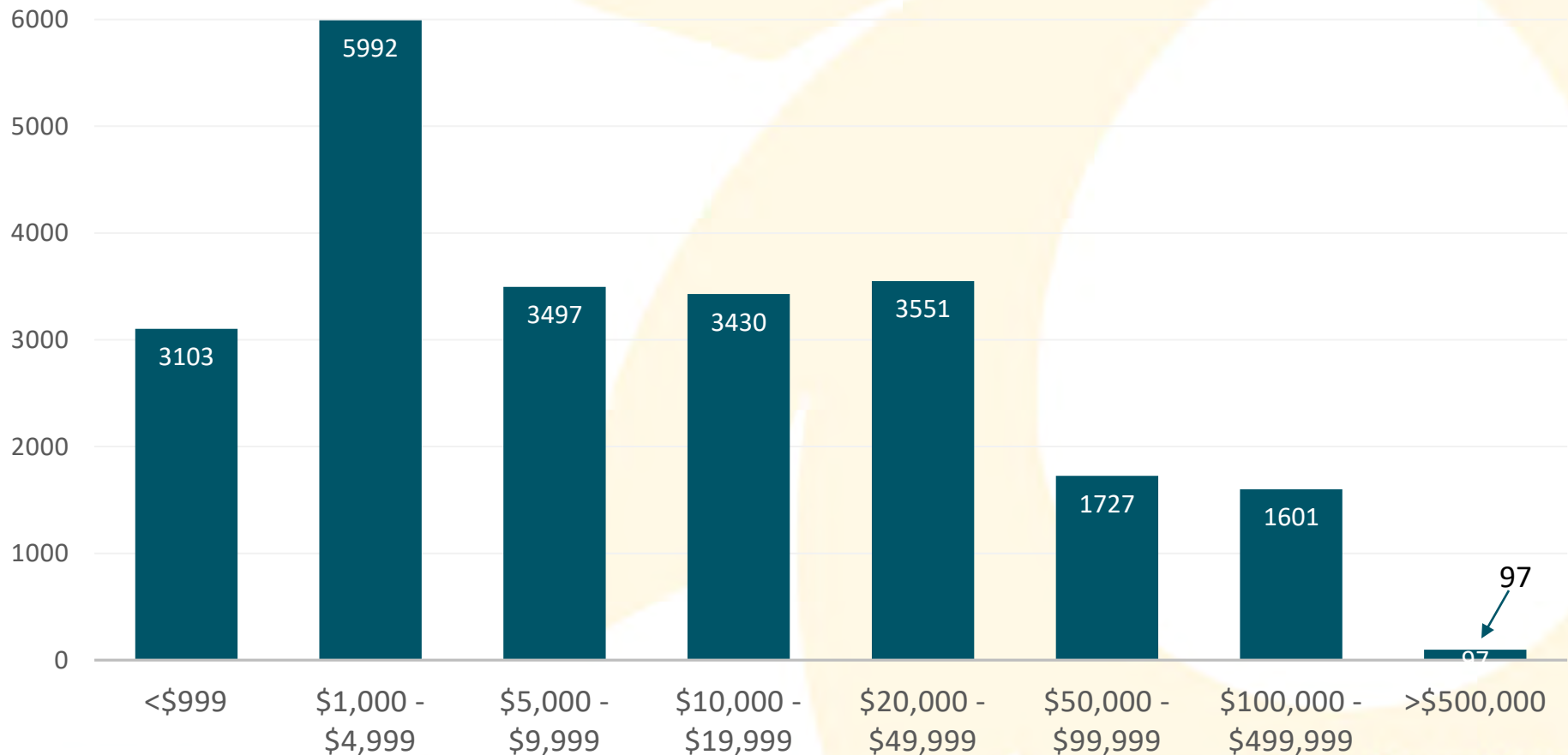


# Average Balances by Age As of June 30, 2022

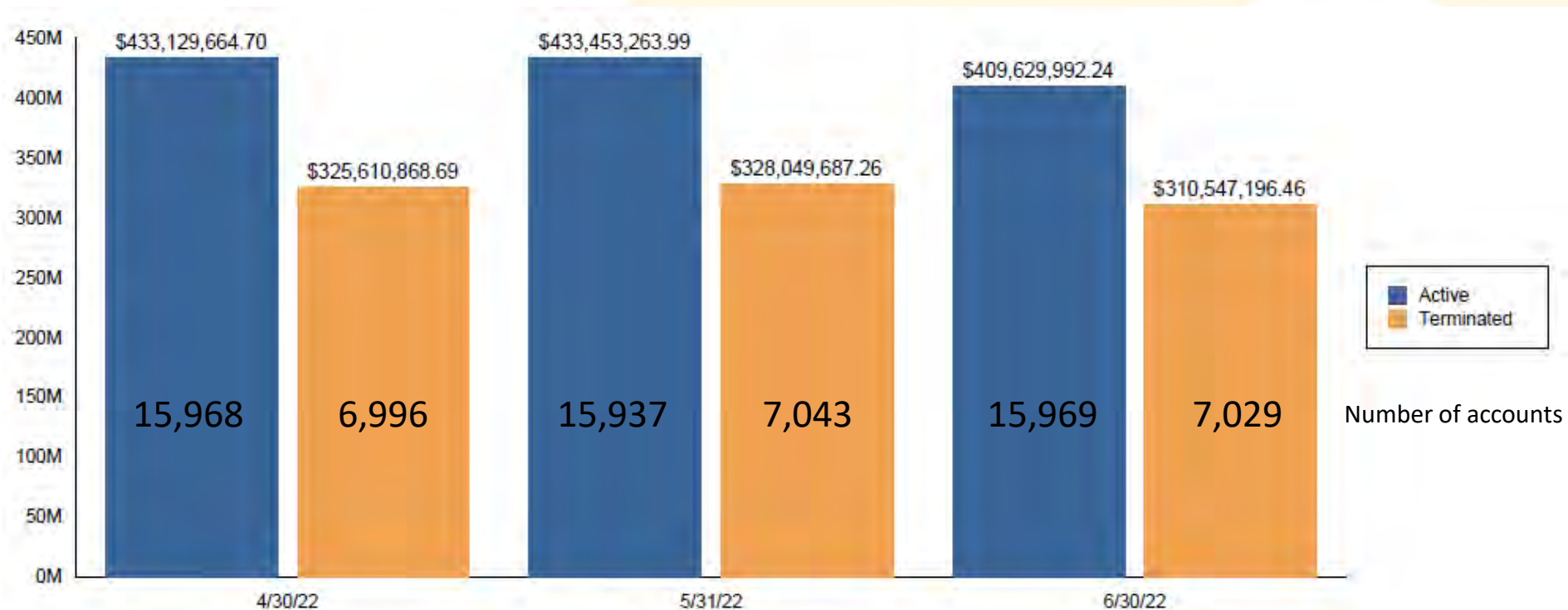


# Number of Participants by Balance

As of June 30, 2022



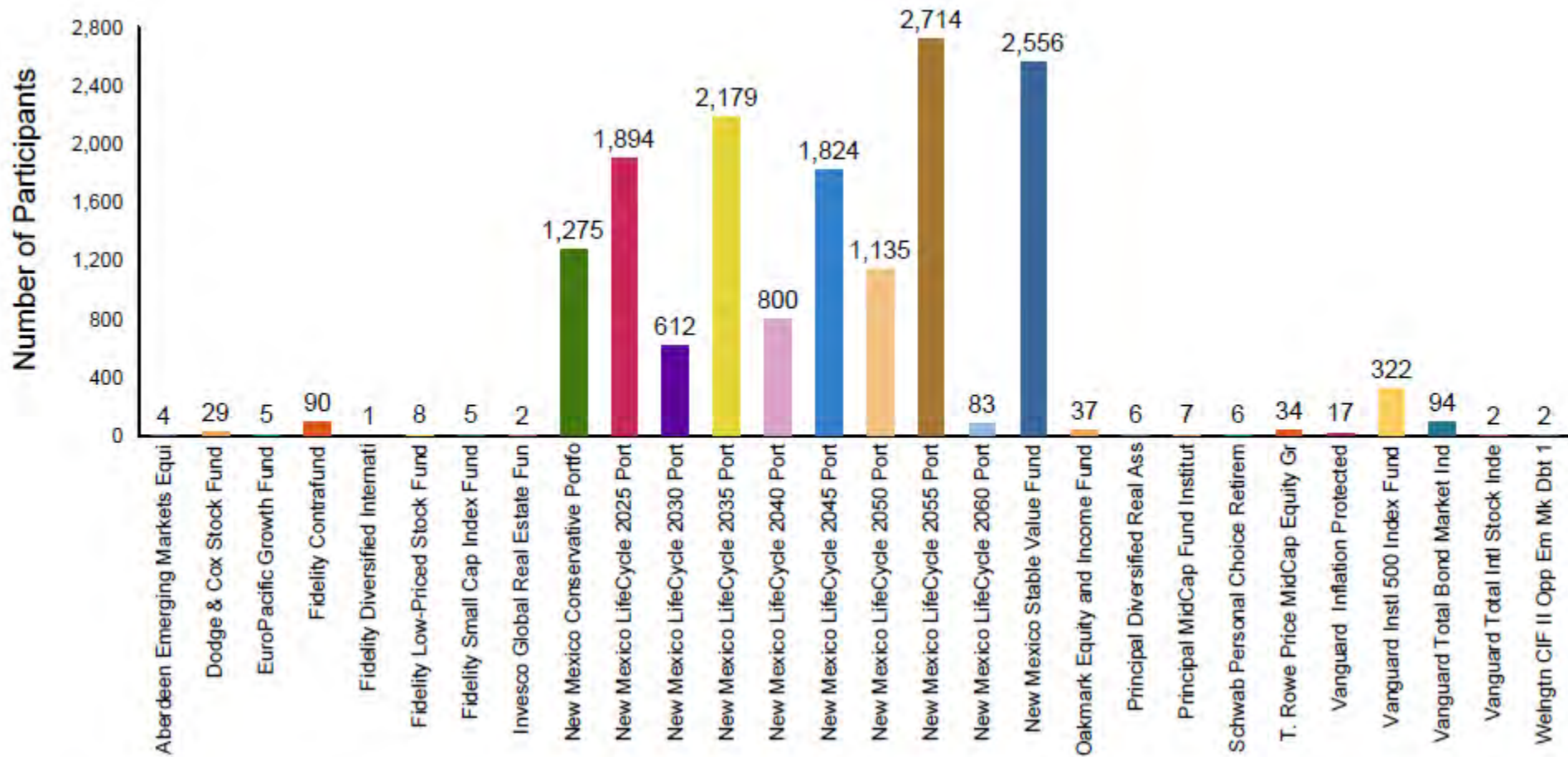
# Balances by Status As of June 30, 2022 (Deemed Loan Included)





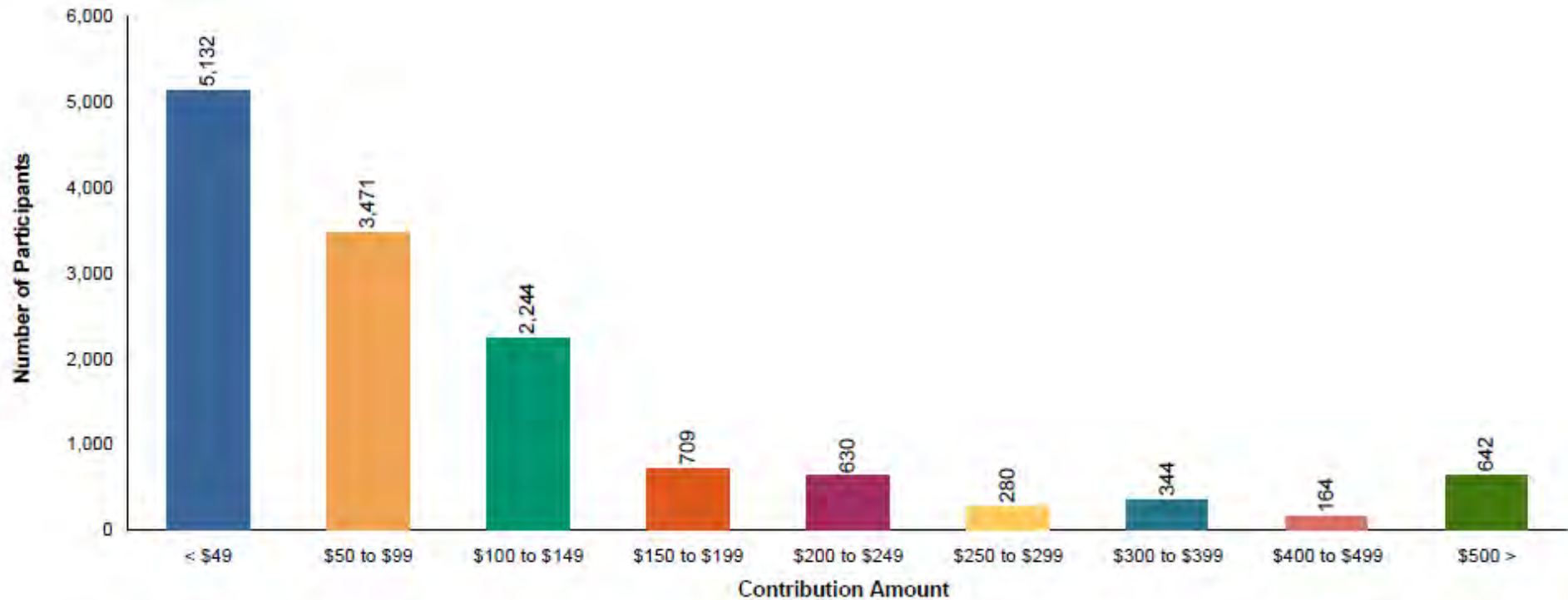
# Participants with a Balance in a Single Investment

As of June 30, 2022

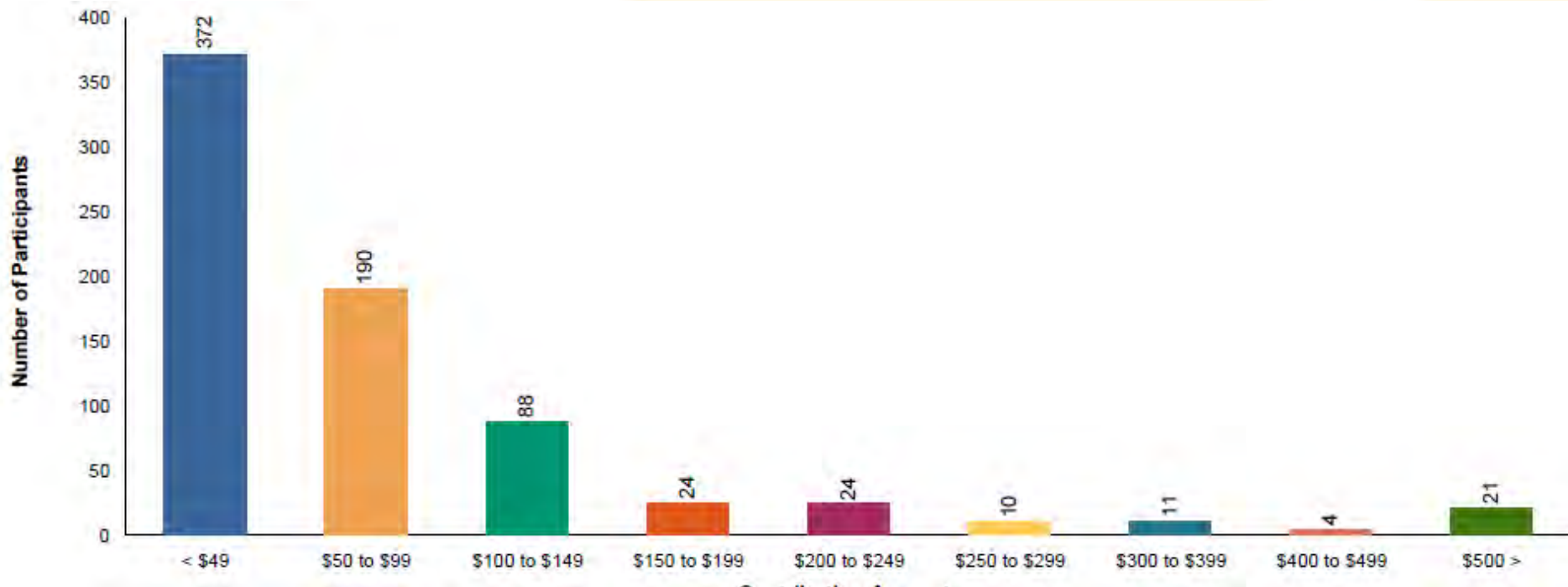


# Before Tax Contribution Summary

As of June 30, 2022

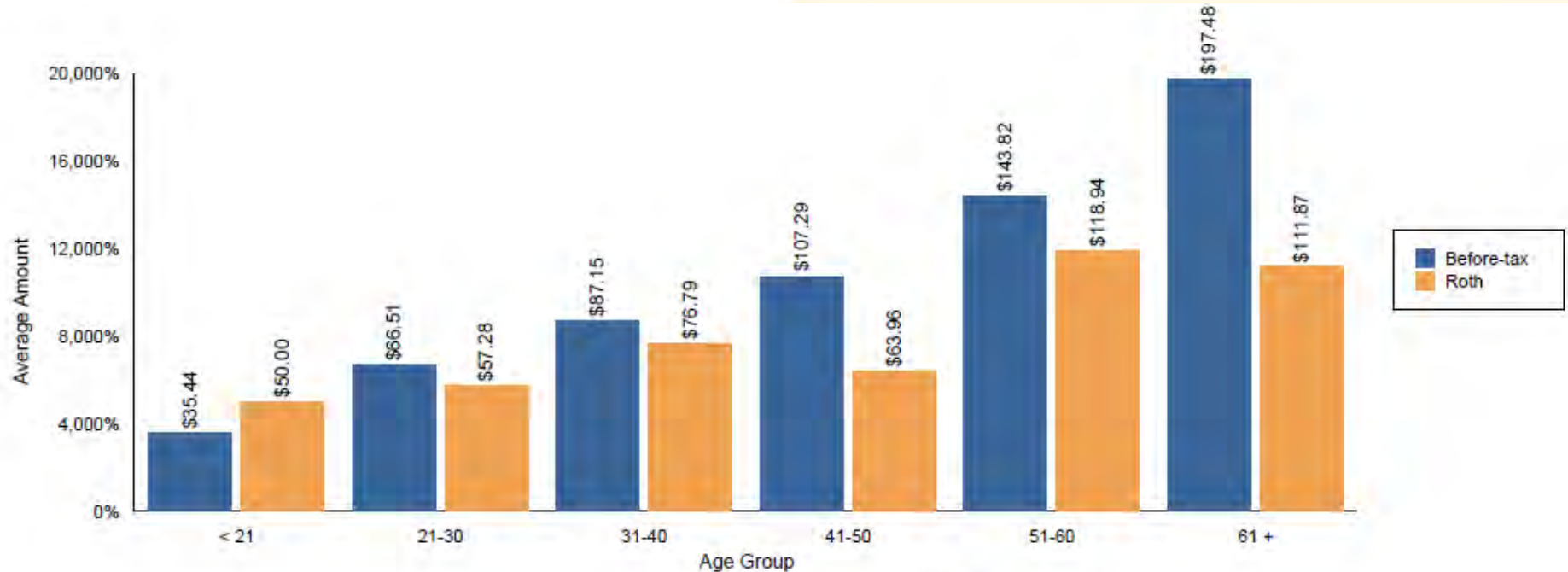


# Roth Contribution Summary As of June 30, 2022



# Average Contribution Amount

As of June 30, 2022



Age Group	Before-tax Average \$	Roth Average \$
< 21	\$35.44	\$50.00
21-30	\$66.51	\$57.28
31-40	\$87.15	\$76.79
41-50	\$107.29	\$63.96
51-60	\$143.82	\$118.94
61 +	\$197.48	\$111.87
Overall	\$115.60	\$82.04



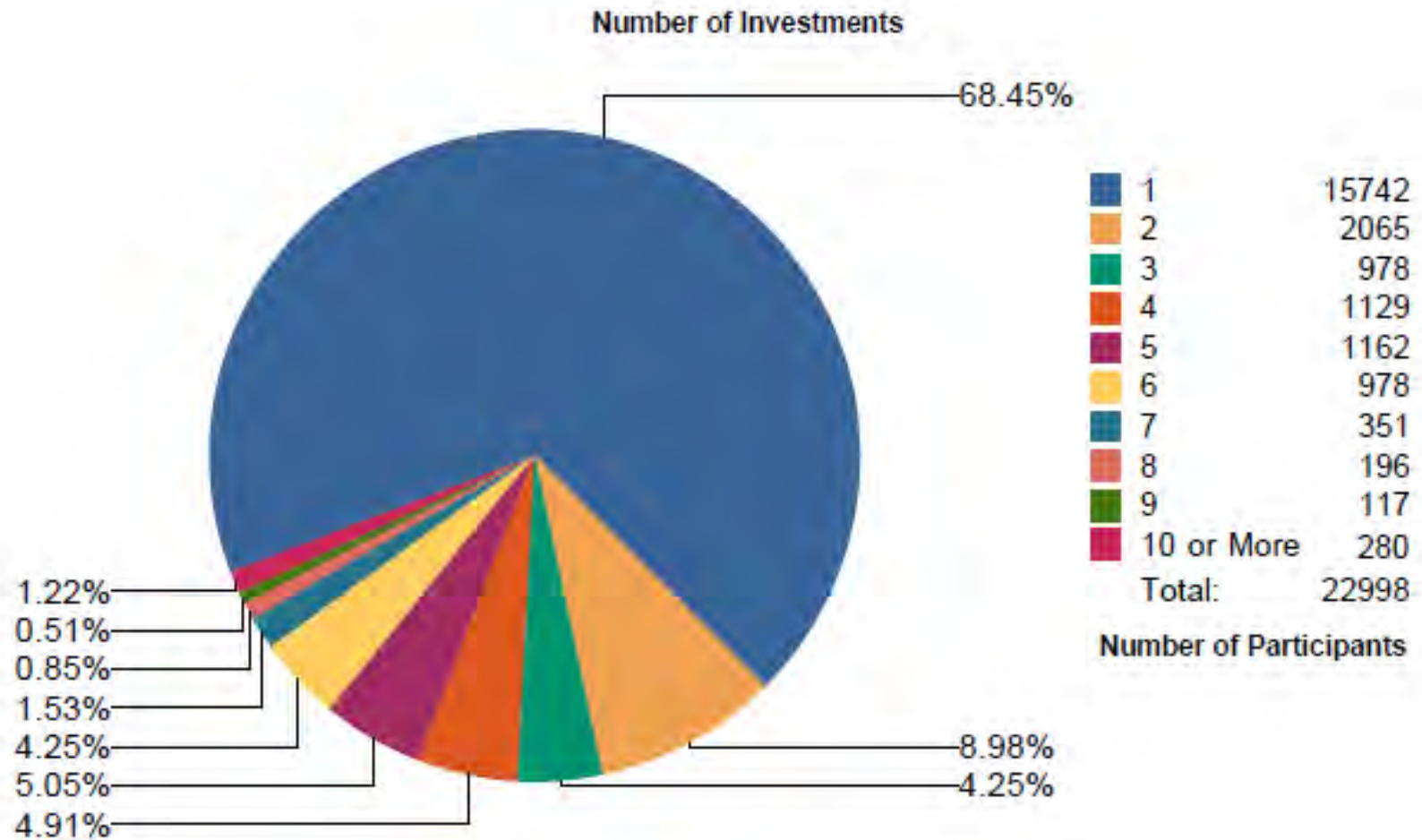
# Balance by Investment As of June 30, 2022

Investment	Investment Category	Number of Participants	Average Participant	Percentage of Plan Assets	Investment Balance
Vanguard Instl 500 Index Fund	Large Cap Growth	4,693	\$24,484.85	16.04%	\$114,907,395.62
Vanguard Inflation Protected	Bonds	1,137	\$9,623.30	1.53%	\$10,941,691.15
EuroPacific Growth Fund	Global/International	934	\$8,309.66	1.08%	\$7,761,225.86
Invesco Global Real Estate Fun	Small/Mid/Specialty	320	\$4,196.97	0.19%	\$1,343,031.08
Principal MidCap Fund Institut	Small/Mid/Specialty	1,127	\$11,217.37	1.76%	\$12,641,973.08
Dodge & Cox Stock Fund	Large Cap Value	2,072	\$16,124.12	4.66%	\$33,409,180.38
Principal Diversified Real Ass	Small/Mid/Specialty	171	\$6,746.88	0.16%	\$1,153,716.03
T. Rowe Price MidCap Equity Gr	Small/Mid/Specialty	2,205	\$12,030.82	3.70%	\$26,527,959.34
Oakmark Equity and Income Fund	Balanced	1,353	\$12,678.34	2.39%	\$17,153,793.40
Vanguard Total Bond Market Ind	Bonds	2,867	\$12,393.66	4.96%	\$35,532,629.19
Aberdeen Emerging Markets Equi	Global/International	375	\$4,989.89	0.26%	\$1,871,208.77
DFA U.S. Small Cap Portfolio	Small/Mid/Specialty	2		0.00%	\$1,106.12
Fidelity Small Cap Index Fund	Global/International	2,737	\$5,071.77	1.94%	\$13,881,437.63
Vanguard Total Intl Stock Inde	Global/International	2,100	\$9,093.28	2.66%	\$19,095,896.31
New Mexico Conservative Portfo	Asset Allocation	1,890	\$22,311.64	5.88%	\$42,169,004.49
New Mexico LifeCycle 2025 Port	Asset Allocation	2,526	\$20,125.04	7.09%	\$50,835,852.25
New Mexico LifeCycle 2030 Port	Asset Allocation	798	\$12,980.71	1.45%	\$10,358,609.92
New Mexico LifeCycle 2035 Port	Asset Allocation	2,707	\$14,541.37	5.49%	\$39,363,501.66
New Mexico LifeCycle 2040 Port	Asset Allocation	967	\$8,213.71	1.11%	\$7,942,655.68
New Mexico LifeCycle 2045 Port	Asset Allocation	2,215	\$10,294.09	3.18%	\$22,801,403.61
New Mexico LifeCycle 2050 Port	Asset Allocation	1,284	\$5,683.99	1.02%	\$7,298,243.77
New Mexico LifeCycle 2055 Port	Asset Allocation	3,041	\$4,882.43	2.07%	\$14,847,481.87
New Mexico LifeCycle 2060 Port	Asset Allocation	116	\$4,428.99	3.46%	\$513,762.47
New Mexico Stable Value Fund	Stability of Principal	5,400	\$24,901.05	18.77%	\$134,465,661.25
Fidelity Low-Priced Stock Fund	Small/Mid/Specialty	899	\$9,852.90	1.24%	\$8,857,757.10
Fidelity Contrafund	Lap Cap Growth	2,216	\$23,070.05	7.13%	\$51,123,223.36
Fidelity Diversified Internati	Global/International	1,171	\$8,109.09	1.33%	\$9,495,746.63
Schwab Personal Choice Retirem	Self Directed Brokerage	75	\$100,479.21	1.05%	\$7,535,941.10
LOAN FUND	Loan Fund	1,930	\$5,836.13	1.57%	\$11,263,723.86
Welgtn CIF II Opp Em Mk Dbt 1	Bonds	278	\$5,276.77	0.20%	\$1,466,942.17
Total Investment Balance:					\$716,561,755.15
Total Deemed Loan Fund:					\$3,552,161.67



# Participants with Balance by Number of Investments

As of June 30, 2022



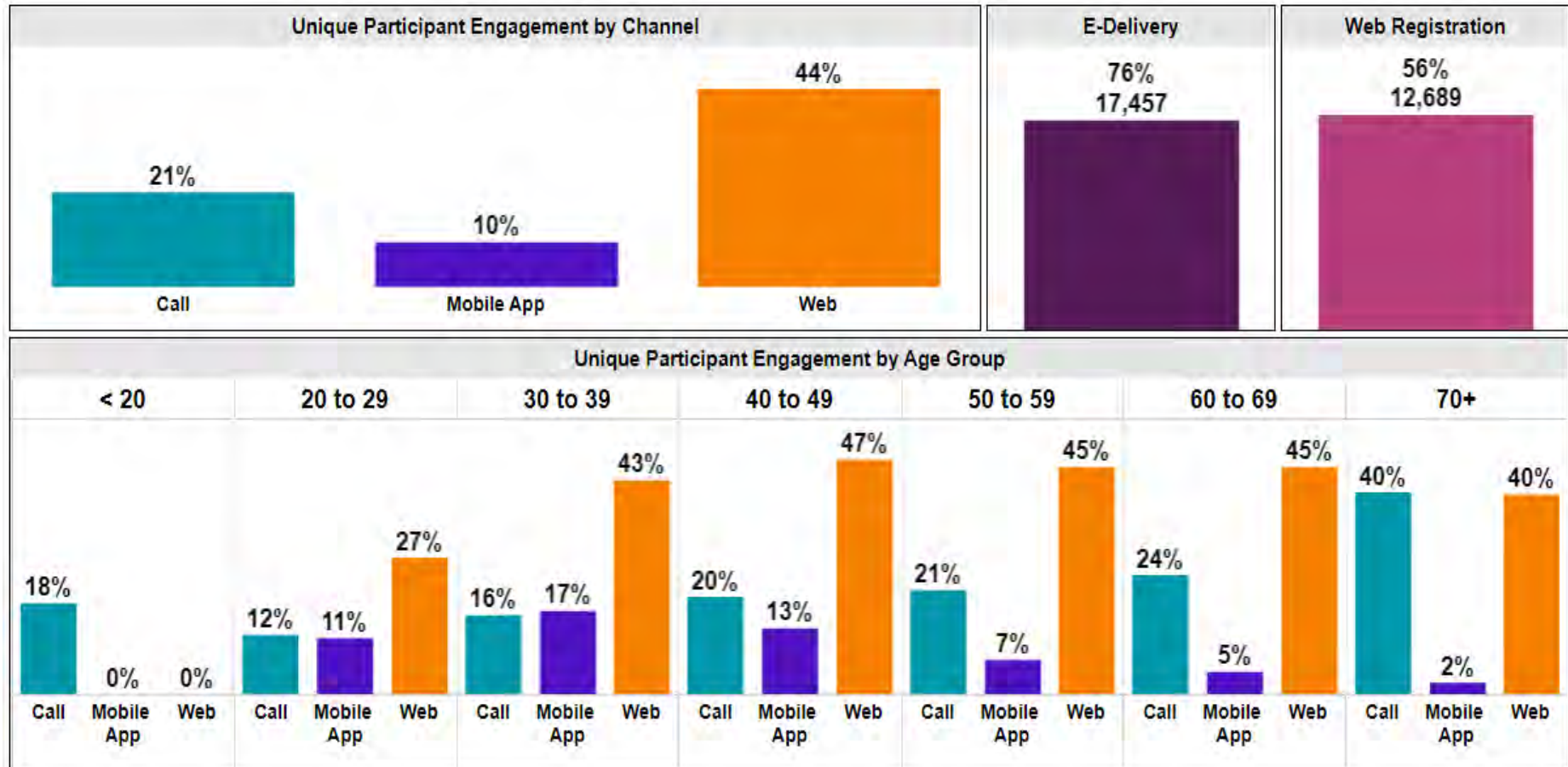
# Digital Engagement



# Participant Engagement

52% of Plan participants have engaged (calls, mobile, web)

44% of Plan participants have digitally engaged

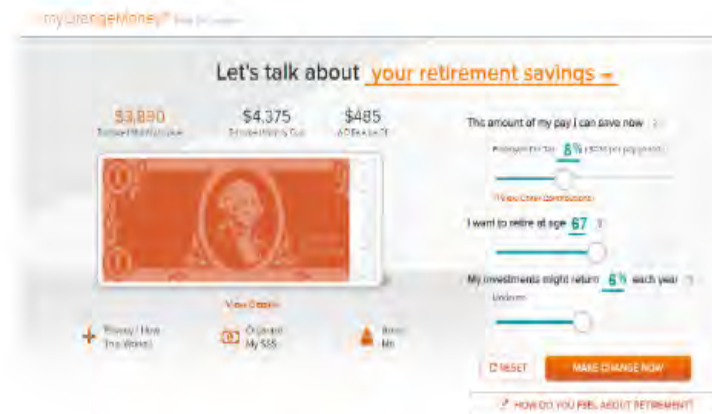


Data as of: 6/30/2022



# Digital Engagement myOrangeMoney

Unique Participant Activity	Participants	
Logged in with access to myOrangeMoney	11,562	
Viewed myOrangeMoney	11,169	97%
Engaged and interacted with myOrangeMoney	3,965	36%
Took action after using myOrangeMoney	301	8%



8% of participants took action after using myOrangeMoney

249 participants are saving an average of \$71 more per pay period (from \$96 to \$167)

62 participants changed a fund allocation

37 participants enrolled in a managed account

17 participants rolled money into a plan

Data as of: 7/1/2021 to 6/30/2022

# Digital Engagement

## Personalized Video Engagement

Unique Participant Activity	Participants	
Viewed Personalized Video	280	
Clicked on the call to action	92	33%
Took action after viewing Personalized Video	18	6%

6% of participants took action after viewing a personalized video

7 participants are saving an average of \$10 more per pay period (from \$49 to \$59)

1 participants changed a fund allocation

7 participants enrolled in a managed account

4 participants rolled money into a plan

### Your Retirement Journey



YES I'D LIKE TO BOOST MY SAVINGS

Data as of: 7/1/2021 to 6/30/2022



# Digital Engagement myOrangeMoney Loans

**827 participants used loan guidance**

**215 (26%)** participants used loan guidance and did not take a loan


**612 (74%)** participants used loan guidance and went on to take a loan



Data as of: 7/1/2021 to 6/30/2022

# Digital Engagement

Financial Wellness

	Engagement		
	# of participants	% of participants	Voya Book of Business
Started Financial Wellness assessment	1,019	--	--
Completed assessment and viewed results	921	90%	89%
Viewed dashboard after completing assessment	742	81%	82%

Data as of: 6/30/2022

# Digital Engagement Financial Wellness



How do your employees feel about their current financial situation?

Your employees



Voya book of business



1  
not confident

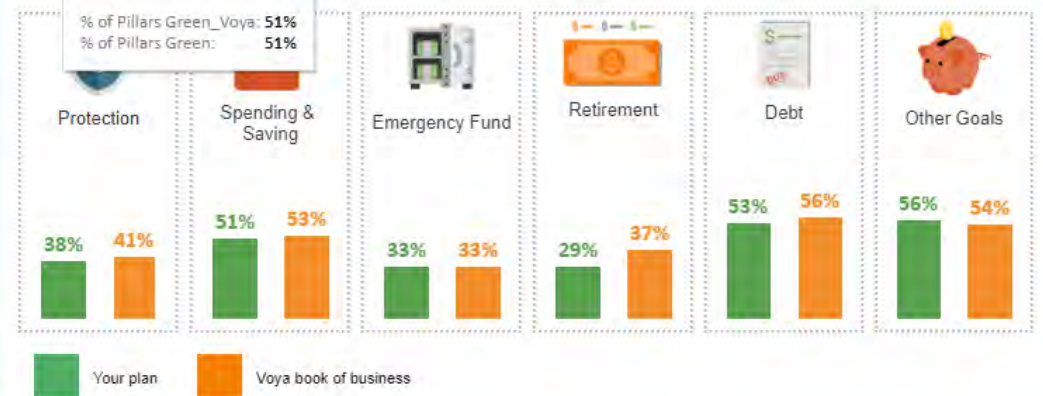
10  
very confident

60% have a financial confidence of 7 or more  
(Voya book of business: 54%)



Percent of employees on track by pillar

51% of your employees' pillar scores are green  
(Voya book of business: 51%)



Data as of: 6/30/2022

# Personalized Messaging





# Personalized Messaging Save More Results

**426 (10%)** participants targeted took action after opening a Save More email

7 participants are saving an average of 1.0% more per pay period (from 0.0% to 1.0%)

426 participants are saving an average of \$31 more per pay period (from \$124 to \$155)

## Unique participant activity

## Participants

Unique participants delivered



6,810

Unique participants opened



4,184

61%

Unique participants clicked



839

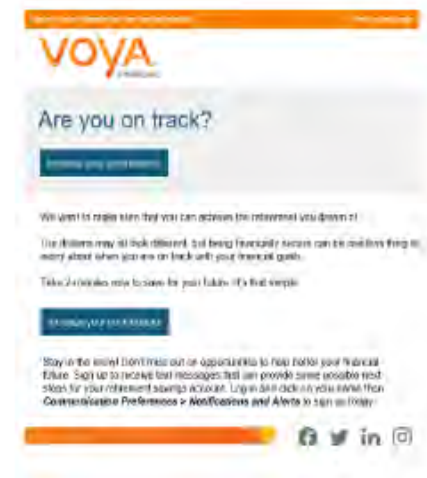
20%

Participants took action after opening



426

10%





# Personalized Messaging

## Beneficiary Results

121 (18%) participants named a beneficiary after opening a Beneficiary email

Unique participant activity		Participants	
Unique participants delivered		1,159	
Unique participants opened		658	57%
Unique participants clicked		248	38%
Participants took action after opening		121	18%



# Personalized Messaging

## Diversification Results

**15 (1%)** participants targeted diversified their account after opening a Diversification email

Unique participant activity		Participants	
Unique participants delivered		2,186	
Unique participants opened		1,363	62%
Unique participants clicked		259	19%
Participants took action after opening		15	1%



# Personalized Messaging Restart Savings Results

**38 (9%)** participants targeted resumed contributions after opening a Restart Savings email

38 participants are saving an average of \$65 more per pay period (from \$0 to \$65)

## Unique participant activity

## Participants

Unique participants delivered



941

Unique participants opened



414

44%

Unique participants clicked



48

12%

Participants took action after opening



38




9%



# Personalized Messaging

## Financial Wellness Results

**146 (2%)** participants targeted completed the Financial Wellness Assessment after opening a Quarterly Education email

Unique participant activity		Participants	
Unique participants delivered		10,901	
Unique participants opened		6,424	59%
Unique participants clicked		1,171	18%
Participants took action after opening		146	2%



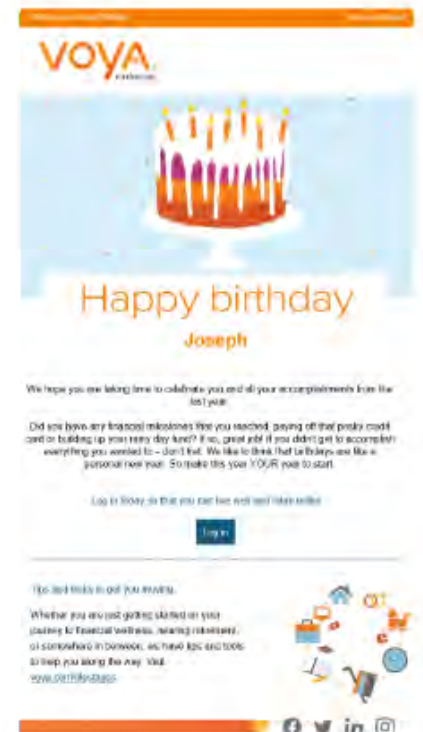


# Personalized Messaging

## Birthday Results

**304 (14%)** participants logged into their account after opening the email

Unique participant activity		Participants	
Unique participants delivered		4,833	
Unique participants opened		2,209	46%
Unique participants clicked		177	8%
Participants took action after opening		304	14%



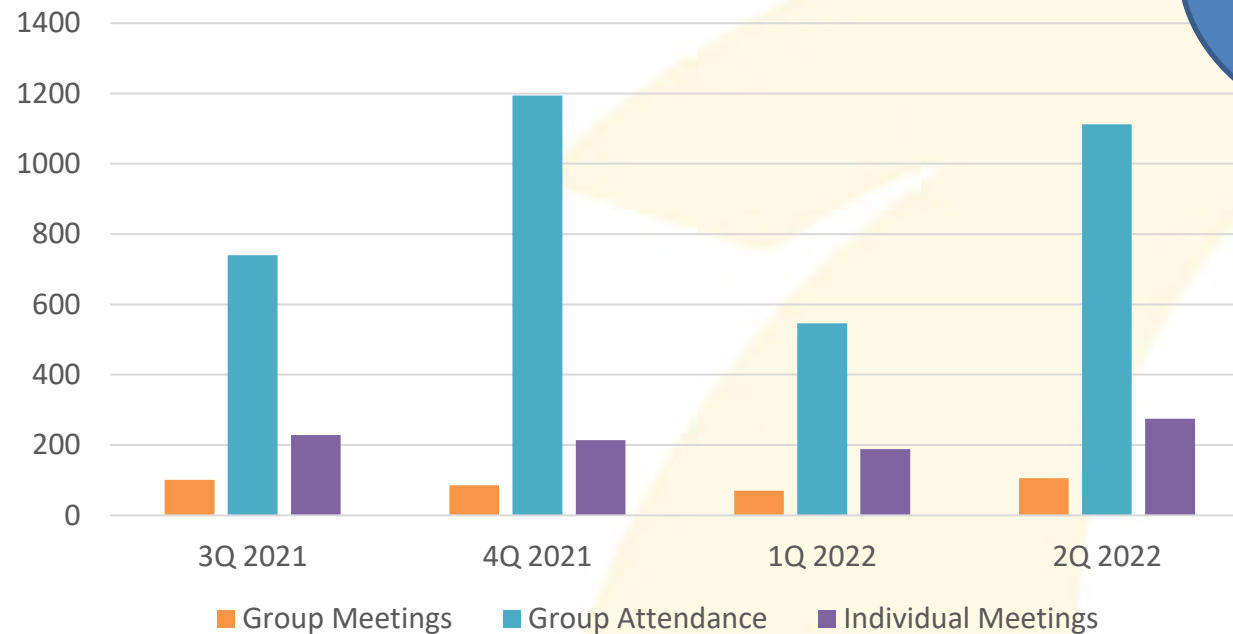


# Outreach Update



# Outreach Meeting Activity

Meeting attendance doubled from Q1 to Q2. Welcome Peter!



	3Q 2021	4Q 2021	1Q 2022	2Q 2022
Group Meetings	101	85	70	105
Group Attendees	740	1,194	546	1,112
Individual Meetings	228	214	188	275

# Outreach Meeting Activity

Week Ending	Entity/Agency	Department	Location	Rep	Group Attendees	One/One
04/01/2022	State of NM PERA	PERA	Albuquerque	Miller		1
04/01/2022	Socorro County	HR	Socorro	Miller		1
04/01/2022	City of Las Cruces	Payroll	Las Cruces	Miller		1
04/08/2022	Santa Fe County	New Employee Orientation	Santa Fe	Lium	6	
04/08/2022	City of Santa Fe	New Employee Orientation	Santa Fe	Lium	3	
04/08/2022	Department of Health		Santa Fe	Lium	2	
04/08/2022	Department of Public Safety		Cuba	Lium	2	
04/08/2022	City of Bloomfield		Bloomfield	Lium	6	3
04/08/2022	City of Bloomfield		Bloomfield	Lium	4	3
04/08/2022	San Juan County	Administration	Aztec	Lium	7	6
04/08/2022	San Juan County	Adult Detention	Farmington	Lium	6	6
04/08/2022	City of Farmington	Parks and Recreation	Farmington	Lium	13	4
04/08/2022	City of Farmington	Municipal Operatiuons Center	Farmington	Lium	8	3
04/08/2022	City of Farmington	West Annex	Farmington	Lium	5	1
04/08/2022	City of Farmington	City Hall	Farmington	Lium	4	1
04/08/2022	State of NM	Tax & Rev	Statewide	Miller	14	2
04/08/2022	City of Las Cruces	Admin	Las Cruces	Miller		1
04/08/2022	NM Courts	3rd District Court	Las Cruces	Miller		1
04/08/2022	Dept of Heath	Statewide	Statewide	Miller	10	1
04/15/2022	City of Albuquerque		Albuquerque	Lium	3	2
04/15/2022	City of Albuquerque	Retirement Seminar	Albuquerque	Lium	62	
04/15/2022	Department of Health	New Employee Orientation	Santa Fe	Lium	13	
04/15/2022	PERA	Mid Career Seminar	Albuquerque	Lium	7	
04/15/2022	Bernalillo County	Fleet Management	Albuquerque	Lium	2	1
04/15/2022	Bernalillo County	New Employee Orientation	Albuquerque	Lium	7	
04/15/2022	Administrative Office of the District Attorney	8th Judicial District Attorney	Taos	Lium	7	6
04/15/2022	City of Las Cruces	Admin	Las Cruces	Miller		1
04/15/2022	NM Dept of Transportation	Patrol	Hobbs	Miller		1
04/15/2022	City of Las Cruces	Admin	Las Cruces	Miller		1
04/15/2022	City of Sunland Park	Admin	Sunland Park	Miller		1
04/15/2022	NM Mining & Tech	Admin	Socorro	Miller		1

# Outreach Meeting Activity cont.

Week Ending	Entity/Agency	Department	Location	Rep	Group Attendees	One/One
04/22/2022	Santa Fe County	New Employee Orientation	Santa Fe	Lium	6	
04/22/2022	City of Santa Fe	New Employee Orientation	Santa Fe	Lium	16	
04/22/2022	Department of Transportation	Patrol Yard	Cerrillos	Lium	2	
04/22/2022	Bernalillo County			Lium	2	3
04/22/2022	City of Santa Fe			Lium	11	
04/22/2022	City of Albuquerque			Lium		2
04/22/2022	Department of Transportation			Lium		1
04/22/2022	City of Las Cruces	HR	Las Cruces	Miller		1
04/22/2022	NM Dept of Transportation	Patrol	Las Cruces	Miller		1
04/22/2022	City of Las Cruces	Admin	Las Cruces	Miller		1
04/22/2022	South Central Solid Waste	Admin	Las Cruces	Miller		1
04/22/2022	City of Las Cruces	Admin	Las Cruces	Miller		1
04/22/2022	City of Artesia	HR	Las Cruces	Miller		1
04/22/2022	Mesilla Valley Housing Autho	HR	Las Cruces	Miller		1
04/22/2022	City of Las Cruces	HR	Las Cruces	Miller		1
04/22/2022	Eddy County	HR	Carlsbad	Miller		1
04/22/2022	NM Courts	6th District Court	Socorro	Miller		1
04/29/2022	City of Gallup	Electric Department	Gallup	Lium	8	4
04/29/2022	City of Gallup	Human Resources Department	Gallup	Lium	5	4
04/29/2022	City of Gallup	Fire Station 1	Gallup	Lium	8	7
04/29/2022	City of Gallup	Police	Gallup	Lium	7	6
04/29/2022	Village of Milan		Milan	Lium	2	
04/29/2022	Dept of Public Safety	State Police	Santa Fe	Miller		1
04/29/2022	Dept of Public Safety	State Police	Santa Fe	Miller		1
04/29/2022	NM Dept of Transportation	Patrol	Carrizozo	Miller		1
04/29/2022	Town of Silver City	Admin	Silver City	Miller		1
04/29/2022	NM Dept of Transportation	Patrol	Carlsbad	Miller		1
04/29/2022	NM Dept of Transportation	Patrol	Hobbs	Miller		1
05/06/2022	Santa Fe County	New Employee Orientation	Santa Fe	Lium	7	
05/06/2022	City of Santa Fe	New Employee Orientation	Santa Fe	Lium	16	
05/06/2022	Albuquerque Bernalillo County Water Utility Authority		Albuquerque	Lium	20	



# Outreach Meeting Activity cont.

Week Ending	Entity/Agency	Department	Location	Rep	Group Attendees	One/One
05/06/2022	PERA		Albuquerque	Lium		2
05/06/2022	City of Albuquerque	Open Enrollment - Convention Center	Albuquerque	Lium	35	
05/06/2022	City of Albuquerque	Open Enrollment - Solid Waste	Albuquerque	Lium	12	
05/06/2022	Sandoval County	Open Enrollment	Bernalillo	Lium	28	
05/06/2022	City of Albuquerque	Open Enrollment - Aviation	Albuquerque	Lium	16	
05/06/2022	Dept of Health	Admin	Las Cruces	Miller		1
05/06/2022	State of NM	Tax & Rev	Statewide	Miller	11	
05/06/2022	Socorro County	HR	Socorro	Miller		1
05/06/2022	Town of Silver City	HR	Silver City	Miller		1
05/06/2022	Dona Ana County	Detention	Las Cruces	Miller		1
05/06/2022	NM Courts	12th District Court	Silver City	Miller		1
05/06/2022	Dept of Health	HR	Statewide	Miller	8	
05/06/2022	Elephant Butte Irrigation Dis	HR	Las Cruces	Miller		1
05/06/2022	State of NM	TRD	Statewide	Miller/Rappmund	11	
05/06/2022	City of Santa Fe	HR/Admin	Santa Fe	Lium/Rappmund	16	
05/06/2022	State of NM	DOH	Statewide	Miller/Rappmund	8	
05/13/2022	Bernalillo County	New Employee Orientation	Albuquerque	Lium	16	1
05/13/2022	City of Albuquerque	Open Enrollment - Belen	Belen	Lium	6	
05/13/2022	City of Albuquerque	Open Enrollment - Solid Waste	Albuquerque	Lium	8	
05/13/2022	City of Albuquerque	Open Enrollment - Transit	Albuquerque	Lium	13	
05/13/2022	Albuquerque Bernalillo County Water Utility Authority	Open Enrollment	Albuquerque	Lium	16	
05/13/2022	City of Albuquerque	Open Enrollment - Pino Yards	Albuquerque	Lium	25	
05/13/2022	Albuquerque Bernalillo County Water Utility Authority	Open Enrollment	Albuquerque	Lium	32	
05/13/2022	Village of Los Lunas	Open Enrollment	Los Lunas	Lium	24	
05/13/2022	City of Albuquerque	Albuquerque Fire Rescue	Albuquerque	Lium		1
05/13/2022	Luna County	Admin	Deming	Miller		1
05/13/2022	Dept of Public Safety	Admin	Statewide	Miller		1
05/13/2022	State of NM	PERA	Statewide	Miller	15	3
05/13/2022	NM Retiree Healthcare	Admin	Santa Fe	Miller		1
05/13/2022	Dept of Public Safety	Admin	Santa Fe	Miller		1
05/13/2022	NM Dept of Transportation	Admin	Las Cruces	Miller		1

# Outreach Meeting Activity cont.

Week Ending	Entity/Agency	Department	Location	Rep	Group Attendees	One/One
05/13/2022	City of Alamogordo	Admin	Alamogordo	Miller		1
05/13/2022	State of NM	PERA	Statewide	Miller/Rappmund	15	
05/20/2022	Santa Fe County	New Employee Orientation	Santa Fe	Lium	6	
05/20/2022	City of Santa Fe	New Employee Orientation	Santa Fe	Lium	10	
05/20/2022	City of Albuquerque	Open Enrollment - Solid Waste	Albuquerque	Lium	15	
05/20/2022	Albuquerque Fire Rescue	Station 7	Albuquerque	Lium	6	
05/20/2022	City of Albuquerque	Open Enrollment - Transit	Albuquerque	Lium	10	
05/20/2022	City of Albuquerque	Open Enrollment - Pino Yards	Albuquerque	Lium	8	
05/20/2022	Albuquerque Bernalillo County Water Utility Authority	Open Enrollment	Albuquerque	Lium	12	
05/20/2022	Bernalillo County		Albuquerque	Lium		3
05/20/2022	Dona Ana County	Admin	Las Cruces	Miller		1
05/20/2022	State of NM	PERA	Statewide	Miller	14	
05/20/2022	Dept of Health	Admin	Santa Fe	Miller		1
05/20/2022	Dept of Game & Fish	Admin	Las Cruces	Miller		1
05/20/2022	City of Sunland Park	Admin	Sunland Park	Miller	7	3
05/20/2022	Dept of Health	Admin	Las Cruces	Miller		1
05/20/2022	NM Courts	Admin	Santa Fe	Miller		1
05/20/2022	NM Dept of Transportation	patrol	Hobbs	Miller		1
05/20/2022	NM Dept of Transportation	Patrol	Las Cruces	Miller		1
05/20/2022	NM Courts	5th District Attorney	Carlsbad	Miller		1
05/20/2022	Dept of Public Safety	State Police	Hobbs	Miller		1
05/20/2022	State of NM	PERA	Statewide	Miller/Rappmund	14	
05/20/2022	City of Santa Fe	HR/Admin	Santa Fe	Lium/Rappmund	8	
05/27/2022	Bernalillo County	New Employee Orientation	Albuquerque	Lium	10	
05/27/2022	Albuquerque Fire Rescue	Station 16	Albuquerque	Lium	5	1
05/27/2022	City of Albuquerque		Albuquerque	Lium	3	1
05/27/2022	Albuquerque Bernalillo County Water Utility Authority		Albuquerque	Lium	2	1
05/27/2022	Dept of Public Safety	State Police	Hobbs	Miller		1
05/27/2022	State of NM	PERA	Statewide	Rappmund	13	
06/03/2022	Department of Game and Fish		Roswell	Lium	10	
06/03/2022	Department of Transportation	Patrol Yard	Roswell	Lium	3	2

# Outreach Meeting Activity cont.

Week Ending	Entity/Agency	Department	Location	Rep	Group Attendees	One/One
06/03/2022	Department of Transportation	Patrol Yard	Hondo	Lium	2	
06/03/2022	Department of Transportation	Project Office	Carrizozo	Lium	2	
06/03/2022	City of Albuquerque		Albuquerque	Lium		1
06/03/2022	NM Dept of Transportation	Patrol	Las Cruces	Miller		1
06/03/2022	State of NM	TRD	Statewide	Rappmund	12	
06/03/2022	City of Santa Fe	HR/Admin	Santa Fe	Rappmund	17	2
06/10/2022	Bernalillo County	New Employee Orientation	Albuquerque	Lium	31	
06/10/2022	Department of Public Safety		Albuquerque	Lium	4	
06/10/2022	Albuquerque Bernalillo County Water Utility Authority		Albuquerque	Lium	2	1
06/10/2022	City of Albuquerque		Albuquerque	Lium	3	1
06/10/2022	City of Albuquerque	Retirement Seminar	Albuquerque	Lium	62	
06/10/2022	Albuquerque Fire Rescue		Albuquerque	Lium		2
06/10/2022	City of Roswell	Fire	Roswell	Miller		1
06/10/2022	City of Las Cruces	HR	Las Cruces	Miller		1
06/10/2022	City of Las Cruces	Fire	Las Cruces	Miller		1
06/10/2022	City of Las Cruces	Admin	Las Cruces	Miller		1
06/10/2022	State of NM	PERA	Statewide	Rappmund	14	1
06/17/2022	Bernalillo County	Fire Academy	Albuquerque	Lium	12	
06/17/2022	Guadalupe County	Open Enrollment	Santa Rosa	Lium	7	1
06/17/2022	Luna Community College	Retirement Seminar	Santa Rosa	Lium	2	
06/17/2022	PERA	Retirement Seminar	Albuquerque	Lium	5	
06/17/2022	City of Albuquerque		Albuquerque	Lium		2
06/17/2022	NM Courts	12th District Attorney	Alamogordo	Miller		1
06/17/2022	City of Alamogordo	Admin	Alamogordo	Miller		1
06/17/2022	Dept of Health	Ft Bayard	Silver City	Miller		1
06/17/2022	Dona Ana County	Admin	Las Cruces	Miller		1
06/17/2022	Luna County	HR	Deming	Miller		1
06/17/2022	NM Dept of Game & Fish	Admin	Roswell	Miller		1
06/17/2022	NM Courts	5th District Attorney	Carlsbad	Miller		1
06/17/2022	City of Carlsbad	Admin	Carlsbad	Miller		1
06/17/2022	NM Courts	3rd District Attorney	Las Cruces	Miller		1

# Outreach Meeting Activity cont.

Week Ending	Entity/Agency	Department	Location	Rep	Group Attendees	One/One
06/17/2022	NM Courts	6th District Court	Las Cruces	Miller		1
06/17/2022	NM Courts	5th District Attorney	Carlsbad	Miller		1
06/17/2022	City of Las Cruces	HR	Las Cruces	Miller		1
06/17/2022	Dona Ana County	HR	Las Cruces	Miller		1
06/17/2022	NM Courts	6th District Court	Deming	Miller		1
06/17/2022	City of Las Cruces	Fire	Las Cruces	Miller		1
06/17/2022	NM Courts	3rd District Attorney	Las Cruces	Miller		1
06/17/2022	City of Las Cruces	HR	Las Cruces	Miller		1
06/17/2022	City of Las Cruces	hr	Las Cruces	Miller		1
06/17/2022	City of Alamogordo	HR	Alamogordo	Miller		1
06/17/2022	Chaves County	HR	Roswell	Miller		1
06/17/2022	Grant County	Admin	Silver City	Miller		1
06/17/2022	Dept of Health	Admin	Artesia	Miller		1
06/17/2022	City of Las Cruces	HR	Las Cruces	Miller		1
06/17/2022	Children Youth & Families	Admin	Las Cruces	Miller		1
06/17/2022	City of Carlsbad	Police	Carlsbad	Miller		1
06/17/2022	Dona Ana County	HR	Las Cruces	Miller		1
06/17/2022	City of Alamogordo	Admin	Alamogordo	Miller		1
06/17/2022	NM Courts	7th District Courts	Socorro	Miller		1
06/17/2022	City of Ruidoso downs	Admin	Ruidoso Downs	Miller		1
06/17/2022	Dept of Game & Fish	Admin	Roswell	Miller		1
06/17/2022	Dept of Health	Admin	Las Cruces	Miller		1
06/17/2022	City of Santa Fe	HR/Admin	Santa Fe	Rappmund	8	
06/17/2022	State of NM	DOH	Statewide	Rappmund	11	1
06/17/2022	State of NM	PERA	Santa Fe	Rappmund	13	1
06/24/2022	Bernalillo County	New Employee Orientation	Albuquerque	Lium	22	1
06/24/2022	City of Albuquerque		Albuquerque	Lium	3	3
06/24/2022	Department of Transportation	Patrol Yard	Tres Piedres	Lium	2	
06/24/2022	Albuquerque Fire Rescue		Albuquerque	Lium		1
06/24/2022	Department of Transportation	Patrol Yard	Albuquerque	Lium		1
06/24/2022	Department of Health		Albuquerque	Lium		1



# Outreach Meeting Activity cont.

Week Ending	Entity/Agency	Department	Location	Rep	Group Attendees	One/One
06/24/2022	Chaves County	Admin	Roswell	Miller		1
06/24/2022	City of Las Cruces	Admin	Las Cruces	Miller		1
06/24/2022	City of Carlsbad	Admin	Carlsbad	Miller		1
06/24/2022	Dept of Health	Admin	Las Cruces	Miller		1
06/24/2022	Dona Ana County	Admin	Las Cruces	Miller		1
06/24/2022	Eddy County	Admin	Carlsbad	Miller		1
06/24/2022	Luna County	Admin	Deming	Miller		1
06/24/2022	Eddy County	Admin	Carlsbad	Miller		1
06/24/2022	City of Carlsbad	Admin	Carlsbad	Miller		1
06/24/2022	Dept of Health	Ft Bayard	Silver City	Miller		1
06/24/2022	Dona Ana County	Admin	Las Cruces	Miller		1
06/24/2022	Elephant Butte Irrigation Dis	HR	Las Cruces	Miller		1
06/24/2022	NM Courts	12th District Court	Alamogordo	Miller		1
06/24/2022	NM Dept of Transportation	Patrol	Hobbs	Miller		1
06/24/2022	Dept of Public Safety	State Police	Las Cruces	Miller		1
06/24/2022	NM Courts	5th District Court	Roswell	Miller		1
06/24/2022	NM Dept of Transportation	Patrol	Las Cruces	Miller		1
06/24/2022	Dona Ana County	Admin	Las Cruces	Miller		1
06/24/2022	City of Alamogordo	HR	Alamogordo	Miller		1
06/24/2022	NCSWA	HR/Admin	Espanola	Rappmund	6	8
06/30/2022	NM Courts	12th District Court	Alamogordo	Miller		1
06/30/2022	Dona Ana County	HR	Las Cruces	Miller		1
06/30/2022	Luna County	HR	Deming	Miller		1
06/30/2022	City of Carlsbad	HR	Carlsbad	Miller		1
06/30/2022	Dona Ana County	Admin	Las Cruces	Miller		1
06/30/2022	Dona Ana County	Admin	Las Cruces	Miller		1
06/30/2022	Dona Ana County	Admin	Las Cruces	Miller		1
06/30/2022	Dept of Health	Ft Bayard	Silver City	Miller	5	14
06/30/2022	NM Courts	6th District Court	Deming	Miller		1
06/30/2022	Dona Ana County	Admin	Las Cruces	Miller		1
06/30/2022	City of Las Cruces	Police	Las Cruces	Miller		1

# Outreach Meeting Activity cont.

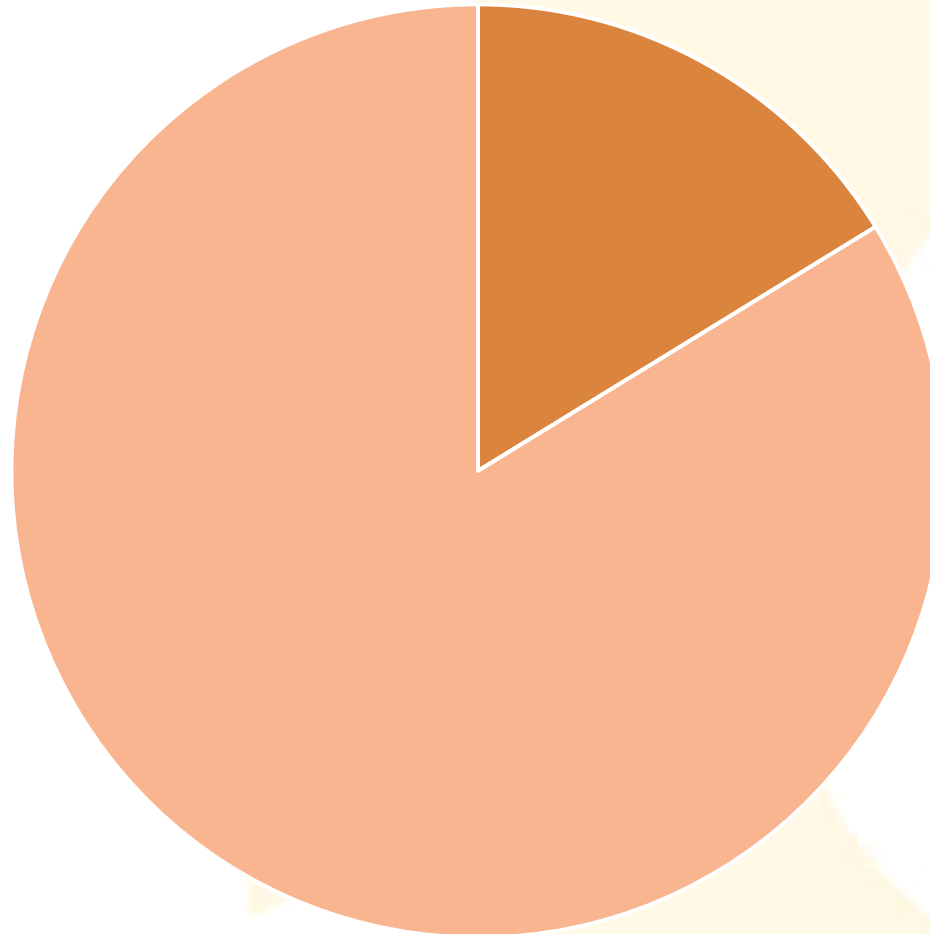
Week Ending	Entity/Agency	Department	Location	Rep	Group Attendees	One/One
06/30/2022	Dona Ana County	Admin	Las Cruces	Miller	15	15
06/30/2022	City of Las Cruces	Admin	Las Cruces	Miller		1
07/01/2022	Torrance County	Roads	Estancia	Lium	16	5
07/01/2022	Torrance County	Human Resources Department	Estancia	Lium	2	
07/01/2022	Esancia Valley Solid Waste Authority		Estancia	Lium	2	
07/01/2022	EMW Gas Association		Estancia	Lium	4	
07/01/2022	Department of Transportation	Patrol Yard	Moriarty	Lium	4	1
07/01/2022	Town of Moriarty	Administration	Moriarty	Lium	3	
07/01/2022	Bernalillo County	Fleet Management	Albuquerque	Lium	6	
07/01/2022	City of Albuquerque		Albuquerque	Lium		2
07/01/2022	Bernalillo County	Sheriff	Albuquerque	Lium		1
07/01/2022	Department of Public Safety	State Police	Albuquerque	Lium		1
07/01/2022	Albuquerque Bernalillo County Water Utility Authority		Albuquerque	Lium		1
07/01/2022	State of NM	TRD	Statewide	Rappmund	14	1
07/01/2022	City of Santa Fe	HR/Admin	Santa Fe	Rappmund	12	1
07/01/2022	State of NM	PERA	Statewide	Rappmund	12	2
07/01/2022	State of NM	PERA	Santa Fe	Rappmund	5	3
07/01/2022	State of NM	YDDC	Albuquerque	Rappmund		1
07/01/2022	State of NM	Treasury	Santa Fe	Rappmund		1

# Participant Services



# Participant Contact Summary

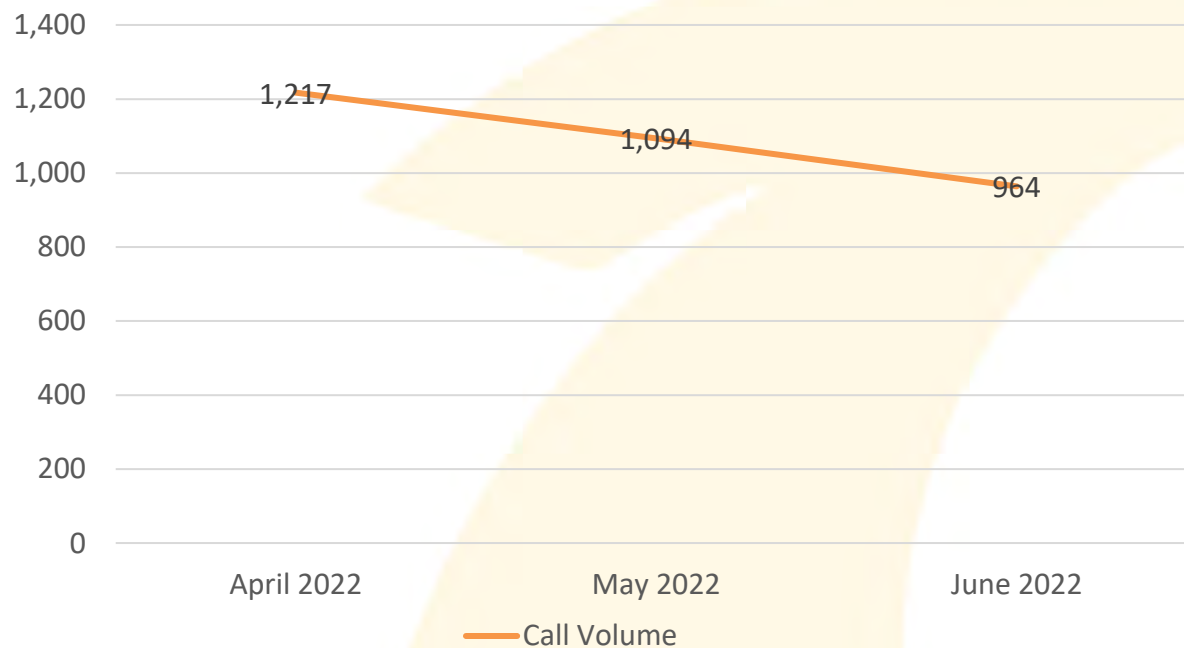
April 1, 2022 - June 30, 2022



■ Call Center (9,286) ■ Participant Web (47,902)

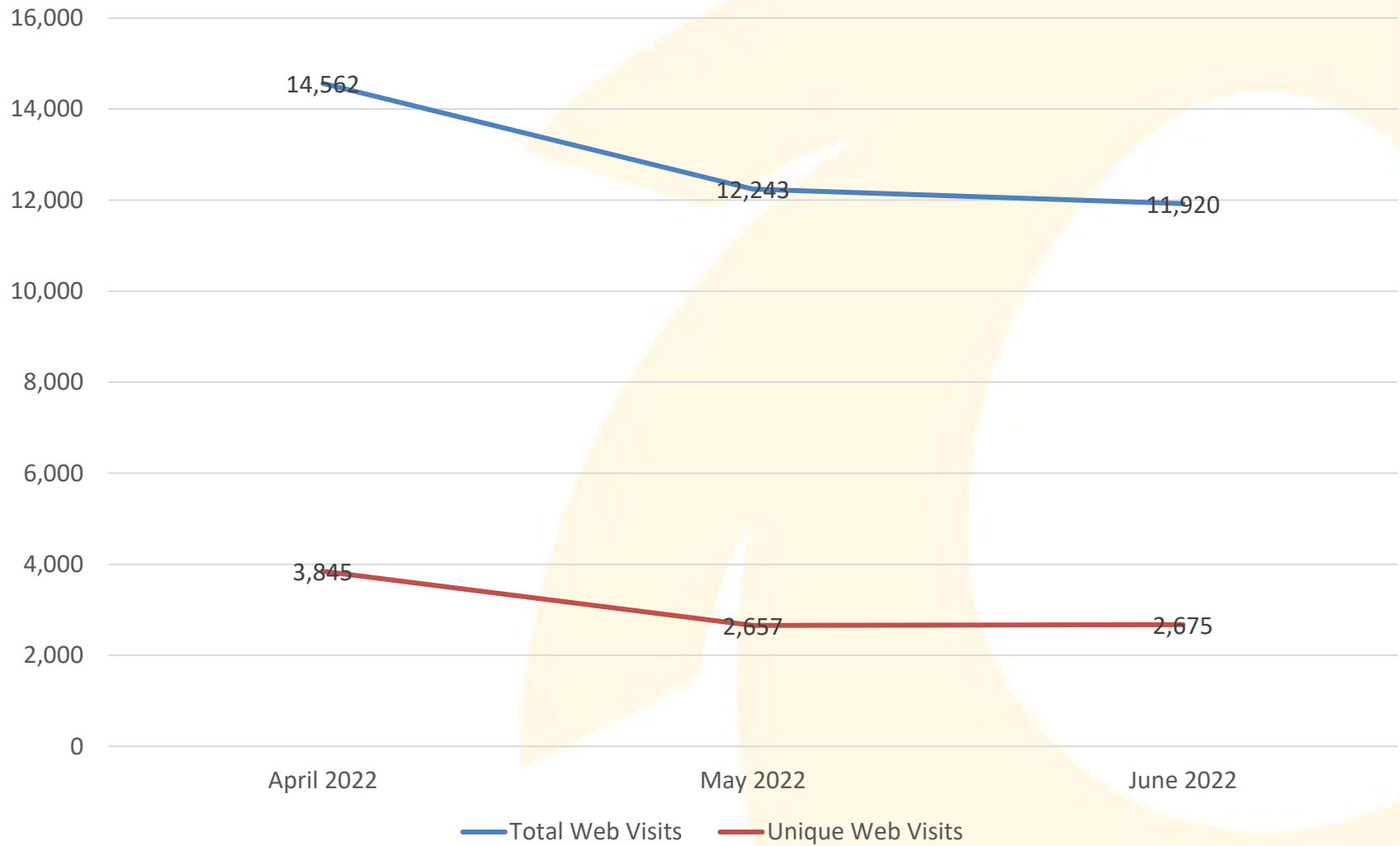


# Call Center Activity April 1, 2022 – June 30, 2022



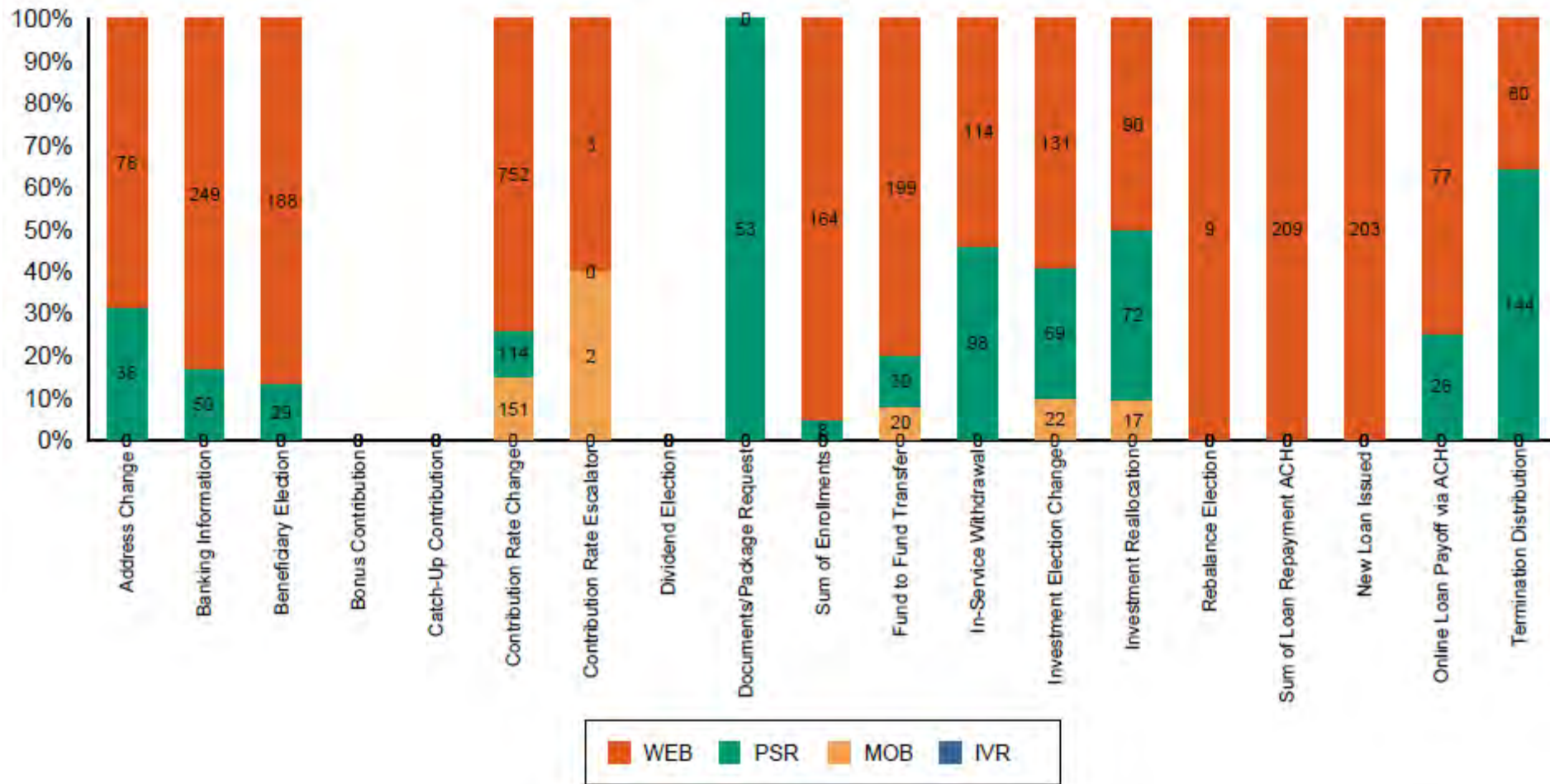
	Call Volume	Average Speed of Answer (Seconds)	Average Call Length (Minutes)	Number of Abandoned Calls	Percentage of Abandoned Calls
April 2022	1,217	27	6:88	14	0.01%
May 2022	1,094	6	7:30	2	0.00%
June 2022	964	3	6:87	2	0.00%

# Participant Web Activity April 1, 2022 - June 30, 2022



# Paperless Transactions by Channel

April 1, 2022 - June 30, 2022



# Paperless Transactions Volume

April 1, 2022 - June 30, 2022

Paperless Transaction Description	Transaction Volume
Address Change	114
Banking Information	299
Beneficiary Election	217
Bonus Contribution	0
Catch-up Contribution	0
Contribution Rate Change	1,017
Contribution Rate Escalator	5
Dividend Election	0
Document/Package Request	53
Fund to Fund Transfer	249
In-service Withdrawal	212
Investment Election Change	222
Investment Reallocation	179
Rebalance Election	9
Loan Repayment ACH Election	209
New Loans Issued	203
Online Loan Payoff via ACH	103
Termination Distribution	224

Enrollments for the Period: 172

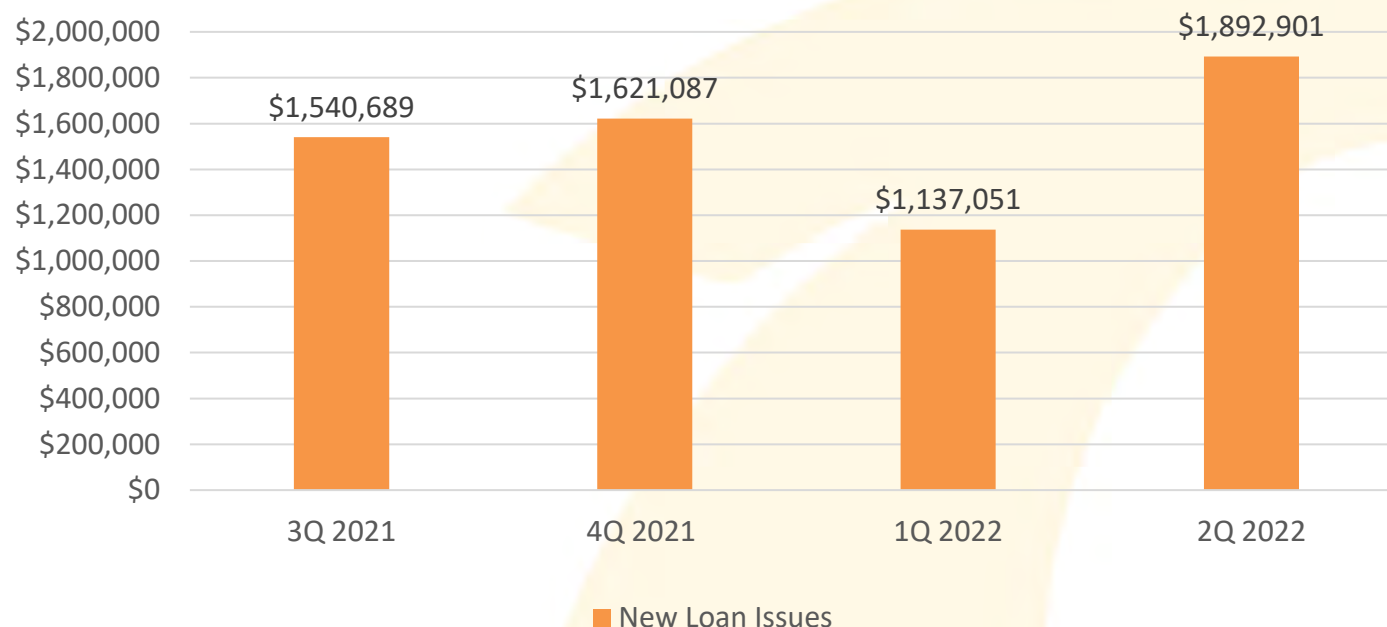


# Transaction Processed Summary

April 1, 2022 - June 30, 2022

Transactions	Transaction Volume
Contributions	83,616
Rebalance Transfers	48
Loan Repayment	5,518
Loans Re-amortized	4
Dividend Pass-Throughs	0
Dividend Reinvestments	12,062
Fee Deductions	25,791
Installment Distributions via Check	120
Installment Distributions via ACH	798
Forced Deminimus Distributions	0
Required Minimum Distributions	44
Forced Default Rollover Distributions	0
Total:	128,001

# Loan Summary As of June 30, 2022



New Loans Issued 2Q 2022	\$1,892,901.29
Total Outstanding Loans as of June 30, 2022	1,931
Total Outstanding Loan Balance as of June 30, 2022	\$11,319,710.01
Total Outstanding Deemed Loan Balance as of June 30, 2022	\$4,149,720.27

# Voya Retirement Advisors, LLC Summary

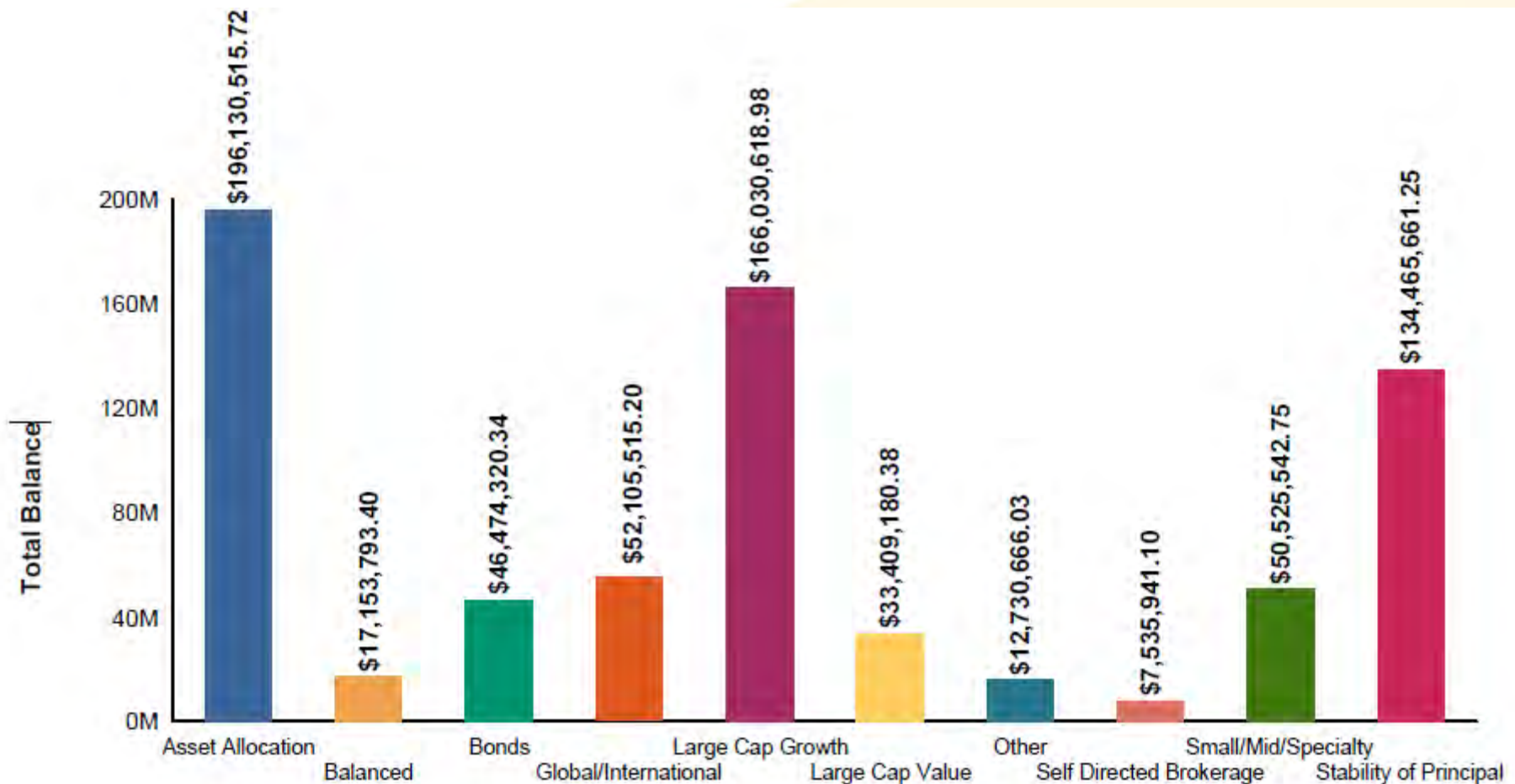
	April 2022	May 2022	June 2022
<b>Total participants eligible for advice</b>	<b>22,592</b>	<b>22,602</b>	<b>22,606</b>
<b>Advisor Service Activity</b>			
# Participants with a balance that have used the VRA Services	2,525	2,603	2,677
% Participants with a balance that have used the VRA Services	11.18%	11.52%	11.84%
VRA Advisor Calls	521	562	587
Online Advice Adopters	738	760	795
Professional Management Members	1,266	1,281	1,295
<b>Monthly VRA Investment Advisor Activity</b>			
Calls	61	58	43
Received a Retirement Plan	27	39	25
Processed a Transaction	7	16	7
<b>Monthly Online Activity</b>			
New Adopters	29	20	42
Received Forecast	19	16	40
Received Advice Online	19	16	40
<b>Professional Management Activity</b>			
Net Activity	27	15	14
Total Members	1,266	1,281	1,295
<b>Total Members Assets</b>	<b>\$57,528,217</b>	<b>\$59,303,983</b>	<b>\$56,666,886</b>
Average Member Balance	\$45,441	\$46,295	\$43,758

# Asset Analysis





# Asset Class Summary As of June 30, 2022

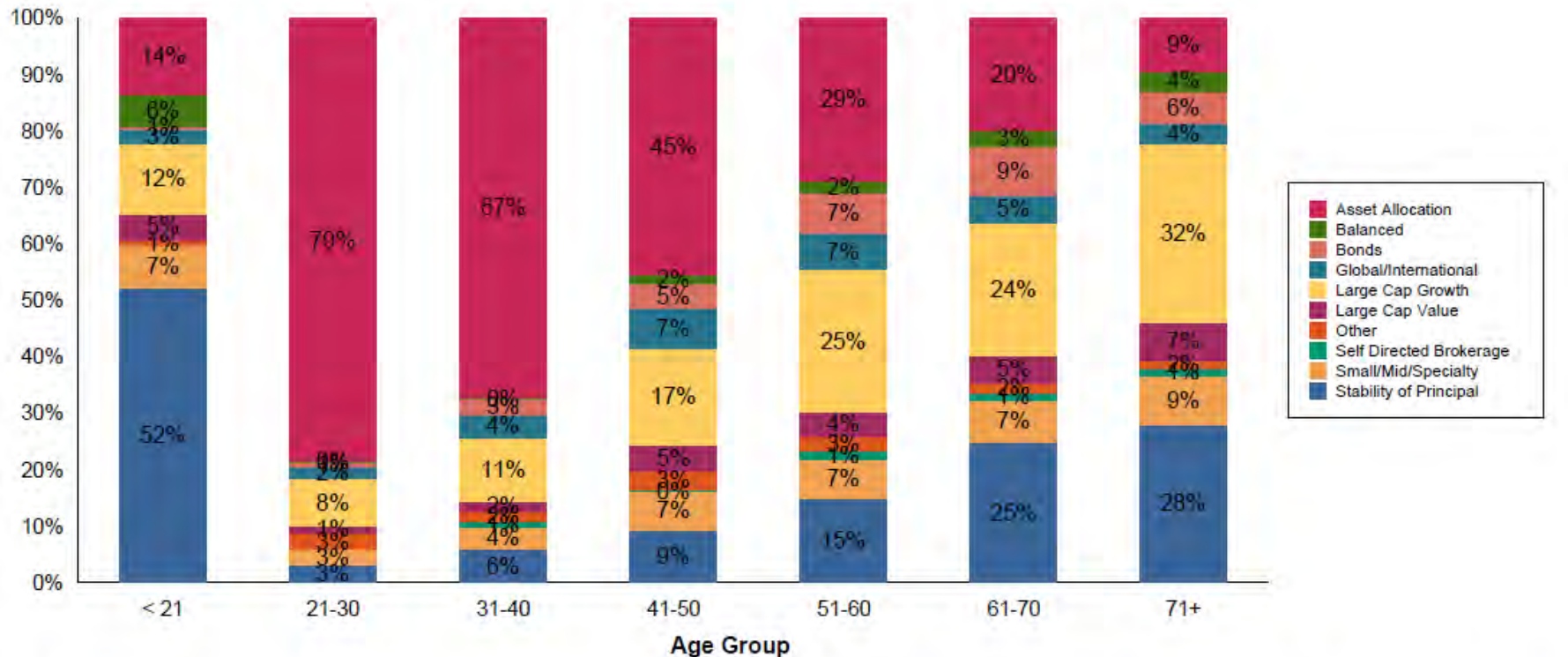


# Asset Class Summary As of June 30, 2021

<b>Asset Class</b>	<b>Balance</b>	<b>Percentage of Total Assets</b>
Asset Allocation	\$196,130,515.72	27.37%
Balanced	\$17,153,793.40	2.39%
Bonds	\$46,474,320.34	6.49%
Global/International	\$52,105,515.20	7.27%
Large Cap Growth	\$166,030,618.98	23.17%
Large Cap Value	\$33,409,180.38	4.66%
Other	\$12,730,666.30	1.78%
Self Directed Brokerage	\$7,535,941.10	1.05%
Small/Mid/Specialty	\$50,525,542.75	7.05%
Stability of Principal	\$134,465,661.25	18.77%

# Asset Class Balances by Age Group

As of June 30, 2022



Age Range	< 21	21 - 30	31 - 40	41 - 50	51 - 60	61 - 70	71+
Total Balance	\$202,034.91	\$7,801,269.61	\$44,112,478.25	\$98,693,709.95	\$197,468,320.45	\$231,547,663.65	\$125,535,826.35
Total Participants	9	736	2,023	2,105	1,804	1273	1

April 1, 2022 - June 30, 2022





# Transfer Activity by Investment

April 1, 2022 – June 30, 2022

Investment Name	Transfers In	Transfers Out	Net
Aberdeen Emerging Markets Equity Fun	\$11,705.32	(\$98,683.81)	-\$86,978.49
DFA U.S. Small Cap Portfolio	\$0.00	\$1,418.13	\$1,418.13
Dodge & Cox Stock Fund	\$356,033.68	(\$1,040,002.57)	-\$683,968.89
EuroPacific Growth Fund	\$11,749.21	(\$212,019.84)	-\$200,270.63
Fidelity Contrafund	\$1,022,077.46	(\$2,334,136.81)	-\$1,312,059.35
Fidelity Diversified International	\$17,197.38	(\$115,135.96)	-\$97,938.58
Fidelity Low-Priced Stock Fund	\$84,245.98	(\$243,034.16)	-\$158,788.18
Fidelity Small Cap Index Fund	\$1,555,776.54	(\$1,064,325.87)	\$491,450.67
Invesco Global Real Estate Fund	\$12,115.09	(\$143,973.13)	-\$131,858.04
New Mexico Conservative Portfolio	\$538,388.24	(\$1,313,308.10)	-\$774,919.86
New Mexico LifeCycle 2025 Portfolio	\$335,588.89	(\$980,311.25)	-\$644,722.36
New Mexico LifeCycle 2030 Portfolio	\$167,652.97	(\$145,201.65)	\$22,451.32
New Mexico LifeCycle 2035 Portfolio	\$208,716.45	(\$605,567.73)	-\$396,851.28
New Mexico LifeCycle 2040 Portfolio	\$154,847.04	(\$332,598.02)	-\$177,750.98
New Mexico LifeCycle 2045 Portfolio	\$54,396.50	(\$499,586.30)	-\$445,189.80
New Mexico LifeCycle 2050 Portfolio	\$236,641.79	(\$88,914.70)	\$147,727.09
New Mexico LifeCycle 2055 Portfolio	\$43,394.97	(\$326,410.51)	-\$283,015.54
New Mexico LifeCycle 2060 Portfolio	\$304,049.52	(\$329,158.82)	-\$25,109.30
New Mexico Stable Value Fund	\$8,686,622.74	(\$4,517,929.92)	\$4,168,692.82
Oakmark Equity and Income Fund	\$110,963.52	(\$144,443.09)	-\$33,479.57
Principal Diversified Real Asset Fun	\$805,683.58	(\$182,353.77)	\$623,329.81
Principal MidCap Fund Institutional	\$767,305.33	(\$1,220,361.70)	-\$453,056.37
Schwab Personal Choice Retirement Ac	\$433,335.18	(\$7,493.01)	\$425,842.17
T. Rowe Price MidCap Equity Growth F	\$97,412.01	(\$734,880.59)	-\$637,468.58
Vanguard Inflation Protected Sec Fd	\$467,610.57	(\$762,078.08)	-\$294,467.51
Vanguard Instl 500 Index Fund	\$2,422,158.26	(\$2,213,141.14)	\$209,017.12
Vanguard Total Bond Market Index Fun	\$1,407,452.81	(\$705,430.36)	\$702,022.45
Vanguard Total Intl Stock Index Fd	\$892,570.00	(\$748,831.74)	\$143,738.26
Welngtn CIF II Opp Em Mk Dbt 1	\$24,560.10	(\$122,356.63)	-\$97,796.53
	<b>\$21,230,251.13</b>	<b>(\$21,230,251.13)</b>	<b>\$0.00</b>

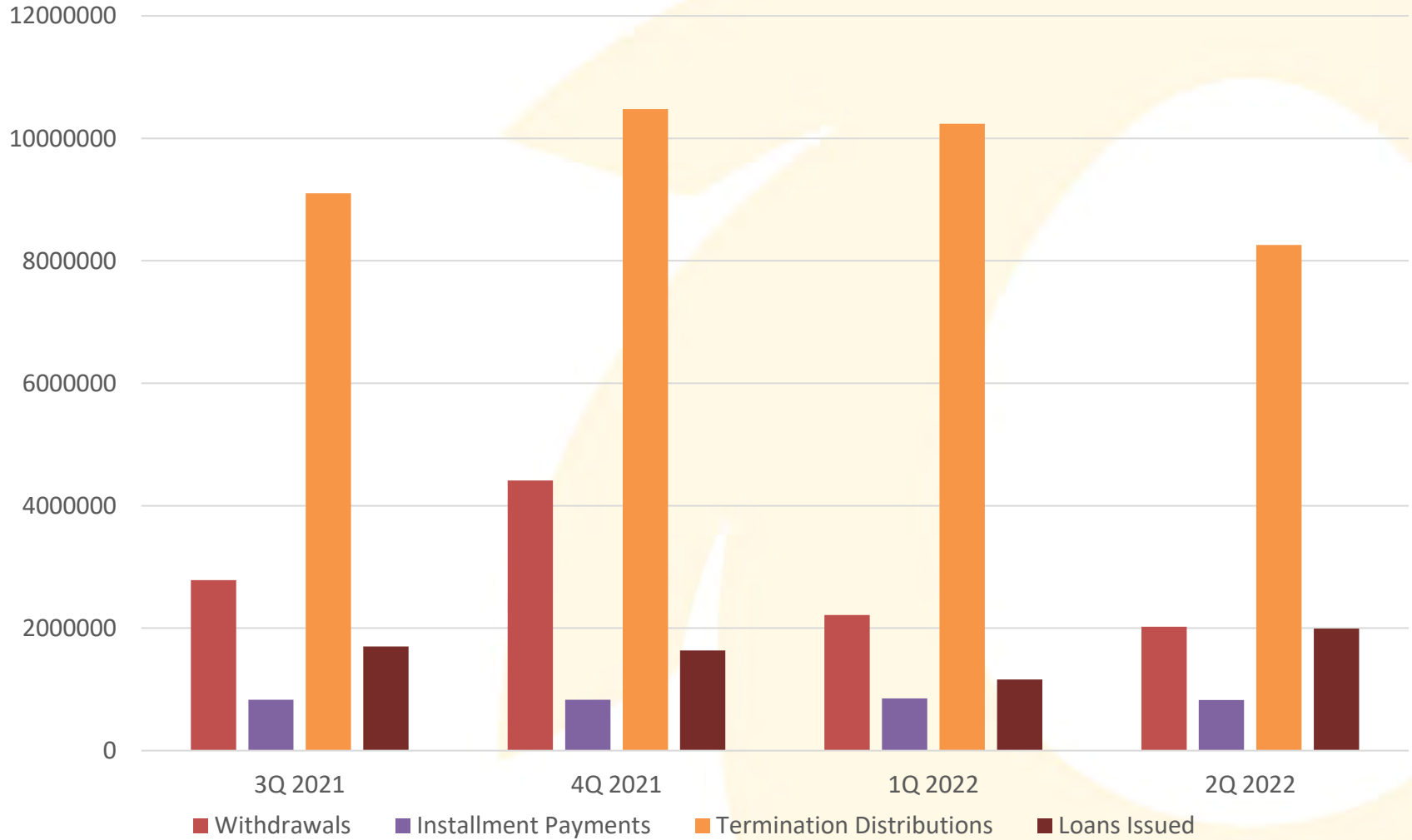
# Withdrawals and Distributions by Investment

April 1, 2022 - June 30, 2022

Fund Long Name	Payments - Terms	Payments - Withdrawals
Fidelity Small Cap Index Fund	-\$96,582.40	-\$32,026.89
Transamerica Life		
Vanguard Instl 500 Index Fund	-\$1,185,102.11	-\$190,339.73
Vanguard Inflation Protected	-\$92,776.59	-\$25,180.55
EuroPacific Growth Fund	-\$65,413.38	-\$6,042.88
Invesco Global Real Estate Fun	-\$9,760.00	-\$1,258.03
Principal MidCap Fund Institut	-\$210,494.53	-\$51,271.06
Dodge & Cox Stock Fund	-\$455,755.41	-\$62,924.42
Principal Diversified Real Ass	-\$9,592.47	-\$89,615.02
T. Rowe Price MidCap Equity Gr	-\$234,070.84	-\$46,218.06
Oakmark Equity and Income Fund	-\$416,510.19	-\$32,929.14
Vanguard Total Bond Market Ind	-\$354,516.37	-\$90,188.49
Aberdeen Emerging Markets Equi	-\$11,978.15	-\$13,801.15
DFA U.S. Small Cap Portfolio		
Vanguard Total Intl Stock Inde	-\$182,478.74	-\$47,705.47
New Mexico Conservative Portfo	-\$622,007.95	-\$79,127.18
New Mexico LifeCycle 2025 Port	-\$1,013,125.88	-\$137,406.76
New Mexico LifeCycle 2030 Port	-\$64,891.66	-\$78,634.05
New Mexico LifeCycle 2035 Port	-\$220,560.50	-\$218,786.14
New Mexico LifeCycle 2040 Port	-\$99,380.62	-\$22,365.95
New Mexico LifeCycle 2045 Port	-\$211,401.67	-\$81,968.81
New Mexico LifeCycle 2050 Port	-\$18,075.87	-\$22,327.14
New Mexico LifeCycle 2055 Port	-\$239,161.65	-\$87,712.63
New Mexico Stable Value Fund	-\$2,063,524.24	-\$314,046.92
Fidelity Low-Priced Stock Fund	-\$104,033.77	-\$5,577.88
Fidelity Contrafund	-\$910,204.23	-\$100,371.81
Fidelity Diversified Internati	-\$172,133.78	-\$47,867.64
Schwab Personal Choice Retirem		
LOAN FUND		
DEEMED LOAN FUND		-\$137,620.11
WeIngtn CIF II Opp Em Mk Dbt 1	-\$16,349.43	-\$21.72
New Mexico LifeCycle 2060 Port		

# Withdrawal and Distribution Breakdown

June 1, 2021 – June 30, 2022



# Quarterly Fee Reconciliation

<b>Fee Summary</b>					
<b>Quarterly Fee Reconciliation</b>					
<b>REVENUES</b>		<b>3Q 2021</b>	<b>4Q 2021</b>	<b>1Q 2022</b>	<b>2Q 2022</b>
<b>PARTICIPANT REVENUES</b>					
Asset / Admin Fee Amount Collected*					
Asset / Admin Fee Amount Collected**		\$357,667.39	\$379,523.71	\$375,782.96	\$368,829.36
<b>PRODUCT PROVIDER REVENUES</b>					
	Total Product Provider Revenues	\$39,438.37	\$105,829.73	\$37,829.75	\$37,546.76
<b>GRAND TOTAL REVENUES</b>		<b>\$397,105.76</b>	<b>\$485,353.44</b>	<b>\$413,612.71</b>	<b>\$399,829.36</b>
<b>PAYMENTS</b>					
<b>Voya Recordkeeping Fee</b>					
Participants					
	Per Participant Fee	\$13.587500	\$13.587500	\$13.587500	\$13.587500
	Number of Participants collected from	22,656	22,604	22,549	22,998
	Total Recordkeeping Fee	\$307,838.40	\$307,131.85	\$306,384.54	\$312,485.33
<b>MEKETA CONSULTING FEE</b>		<b>\$22,500.00</b>	<b>\$22,500.00</b>	<b>\$25,000.00</b>	<b>\$25,000.00</b>
<b>PERA PAYMENT FOR EXPENSES</b>		<b>\$25,000.00</b>	<b>\$25,000.00</b>	<b>\$32,000.00</b>	<b>\$25,000.00</b>
<b>GRAND TOTAL PAYMENT</b>		<b>\$355,338.40</b>	<b>\$354,631.85</b>	<b>\$363,384.54</b>	<b>\$369,485.33</b>
*Participant fee is \$10 per quarter plus 0.135% of assets, not to exceed \$26 per quarter.					
**Participant fee is waived for the first two quarters or until the account balance reaches \$1000, whichever comes first.					



# Important disclosure

**Not FDIC/NCUA/NCUSIF Insured • Not a Deposit of a Bank/Credit Union • May Lose Value • Not Bank/Credit Union Guaranteed • Not Insured by Any Federal Government Agency**

Any insurance products, annuities and funding agreements that you may have purchased are sold as securities and are issued by Voya Retirement Insurance and Annuity Company ("VRIAC"). Fixed annuities are issued by VRIAC. VRIAC is solely responsible for meeting its obligations. Plan administrative services provided by VRIAC or Voya Institutional Plan Services, LLC ("VIPS"). Neither VRIAC nor VIPS engage in the sale or solicitation of securities. If custodial or trust agreements are part of this arrangement, they may be provided by Voya Institutional Trust Company. All companies are members of the Voya family of companies. Securities distributed by Voya Financial Partners, LLC (member SIPC) or other broker-dealers with which it has a selling agreement. All products or services may not be available in all states.