PERA SmartSave

Deferred Compensation Plan

Second Quarter 2018
Plan Review June 30, 2018

Public Employees Retirement Association for the Deferred Compensation Plan

Administered by:
Nationwide Retirement Solutions
10 W. Nationwide Boulevard
5-05-115X
Columbus, OH 43215

Local Address:
3600 Rodeo Lane, Suite B1
Santa Fe, NM 87507

Table of Contents

Section	Topic	Page(s)
	Executive Summary	1
I	**Participant Education Services**	
	-Enrollment Activity	
	-Enrollment Activity Summary	2
	-New Enrollment Contributions by Investment Options	2
	-Investment Diversification - New Participants by Number of Funds	3
	-Investment Diversification - New Participants by Number of Asset Classes	4
	-Investment Diversification - New Participants Invested in LifeCycle Portfolios	5
	-Group Meetings	6-10
	-Payout Activity	
	-Payout Activity Summary	11
	-Unforeseeable Withdrawal Activity	11
	-Lump Sum/Non-Systematic Withdrawal Activity - Total Requests	12
	-Systematic Withdrawal Distribution - Total Dollar Amounts	13
	-Systematic Withdrawal Distribution - Total Participants	13
	-Rollovers In - Total Dollar Amounts	14
	-Rollovers In - Total Participants	14
	-Rollovers Out - Total Dollar Amounts	15
	-Rollovers Out - Total Participants	15
	-All Loans - Total Dollar Amounts	16
	-All Loans - Total Participants	16
	-All Loans - Total Amount of Default Loans	17
	-All Loans - Total Number of Default Loans	17
	-General Purpose Loans - Total Dollar Amounts	18
	-General Purpose Loans - Total Participants	18
	-Residential Purchase Loans - Total Dollar Amounts	19
	-Residential Purchase Loans - Total Participants	19
	-Self Directed Brokerage Options - Total Dollar Amounts	20
	-Self Directed Brokerage Options - Total Participants	20
	-Participant Services	
	-Participant Statements	21
	-VRU Utilization	21
	-Internet Utilization	22
	-Online Advice	22
	-Customer Service Utilization	23
	-Spanish Customer Service Utilization	23
	-Participant Statistics	
	-Average Participant Account Balance by Age Group	24
	-Participants with a Balance by Age Group	24
	-Average Annualized Participant Deferrals by Age Group	25
	-Participants Actively Deferring by Age Group	25
	-Participants with a Balance by Asset Range	26
	-Participants with Balance	26
	-Paycenters Participant Count	27-29
II	**Fund Investments**	
	-Assets and Contributions Summary	
	-Assets by Investment Carrier	30
	-Contributions by Investment Carrier	31
	-Assets by Asset Class Summary	32
	-Assets by Asset Class Detail	33-34
	-Contributions by Asset Class Summary	35
	-Contributions by Asset Class Detail	36-37
	-Investment Summary	
	-Investment Diversification - All Participants by Number of Funds	38
	-Investment Diversification - All Participants by Number of Asset Classes	39
	-Investment Diversification - All Participants Invested in LifeCycle Portfolios	40
	-Investment Performance - Total Return	41-43
	-Fee Summary	
	-Quarterly Fee Reconciliation	44

Executive Summary

PERA SmartSave
Deferred Compensation Plan

2Q2018 Executive Summary

Important Plan Stats & Demographics

- Current Assets: $605,783,238 (see page 30)
- Total Participants: 21,692 (see page 26)
- Median Account Balance: $6,308
- Increased Contributions: 586 (see page 2)
- Reinstatements: 25 (see page 2)
- Rollovers-In Activity: 33 new rollovers in representing $935,203 (see page 14)
- Rollovers-Out Activity: 58 new rollovers out representing $4,367,635 (see page 15)
- Loan Activity: 270 loans totaling $1,793,725 approved (see page 16)
- UE Activity: 57 unforeseeable emergency requests totaling $145,669 approved. (see page 11)
- Lifecycle Funds: 617 new participants enrolled in the lifecycle portfolios. (see page 5)
  68.04% of participants are diversified in 5 or more asset classes. (see page 39)
  66.64% of participants use Lifecycle Funds to achieve this diversification.
  (see page 40)

Enrollment Activities

- Nationwide representatives enrolled 733 employees during the quarter, conducted 250 workshops and held 485 individual meetings reaching approximately 3,410 employees.

Achievements

- Completed the engagement letter process with Nationwide and Eide Bailly for the Fiscal Year plan audit
- Began pilot program toward an easier online contribution change and enrollment process for select cities and counties
- Throughout market challenges, enrollment numbers and assets in the plan continue to rise

Upcoming Items

- Continued review and adjustments of pilot program via pay center feedback for submitting contribution changes and enrollments online
- Review of the Investment Policy Statement is currently underway
- Letter to select Stable Value participants is being developed to help educate more on diverse investment options

Participant Education Services

Enrollment Activity

Enrollment Activity Summary

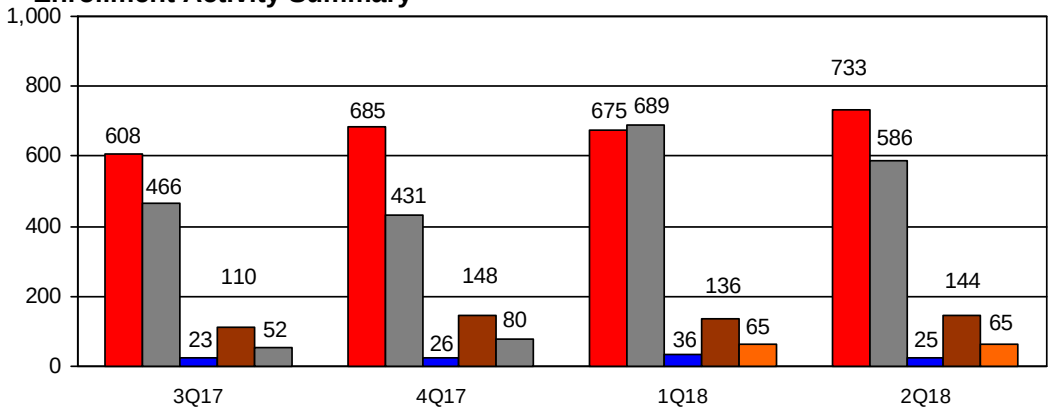

	3Q17	4Q17	1Q18	2Q18
New Enrollments	608	685	675	733
Increased Contributions	466	431	689	586
Reinstatements	23	26	36	25
Decreases	110	148	136	144
Stops	52	80	65	65

*There were 733 new enrollments signed and 652 new accounts that received first deferral by quarter end.

New Enrollment Contributions by Investment Class

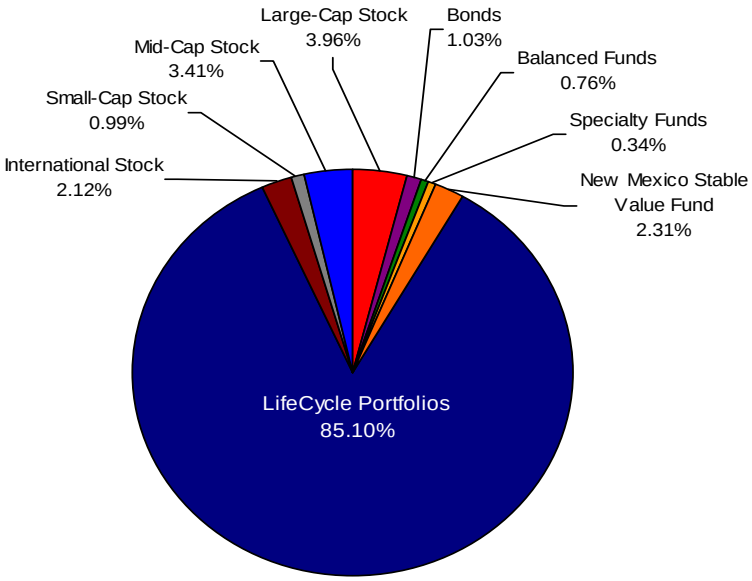

Investment Option	2Q18 New Enrollment Contributions	%
LifeCycle Portfolios	$237,879	85.10%
International Stock	$5,921	2.12%
Small-Cap Stock	$2,771	0.99%
Mid-Cap Stock	$9,528	3.41%
Large-Cap Stock	$11,057	3.96%
Bonds	$2,866	1.03%
Balanced Funds	$2,111	0.76%
Specialty	$945	0.34%
New Mexico Stable Value Fund	$6,451	2.31%
Total Investments	**$279,531**	**100%**

Enrollment Activity (continued)

Investment Diversification - New Participants by Number of Funds

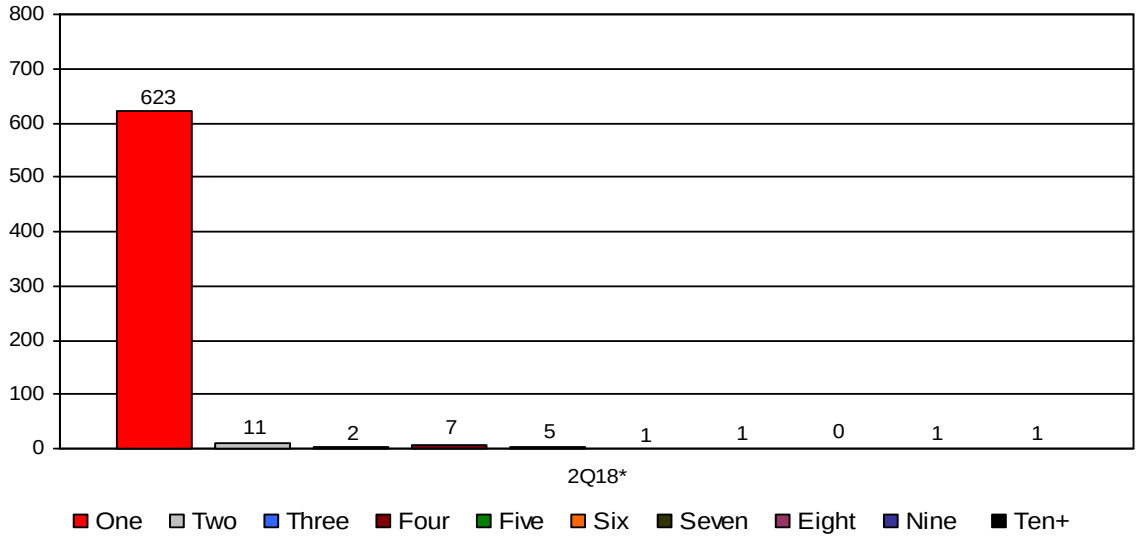

Number of Funds	# of Participants 3Q17	# of Participants 4Q17	# of Participants 1Q18	# of Participants 2Q18*
One	602	643	530	623
Two	10	17	12	11
Three	14	11	3	2
Four	4	6	8	7
Five	1	7	3	5
Six	1	1	2	1
Seven	1	0	1	1
Eight	0	0	2	0
Nine	0	3	3	1
Ten+	2	2	1	1
Total # of New Participants**	**635**	**690**	**565**	**652**

*These numbers represent the new participants who deferred into the plan by June 30, 2018.

**Total # of participants includes those using one or more LifeCycle Portfolios. One LifeCycle Portfolio equals one fund.

Enrollment Activity (continued)

Investment Diversification - New Participants by Number of Asset Classes

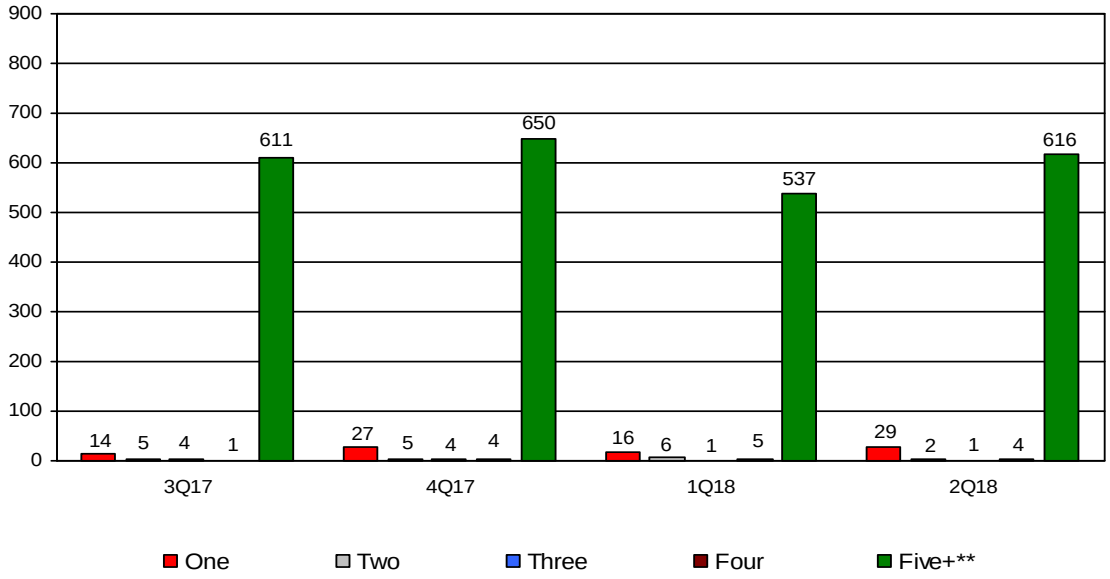

Number of Asset Classes	# of Participants 3Q17	# of Participants 4Q17	# of Participants 1Q18	# of Participants 2Q18
One	14	27	16	29
Two	5	5	6	2
Three	4	4	1	1
Four	1	4	5	4
Five+	611	650	537	616
Total # of New Participants**	**635**	**690**	**565**	**652**

*These numbers represent new participants who deferred into the plan by June 30, 2018.

**Participants taking advantage of LifeCycle Portfolios are captured as investing in 5+ asset classes.

Enrollment Activity (continued)

Investment Diversification -
New Participants Using LifeCycle Portfolios to Achieve Diversification

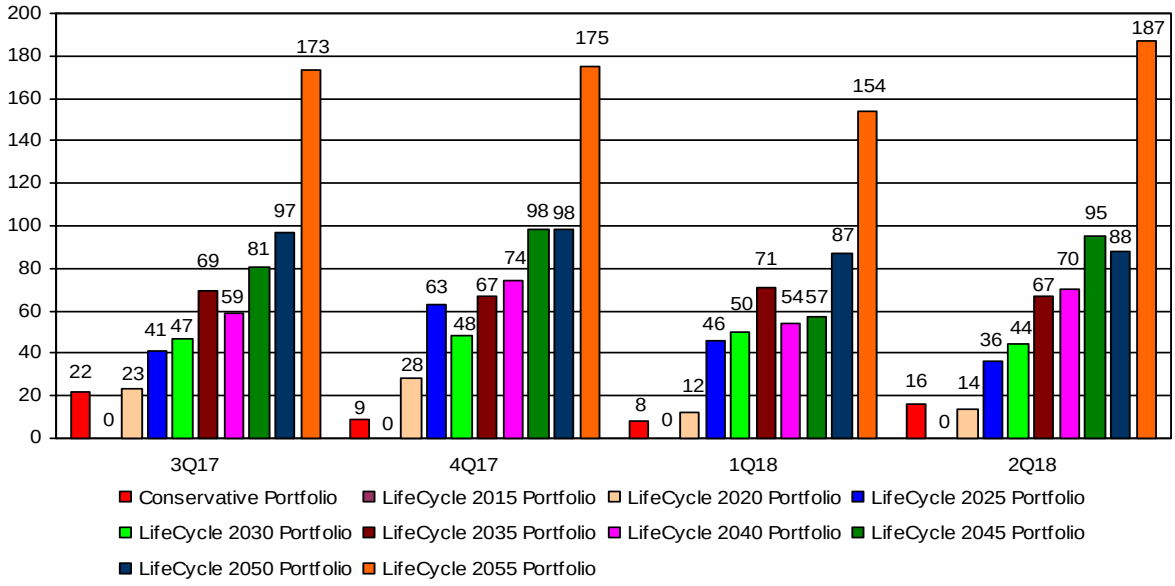

Fund	# of Participants 3Q17	# of Participants 4Q17	# of Participants 1Q18	# of Participants 2Q18
Conservative Portfolio	22	9	8	16
LifeCycle 2015 Portfolio	0	0	0	0
LifeCycle 2020 Portfolio	23	28	12	14
LifeCycle 2025 Portfolio	41	63	46	36
LifeCycle 2030 Portfolio	47	48	50	44
LifeCycle 2035 Portfolio	69	67	71	67
LifeCycle 2040 Portfolio	59	74	54	70
LifeCycle 2045 Portfolio	81	98	57	95
LifeCycle 2050 Portfolio	97	98	87	88
LifeCycle 2055 Portfolio	173	175	154	187
Total # of New Participants*	**612**	**660**	**539**	**617**

* Total reflects duplicate counts for participants invested in more than one LifeCycle Portfolio.

Group Meeting Activity

Summary Statistics

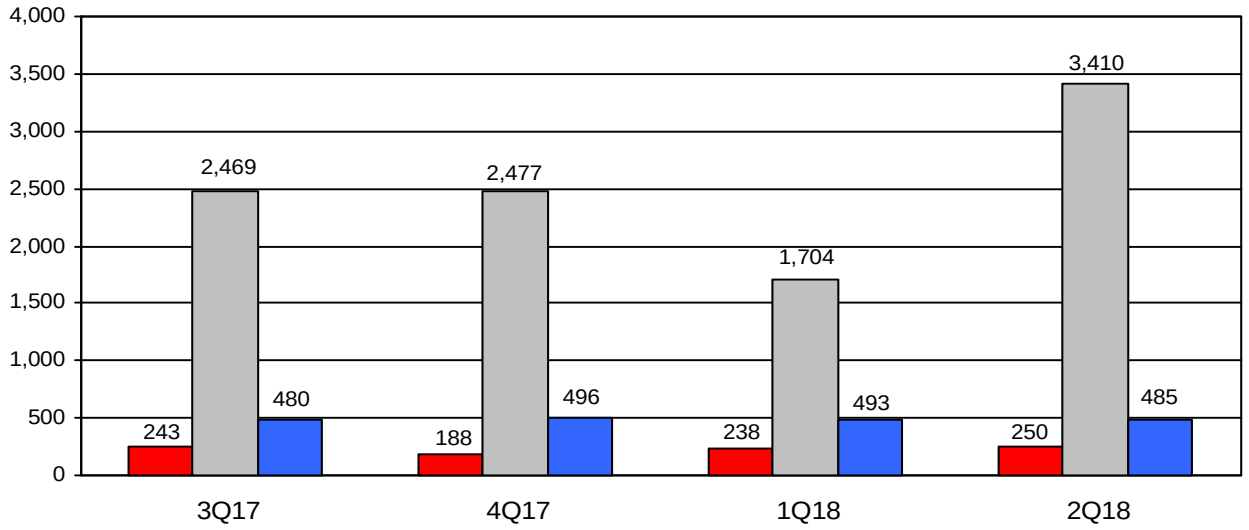

	3Q17	4Q17	1Q18	2Q18
Number of Group Meetings*	243	188	238	250
Total Attendance at Group Meetings**	2,469	2,477	1,704	3,410
Number of Individual Meetings	480	496	493	485

*Number of Group Meetings has been adjusted to now reflect one meeting for both meeting presentations "Join It" and "Asset Allocation".

**Total Attendance at Group Meetings has been adjusted to reflect the number of individuals attending each meeting which includes both presentations.

Group Meeting Activity (continued)

Second Quarter 2018 Scheduled Group Meetings

Entity/Agency	Department/ Meeting type	Location	Rep.	Week Ending	Attended
North Central Solid Waste Authority		Alcalde	Day	4/6/2018	20
Department of Corrections	NM State Penitentiary - Training	Santa Fe	Day	4/6/2018	10
Department of Corrections	NM State Penitentiary - Staff	Santa Fe	Day	4/6/2018	2
City of Espanola	PERA Retirement Seminar - AM	Espanola	Day	4/6/2018	11
City of Espanola	PERA Retirement Seminar - PM	Espanola	Day	4/6/2018	6
City of Las Cruces	Utilities	Las Cruces	Miller	4/6/2018	6
City of Albuquerque	Fire Station 14	Albuquerque	Puckett	4/6/2018	5
City of Albuquerque	Public Works	Albuquerque	Puckett	4/6/2018	4
Bernalillo County	Inventory Control	Albuquerque	Puckett	4/6/2018	4
Albuquerque Public Schools	City Center	Albuquerque	Puckett	4/6/2018	3
City of Albuquerque	Planning	Albuquerque	Puckett	4/6/2018	2
Department of Transportation	New Employee Orientation	Santa Fe	Day	4/13/2018	7
Santa Fe County	New Employee Orientation	Santa Fe	Day	4/13/2018	8
City of Santa Fe	New Employee Orientation	Santa Fe	Day	4/13/2018	10
Taxation and Revenue Department	New Employee Orientation	Santa Fe	Day	4/13/2018	15
City of Santa Fe	Convention Center	Santa Fe	Day	4/13/2018	2
Division of Vocational Rehabilitation		Las Cruces	Miller	4/13/2018	14
Dona Ana County	Administration - AM	Las Cruces	Miller	4/13/2018	9
Dona Ana County	Administration - PM	Las Cruces	Miller	4/13/2018	6
City of Las Cruces	Public Works	Las Cruces	Miller	4/13/2018	4
City of Albuquerque	Pre-Retirement Seminar	Albuquerque	Puckett	4/13/2018	40
PERA	Pre-Retirement Seminar	Albuquerque	Puckett	4/13/2018	4
City of Albuquerque	Fire Station 1	Albuquerque	Puckett	4/13/2018	4
City of Albuquerque	Fire Station 11	Albuquerque	Puckett	4/13/2018	6
City of Albuquerque	Fire Station 21	Albuquerque	Puckett	4/13/2018	2
Central NM Community College	Health Fair	Albuquerque	Puckett	4/13/2018	100
Department of Health		Santa Fe	Day	4/20/2018	3
Northern NM College	AM	Espanola	Day	4/20/2018	3
Northern NM College	PM	Espanola	Day	4/20/2018	4
City of Santa Fe	Fire Station 3	Santa Fe	Day	4/20/2018	6
City of Santa Fe	Fire Station 16	Santa Fe	Day	4/20/2018	4
City of Sunland Park		Sunland Park	Miller	4/20/2018	8
Department of Transportation		Las Cruces	Miller	4/20/2018	12
Department of Corrections	Western NM Correctional Facility	Grants	Puckett	4/20/2018	13
City of Albuquerque	Municipal Development	Albuquerque	Puckett	4/20/2018	4
City of Albuquerque	Fire station 19	Albuquerque	Puckett	4/20/2018	5
Bernalillo County	Treasurer	Albuquerque	Puckett	4/20/2018	3
Santa Fe County	New Employee Orientation	Santa Fe	Day	4/27/2018	8
City of Santa Fe		Santa Fe	Day	4/27/2018	2
Department of Corrections	NM Penitentiary	Santa Fe	Day	4/27/2018	9
NM Behavioral Health Institute	New Employee Orientation	Las Vegas	Day	4/27/2018	27
NM Behavioral Health Institute	Staff Development	Las Vegas	Day	4/27/2018	6
Highlands University	AM	Las Vegas	Day	4/27/2018	4
Highlands University	PM	Las Vegas	Day	4/27/2018	4
Chaves County	PERA Retirement Seminar	Roswell	Miller	4/27/2018	150
City of Artesia	PERA Retirement Seminar	Artesia	Miller	4/27/2018	13
City of Hobbs	PERA Retirement Seminar	Hobbs	Miller	4/27/2018	50
City of Carlsbad	PERA Retirement Seminar	Carlsbad	Miller	4/27/2018	75
City of Las Cruces	PERA Retirement Seminar	Las Cruces	Miller	4/27/2018	30
Nuestro Valores Charter School		Albuquerque	Puckett	4/27/2018	3
Bernalillo County	Treasurer	Albuquerque	Puckett	4/27/2018	4
City of Albuquerque	Human Resources	Albuquerque	Puckett	4/27/2018	5
City of Grants	Fire Command	Grants	Puckett	4/27/2018	8
Environment Department		Santa Fe	Day	5/4/2018	3
Department of Corrections	NM Penitentiary	Santa Fe	Day	5/4/2018	9
San Juan County	AM	Aztec	Day	5/4/2018	5
San Juan County	PM	Aztec	Day	5/4/2018	5
City of Farmington	Parks and Recreation	Farmington	Day	5/4/2018	5
City of Farmington	Municipal Operations Center	Farmington	Day	5/4/2018	8
City of Farmington	East Annex	Farmington	Day	5/4/2018	3
City of Farmington	Fire Station 1	Farmington	Day	5/4/2018	4
City of Farmington	Fire Station 4	Farmington	Day	5/4/2018	4
City of Farmington	Fire Station 3	Farmington	Day	5/4/2018	2
City of Farmington	City Hall	Farmington	Day	5/4/2018	5
City of Farmington	West Annex	Farmington	Day	5/4/2018	5
City of Las Cruces	Police Records	Las Cruces	Miller	5/4/2018	2
Chaves County	Administration	Roswell	Miller	5/4/2018	6

Chaves County	Detention	Roswell	Miller	5/4/2018	23
Chaves County	Roads	Roswell	Miller	5/4/2018	18
Department of Corrections	Roswell Correctional Facility	Roswell	Miller	5/4/2018	23
City of Grants	City Hall	Grants	Puckett	5/4/2018	7
City of Grants	Police	Grants	Puckett	5/4/2018	6
City of Grants	Senior Center	Grants	Puckett	5/4/2018	7
Albuquerque Public Schools	Jefferson Middle School	Albuquerque	Puckett	5/4/2018	3
Bernalillo County	Fire Command	Albuquerque	Puckett	5/4/2018	6
Department of Transportation	New Employee Orientation	Santa Fe	Day	5/11/2018	6
Santa Fe County	New Employee Orientation	Santa Fe	Day	5/11/2018	14
City of Santa Fe	New Employee Orientation	Santa Fe	Day	5/11/2018	16
Department of Corrections	NM Penitentiary	Santa Fe	Day	5/11/2018	8
Department of Health	New Employee Orientation	Santa Fe	Day	5/11/2018	12
Department of Corrections	New Employee Orientation	Santa Fe	Day	5/11/2018	8
Administrative Office of the Courts	3rd Judicial District Court	Las Cruces	Miller	5/11/2018	9
Department of Health	Public Health Regional Office	Las Cruces	Miller	5/11/2018	15
Department of Transportation		Las Cruces	Miller	5/11/2018	4
Department of Corrections		Las Cruces	Miller	5/11/2018	3
Albuquerque Bernalillo County Water Utility Authority	Open Enrollment	Albuquerque	Puckett	5/11/2018	20
City of Tucumcari	Visitors Center	Albuquerque	Puckett	5/11/2018	6
PERA	Retirement Seminar	Albuquerque	Puckett	5/11/2018	6
Taxation and Revenue Department	New Employee Orientation	Albuquerque	Puckett	5/11/2018	7
Department of Corrections	Central NM Correctional Facility	Los Lunas	Puckett	5/11/2018	43
Human Services Department		Santa Fe	Day	5/18/2018	2
Department of Corrections	NM Penitentiary	Santa Fe	Day	5/18/2018	5
Department of Transportation		Santa Fe	Day	5/18/2018	12
Human Services Department	Pollon Plaza	Santa Fe	Day	5/18/2018	21
Department of Transportation		Santa Fe	Day	5/18/2018	12
Village of Cimarron		Cimarron	Day	5/18/2018	2
Office of the State Engineer		Cimarron	Day	5/18/2018	3
Energy Minerals and Natural Resources Department	Forestry Division	Cimarron	Day	5/18/2018	2
Village of Eagle Nest		Eagle Nest	Day	5/18/2018	2
Village of Angel Fire		Angel Fire	Day	5/18/2018	2
Department of Transportation		Ojo Caliente	Day	5/18/2018	2
Department of Transportation	Region Design Office	Las Cruces	Miller	5/18/2018	2
Dona Ana County	Open Enrollment	Las Cruces	Miller	5/18/2018	90
Dona Ana County	Open Enrollment	Las Cruces	Miller	5/18/2018	15
Bernalillo County	Metropolitan Detention Center - Open Enrollment	Albuquerque	Puckett	5/18/2018	50
Bernalillo County	Metropolitan Detention Center - Open Enrollment	Albuquerque	Puckett	5/18/2018	40
Bernalillo County	Youth Services - Open Enrollment	Albuquerque	Puckett	5/18/2018	25
Bernalillo County	Civic Plaza - Health Fair	Albuquerque	Puckett	5/18/2018	110
Town of Los Lunas	Police	Los Lunas	Puckett	5/18/2018	43
Bernalillo County	Union Station - Open Enrollment	Albuquerque	Puckett	5/18/2018	18
Albuquerque Bernalillo County Water Utility Authority	Reclamation - Open Enrollment	Albuquerque	Puckett	5/18/2018	40
Bernalillo County	Public Works - Open Enrollment	Albuquerque	Puckett	5/18/2018	40
Village of Edgewood	Benefits Fair	Edgewood	Puckett	5/18/2018	13
Santa Fe County	New Employee Orientation	Santa Fe	Day	5/25/2018	3
Rio Arriba County	PERA Retirement Seminar	Espanola	Day	5/25/2018	13
Rio Arriba County	PERA Retirement Seminar	Espanola	Day	5/25/2018	15
Department of Corrections	NM Penitentiary	Santa Fe	Day	5/25/2018	13
NM Behavioral Health Institute	New Employee Orientation	Las Vegas	Day	5/25/2018	6
NM Behavioral Health Institute	Staff Development	Las Vegas	Day	5/25/2018	5
Town of Springer	Benefits Fair	Springer	Day	5/25/2018	10
Department of Transportation		Springer	Day	5/25/2018	4
Department of Transportation		Wagon Mound	Day	5/25/2018	4
Miners Colfax Medical Center	Acute Care	Raton	Day	5/25/2018	9
Miners Colfax Medical Center	Long Term Care	Raton	Day	5/25/2018	4
Otero County	Administration	Alamogordo	Miller	5/25/2018	8
Otero County	Administration	Alamogordo	Miller	5/25/2018	5
Otero County	Roads	Alamogordo	Miller	5/25/2018	30
Otero County	Administration	Alamogordo	Miller	5/25/2018	8
Otero County	Administration	Alamogordo	Miller	5/25/2018	3
Otero County	Sheriff	Alamogordo	Miller	5/25/2018	7
Otero County	Administration	Alamogordo	Miller	5/25/2018	6
Otero County	Administration	Alamogordo	Miller	5/25/2018	4
Otero County	Detention	Alamogordo	Miller	5/25/2018	12
Otero County	Administration	Alamogordo	Miller	5/25/2018	3
Department of Transportation		Socorro	Miller	5/25/2018	6
Socorro Soil and Water Conservation District		Socorro	Miller	5/25/2018	6
NM Fire Academy		Socorro	Miller	5/25/2018	2
Energy Minerals and Natural Resources Department	Forestry Division	Socorro	Miller	5/25/2018	2
Village of Corona		Corona	Miller	5/25/2018	2
City of Albuquerque	Pino yards - Open Enrollment	Albuquerque	Puckett	5/25/2018	35
Middle Rio Grande Conservancy District	Open Enrollment	Socorro	Puckett	5/25/2018	23

City of Albuquerque	Transit - Open Enrollment	Albuquerque	Puckett	5/25/2018	12
Albuquerque Bernalillo County Water Utility Authority	Reclamation - Open Enrollment	Albuquerque	Puckett	5/25/2018	11
Bernalillo County	Fire Station 35	Albuquerque	Puckett	5/25/2018	5
City of Albuquerque	Aviation - Open Enrollment	Albuquerque	Puckett	5/25/2018	19
Bernalillo County	Union Station - Open Enrollment	Albuquerque	Puckett	5/25/2018	30
City of Albuquerque	Fire Station 20	Albuquerque	Puckett	5/25/2018	4
City of Albuquerque	Pino yards - Open Enrollment	Albuquerque	Puckett	5/25/2018	10
Bernalillo County	Public Works - Open Enrollment	Albuquerque	Puckett	5/25/2018	35
City of Albuquerque	Transit Daytona - Open Enrollment	Albuquerque	Puckett	5/25/2018	15
Rio Arriba County		Tierra Amarilla	Day	6/1/2018	15
Department of Transportation		Tierra Amarilla	Day	6/1/2018	3
Department of Transportation	AM	Santa Fe	Day	6/1/2018	6
Department of Transportation	PM	Santa Fe	Day	6/1/2018	5
Children Youth and Families Department	Protective Services	Roswell	Miller	6/1/2018	7
City of Roswell	Streets	Roswell	Miller	6/1/2018	2
Office of the State Engineer		Roswell	Miller	6/1/2018	7
Department of Corrections	Probation and Parole	Roswell	Miller	6/1/2018	8
Children Youth and Families Department		Roswell	Miller	6/1/2018	6
Department of Health		Roswell	Miller	6/1/2018	9
Department of Health	Public Health	Roswell	Miller	6/1/2018	6
Human Services Department	Income Support	Roswell	Miller	6/1/2018	7
Department of Transportation		Roswell	Miller	6/1/2018	5
Department of Health	Sunset	Roswell	Miller	6/1/2018	6
Department of Public Safety		Roswell	Miller	6/1/2018	11
Human Services Department	Child Enforcement	Roswell	Miller	6/1/2018	25
City of Sunland Park		Sunland Park	Miller	6/1/2018	6
Bernalillo County	Metropolitan Detention Center - Open Enrollment	Albuquerque	Puckett	6/1/2018	35
Bernalillo County	Youth Services - Open Enrollment	Albuquerque	Puckett	6/1/2018	10
Bernalillo County	Metropolitan Detention Center - Open Enrollment	Albuquerque	Puckett	6/1/2018	40
Middle Rio Grande Conservancy District	Open Enrollment	Belen	Puckett	6/1/2018	18
City of Albuquerque	Pino yards - Open Enrollment	Albuquerque	Puckett	6/1/2018	20
Village of Los Lunas	Rail Runner Office	Los Lunas	Puckett	6/1/2018	4
City of Albuquerque	Convention Center - Open Enrollment	Albuquerque	Puckett	6/1/2018	70
City of Albuquerque	Solid Waste - Open Enrollment	Albuquerque	Puckett	6/1/2018	13
Department of Transportation	New Employee Orientation	Santa Fe	Day	6/8/2018	4
Santa Fe County	New Employee Orientation	Santa Fe	Day	6/8/2018	9
City of Santa Fe	New Employee Orientation	Santa Fe	Day	6/8/2018	8
Department of Corrections	NM Penitentiary	Santa Fe	Day	6/8/2018	7
Department of Public Safety	State Police	Santa Fe	Day	6/8/2018	26
Human Services Department	AM	Santa Fe	Day	6/8/2018	6
Human Services Department	PM	Santa Fe	Day	6/8/2018	3
Department of Corrections	Probation and Parole	Hobbs	Miller	6/8/2018	10
City of Hobbs	City Hall	Hobbs	Miller	6/8/2018	8
Human Services Department		Hobbs	Miller	6/8/2018	10
Children Youth and Families Department		Hobbs	Miller	6/8/2018	5
Department of Health		Hobbs	Miller	6/8/2018	5
Department of Transportation		Hobbs	Miller	6/8/2018	8
City of Alamogordo	PERA Retirement Seminar	Alamogordo	Miller	6/8/2018	100
Administrative Office of the District Attorney	5th Judicial District	Artesia	Miller	6/8/2018	75
Department of Transportation		Carrizozo	Miller	6/8/2018	3
Village of Ruidoso		Ruidoso	Miller	6/8/2018	22
Middle Rio Grande Conservancy District	Open Enrollment	Albuquerque	Puckett	6/8/2018	25
Middle Rio Grande Conservancy District	Open Enrollment	Albuquerque	Puckett	6/8/2018	40
Middle Rio Grande Conservancy District	Open Enrollment	Cochiti	Puckett	6/8/2018	16
Guadalupe County	Open Enrollment	Santa Rosa	Puckett	6/8/2018	10
Sandoval County	Open Enrollment	Bernalillo	Puckett	6/8/2018	50
City of Albuquerque	Transit - Open Enrollment	Albuquerque	Puckett	6/8/2018	15
City of Albuquerque	Solid Waste - Open Enrollment	Albuquerque	Puckett	6/8/2018	14
City of Albuquerque	Convention Center - Open Enrollment	Albuquerque	Puckett	6/8/2018	13
Department of Transportation		Santa Fe	Day	6/15/2018	5
Department of Transportation	New Employee Orientation	Santa Fe	Day	6/15/2018	6
Department of Health	New Employee Orientation	Santa Fe	Day	6/15/2018	15
City of Bloomfield	Operations Center	Bloomfield	Day	6/15/2018	3
Village of Aztec		Aztec	Day	6/15/2018	10
City of Bloomfield	Police	Bloomfield	Day	6/15/2018	2
City of Bloomfield	Municipal Building	Bloomfield	Day	6/15/2018	6
Taxation and Revenue Department	New Employee Orientation	Santa Fe	Day	6/15/2018	7
City of Santa Fe	Police	Santa Fe	Day	6/15/2018	3
City of Las Cruces	Fleet Maintenance	Las Cruces	Miller	6/15/2018	15
City of Las Cruces	Transit	Las Cruces	Miller	6/15/2018	12
Workers Compensation Administration	Workers Compensation Administration	Albuquerque	Puckett	6/15/2018	8
PERA	Retirement Seminar	Albuquerque	Puckett	6/15/2018	6
Bernalillo County	Information and Technology	Albuquerque	Puckett	6/15/2018	3
Department of Health	Public Health	Rio Rancho	Puckett	6/15/2018	10

City of Albuquerque	Fire Station 10	Albuquerque	Puckett	6/15/2018	5
Santa Fe County	New Employee Orientation	Santa Fe	Day	6/22/2018	5
NM Behavioral Health Institute	New Employee Orientation	Las Vegas	Day	6/22/2018	13
NM Behavioral Health Institute	Staff Development	Las Vegas	Day	6/22/2018	3
Administrative Office of the District Attorney	8th Judicial District Attorney	Taos	Day	6/22/2018	6
Children Youth and Families Department		Taos	Day	6/22/2018	12
State of NM	Health and Wellness Fair	Santa Fe	Day	6/22/2018	150
Department of Public Safety	State Police	Las Cruces	Miller	6/22/2018	3
City of Las Vegas	Solid Waste	Las Cruces	Miller	6/22/2018	15
Department of Corrections	Probation and Parole	Las Cruces	Miller	6/22/2018	9
City of Las Cruces	Parks and Recreation	Las Cruces	Miller	6/22/2018	3
City of Albuquerque	Barelas Community Center	Albuquerque	Puckett	6/22/2018	3
City of Albuquerque	Pre-Retirement Seminar	Albuquerque	Puckett	6/22/2018	50
Bernalillo County	New Employee Orientation	Albuquerque	Puckett	6/22/2018	49
City of Farmington	New Employee Orientation	Farmington	Day	6/29/2018	15
City of Farmington	Police	Farmington	Day	6/29/2018	7
Taxation and Revenue Department		Farmington	Day	6/29/2018	3
Taxation and Revenue Department	Motor Vehicle Division	Farmington	Day	6/29/2018	8
Department of Public Safety	State Police	Carlsbad	Miller	6/29/2018	3
Department of Transportation	Construction	Carlsbad	Miller	6/29/2018	2
Department of Public Safety		Carlsbad	Miller	6/29/2018	3
Environment Department		Carlsbad	Miller	6/29/2018	4
Human Services Department		Carlsbad	Miller	6/29/2018	5
Administrative Office of the District Attorney	5th Judicial District Attorney	Carlsbad	Miller	6/29/2018	2
Department of Public Safety	State Police	Carlsbad	Miller	6/29/2018	2
Town of Loving		Loving	Miller	6/29/2018	4
Department of Transportation	Patrol	Carlsbad	Miller	6/29/2018	2
Public Defender		Carlsbad	Miller	6/29/2018	2
Children Youth and Families Department	Protective Services	Carlsbad	Miller	6/29/2018	2
Children Youth and Families Department	Juvenile Justice	Carlsbad	Miller	6/29/2018	2
Bernalillo County	Fire Command	Albuquerque	Puckett	6/29/2018	3
Bernalillo County	Metropolitan Detention Center	Albuquerque	Puckett	6/29/2018	5
City of Albuquerque	Solid Waste	Albuquerque	Puckett	6/29/2018	8
Bernalillo County	Fire Station 38	Albuquerque	Puckett	6/29/2018	7
Town of Los Lunas	Police	Los Lunas	Puckett	6/29/2018	5

Payout Activity

Payout Activity Summary

- Termination Requests Received by the local Santa Fe office due to Retirement or other Separation from Service.

3Q17	# of Payouts	4Q17	# of Payouts	1Q18	# of Payouts	2Q18	# of Payouts
July	275	October	316	January	315	April	252
August	368	November	317	February	308	May	290
September	360	December	341	March	359	June	326
Total	**1,003**	**Total**	**974**	**Total**	**982**	**Total**	**868**

Unforeseeable Withdrawal Activity

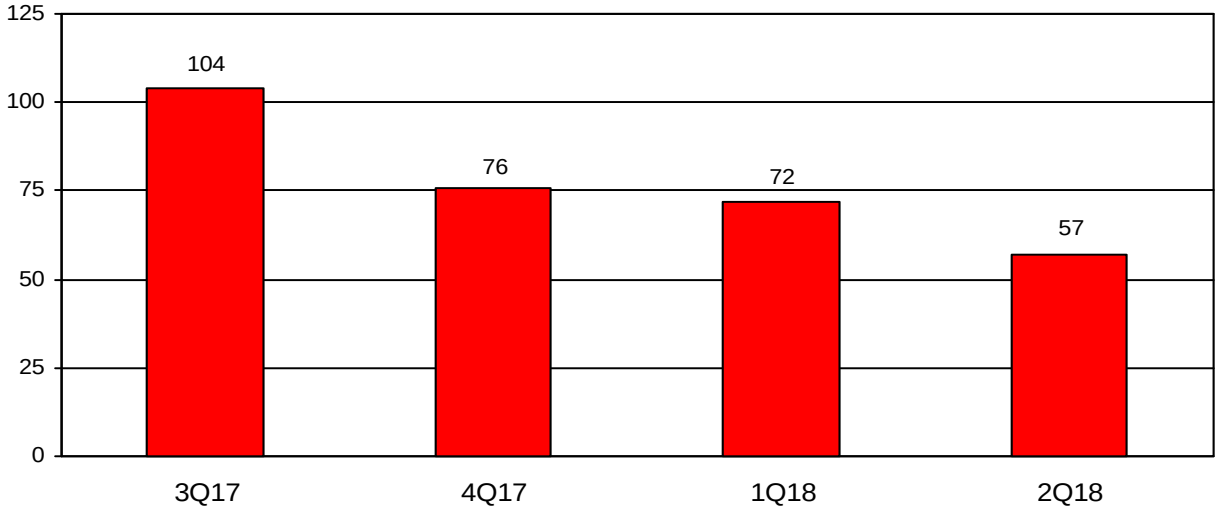

	3Q17	4Q17	1Q18	2Q18
New Requests	104	76	72	57

The unforeseeable withdrawal amount approved for 2Q18 is $145,669.05

Payout Activity

Lump Sum/Non-Systematic Withdrawal Activity

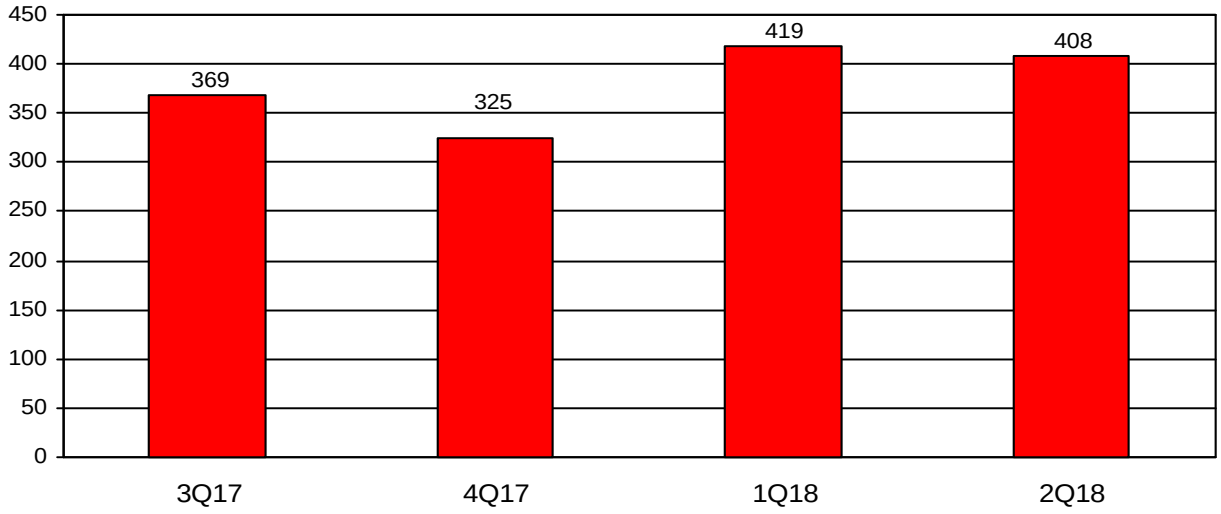

	3Q17	4Q17	1Q18	2Q18
New Requests	369	325	419	408

The lump sum/non-systematic withdrawal amount approved for 2Q18 is $3,415,517.80.

Payout Activity (continued)

Systematic Withdrawal Distribution - Total Dollar Amounts

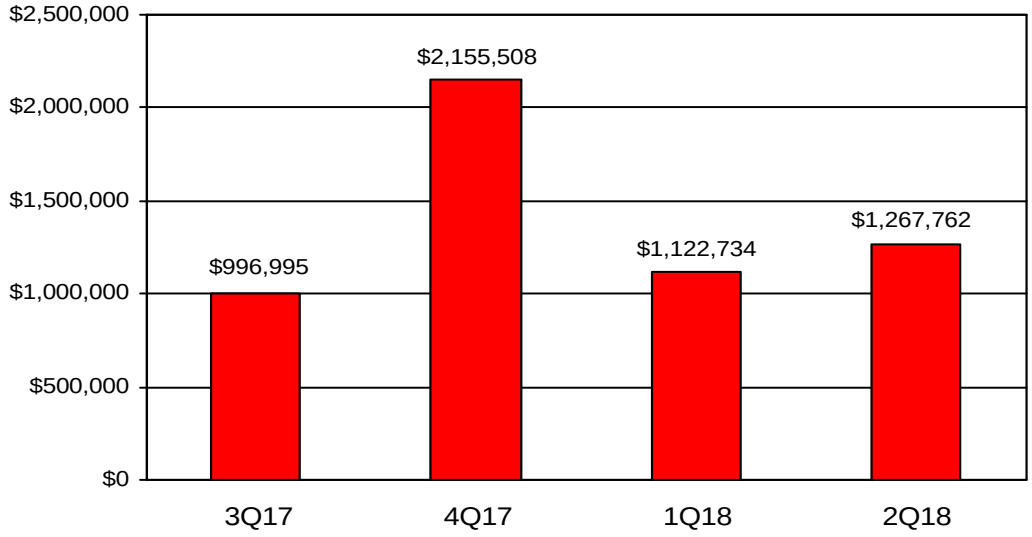

	3Q17	4Q17	1Q18	2Q18
Total Amount Distributed to Participants	$996,995	$2,155,508	$1,122,734	$1,267,762

Systematic Withdrawal Distribution - Total Participants

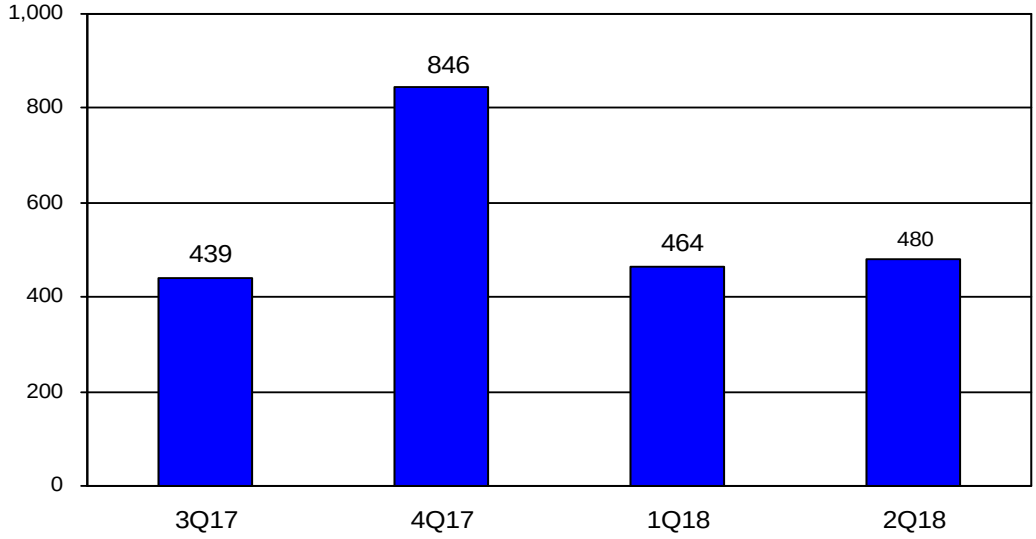

	3Q17	4Q17	1Q18	2Q18
Systematic Withdrawal	439	846	464	480

Payout Activity (continued)

Rollovers In - Total Dollar Amounts

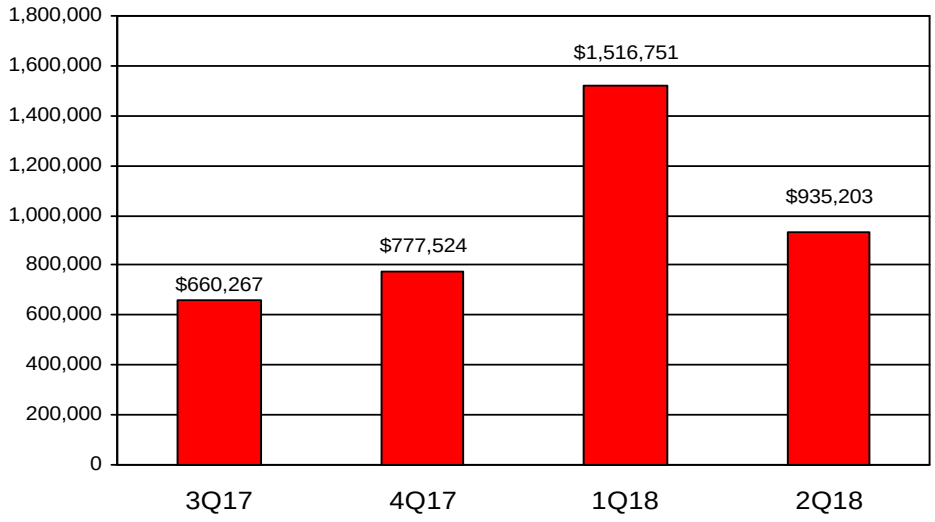

	3Q17	4Q17	1Q18	2Q18
Total Amount of Incoming	$660,267	$777,524	$1,516,751	$935,203

Rollovers In - Total Participants

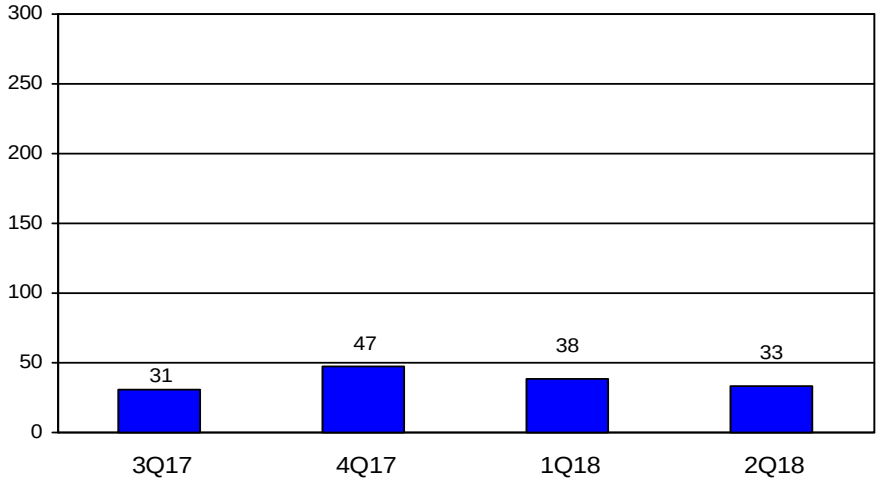

	3Q17	4Q17	1Q18	2Q18
Total Number of Incoming	31	47	38	33

Payout Activity (continued)

Rollovers Out - Total Dollar Amounts

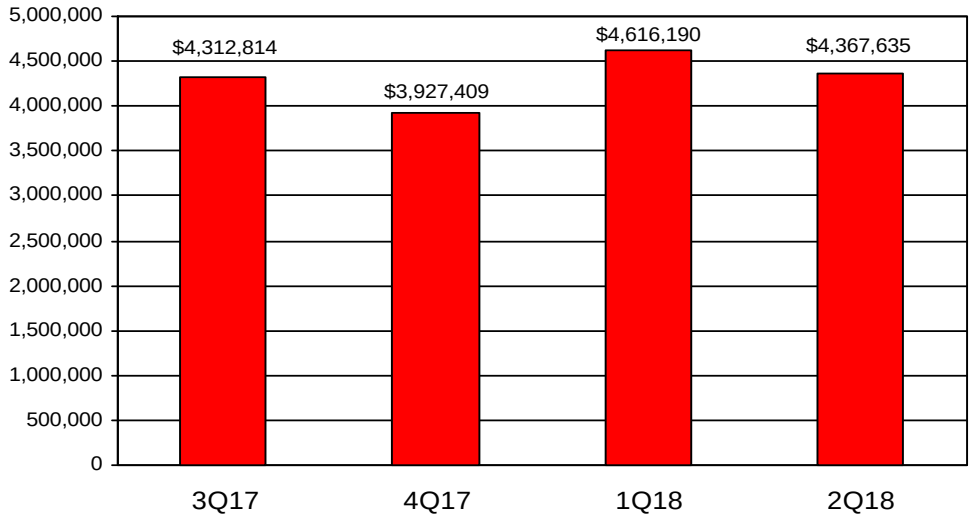

	3Q17	4Q17	1Q18	2Q18
Total Amount Distributed to Outgoing Rollovers	$4,312,814	$3,927,409	$4,616,190	$4,367,635

Rollovers Out - Total Participants

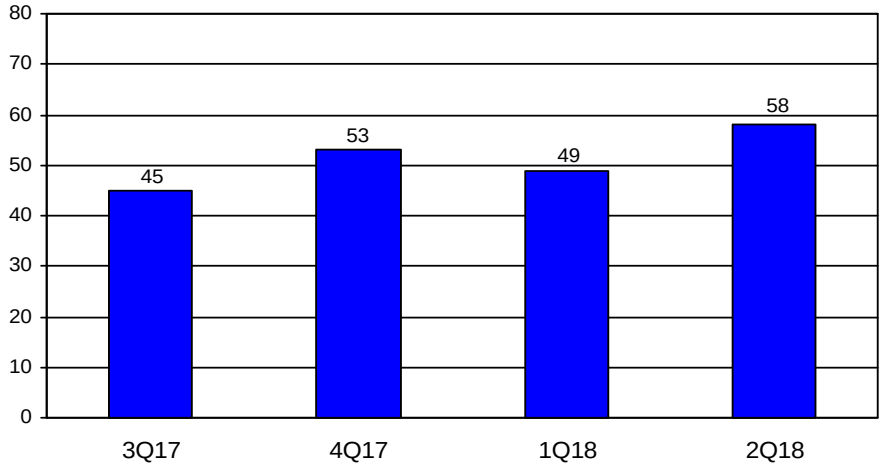

	3Q17	4Q17	1Q18	2Q18
Total Number of Participants with Outgoing Rollovers	45	53	49	58

Payout Activity (continued)

All Loans - Total Dollar Amounts

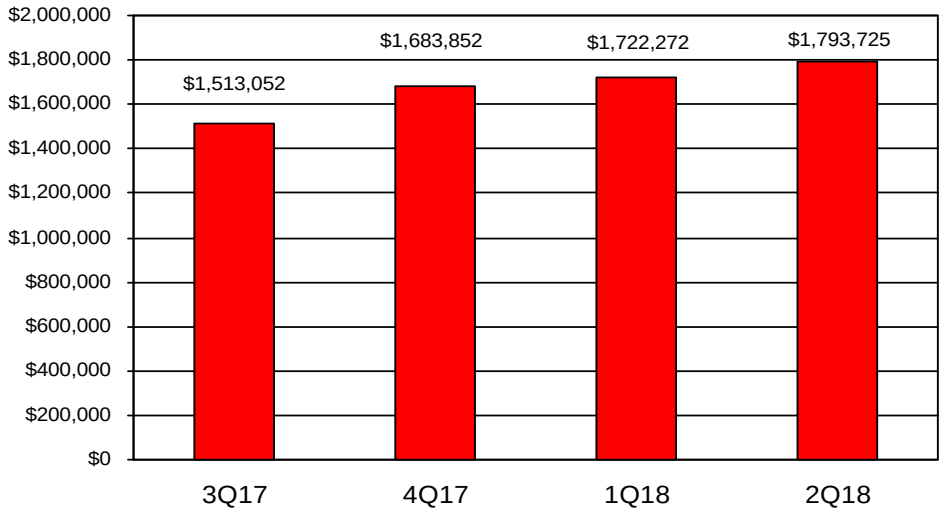

	3Q17	4Q17	1Q18	2Q18
Total Amount Distributed due to Loans	$1,513,052	$1,683,852	$1,722,272	$1,793,725

All Loans - Total Participants

Total Participants With Outstanding Loans = 2,304

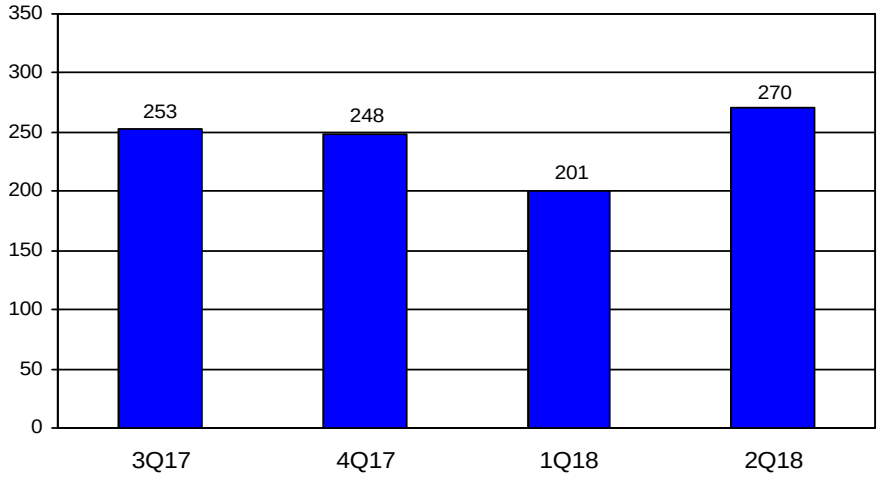

	3Q17	4Q17	1Q18	2Q18
Total Number of Participants who Received Loans	253	248	201	270

Payout Activity (continued)

All Loans - Total Amount of Default Loans

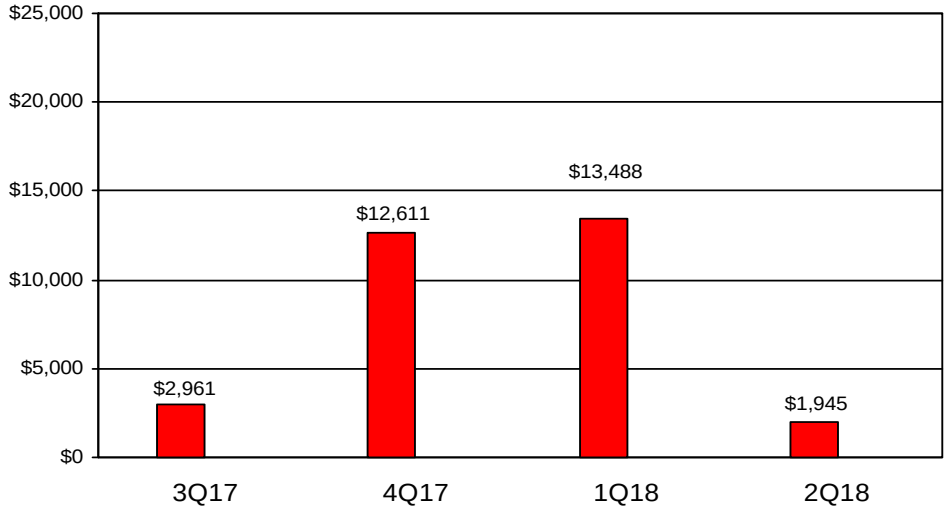

	3Q17	4Q17	1Q18	2Q18
Total Amount of Default Loans	$2,961	$12,611	$13,488	$1,945

All Loans - Total Number of Default Loans

Total Participants With Defaulted Loans = 1,071

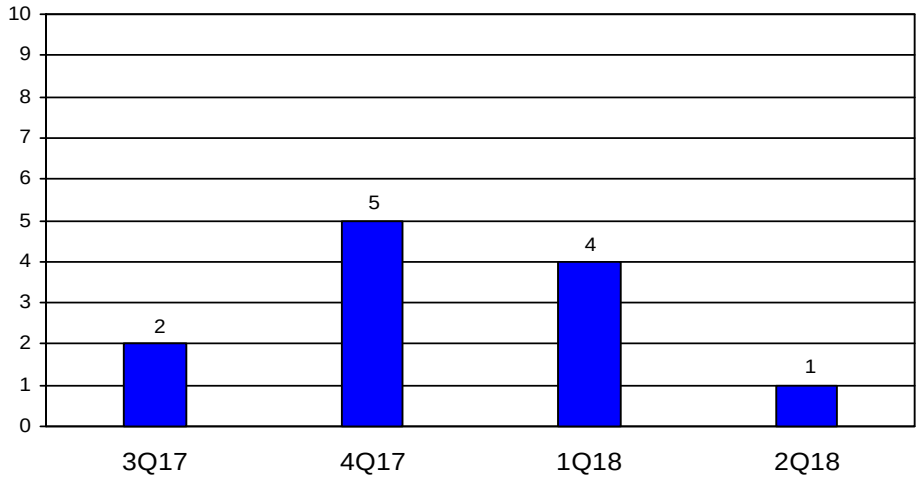

	3Q17	4Q17	1Q18	2Q18
Total Number of Default Loans	2	5	4	1

Payout Activity (continued)

General Purpose Loans - Total Dollar Amounts

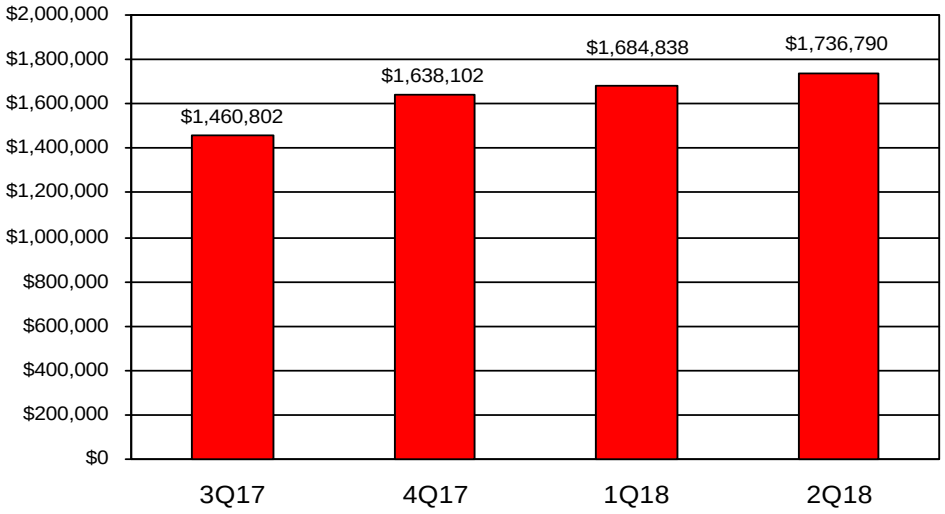

	3Q17	4Q17	1Q18	2Q18
Total Amount Distributed due to General Purpose Loans	$1,460,802	$1,638,102	$1,684,838	$1,736,790

General Purpose Loans - Total Participants

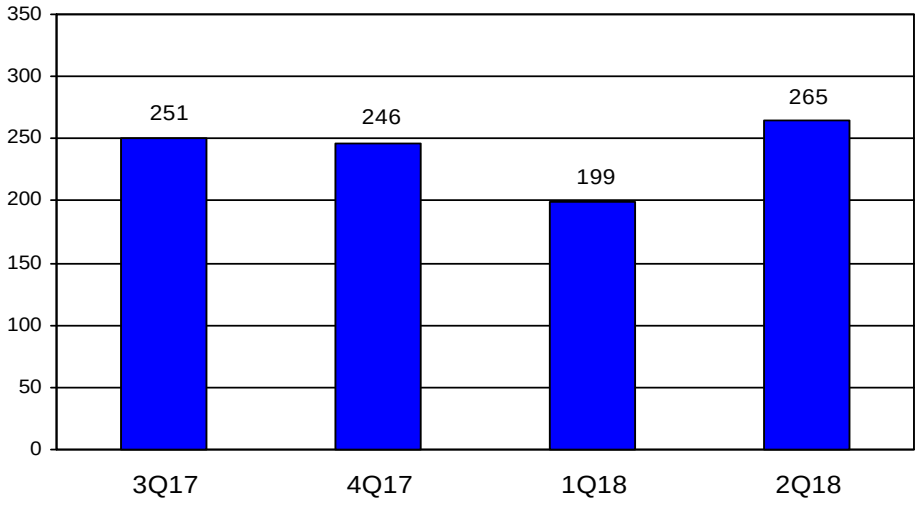

	3Q17	4Q17	1Q18	2Q18
Total Number of Participants who received General Purpose Loans	251	246	199	265

Payout Activity (continued)

Residential Purchase Loans - Total Dollar Amounts

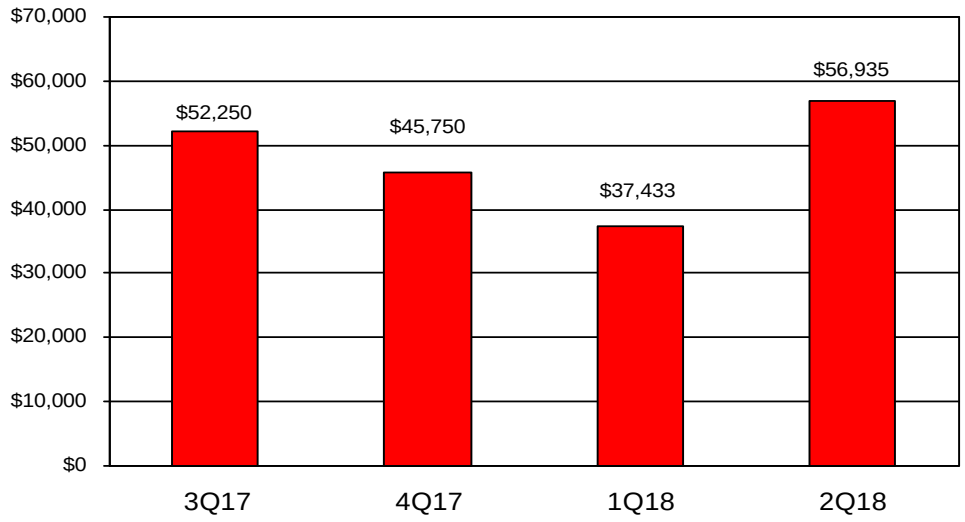

	3Q17	4Q17	1Q18	2Q18
Total Amount Distributed due to Residential Purchase Loans	$52,250	$45,750	$37,433	$56,935

Residential Purchase Loans - Total Participants

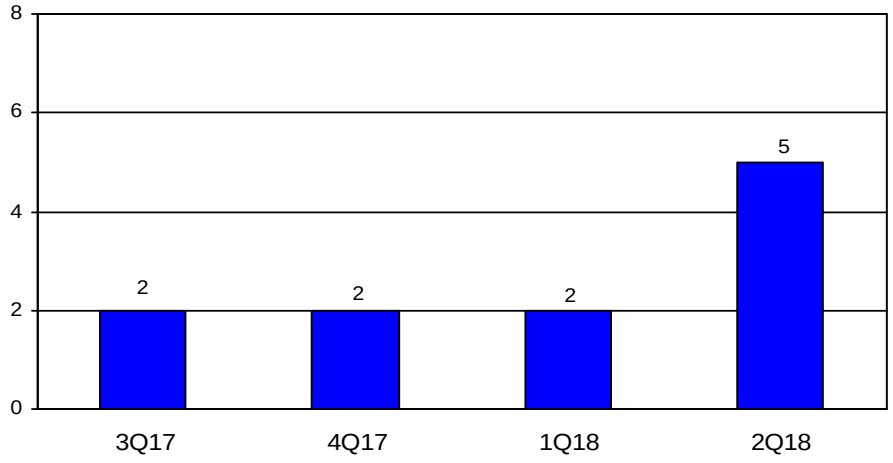

	3Q17	4Q17	1Q18	2Q18
Total Number of Participants who received Residential Purchase Loans	2	2	2	5

Payout Activity (continued)

Self Directed Brokerage Options - Total Dollar Amounts

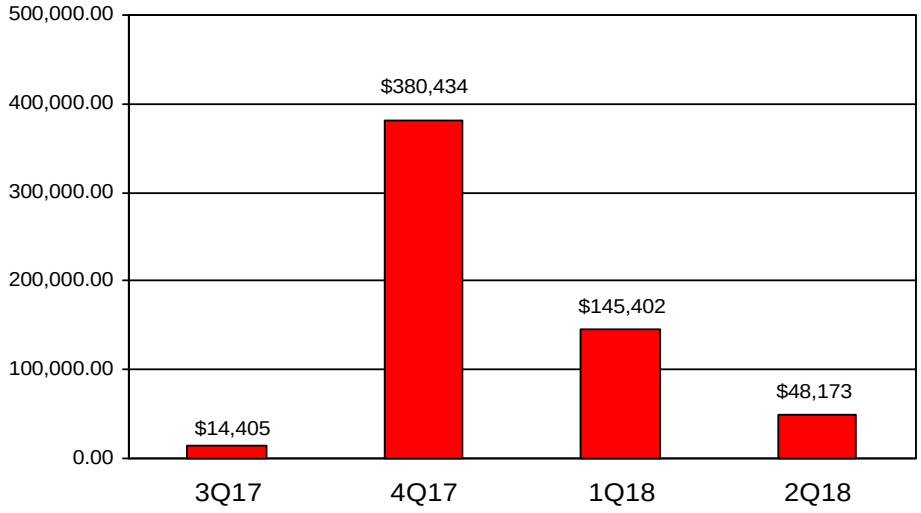

	3Q17	4Q17	1Q18	2Q18
Total Amount Distributed due to Self Directed Brokerage Options	$14,405	$380,434	$145,402	$48,173

Self Directed Brokerage Options - Total Participants

Total Participants With Schwab Account = 54

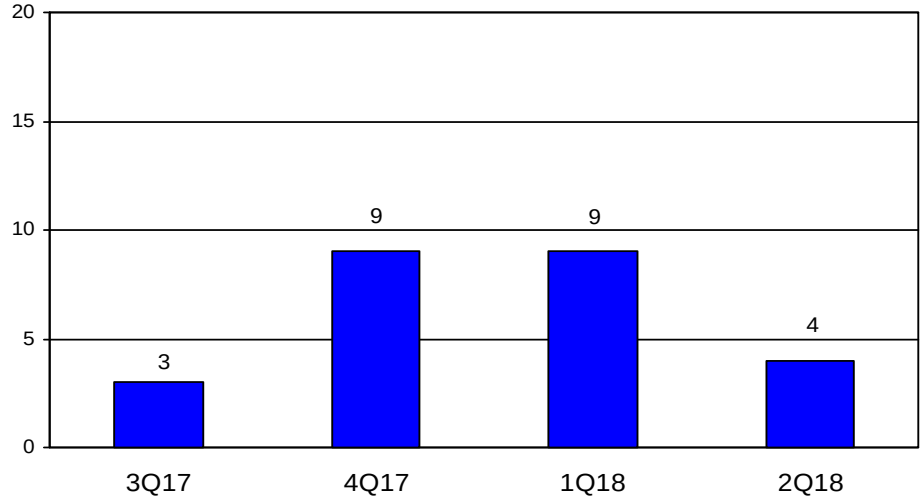

	3Q17	4Q17	1Q18	2Q18
Total Number of Participants who moved funds into the Self Directed Brokerage Option	3	9	9	4

Participant Services

Participant Services Utilization - Participant Statements

-2Q18 statements were mailed on July 20, 2018.

Participant Services Utilization - VRU

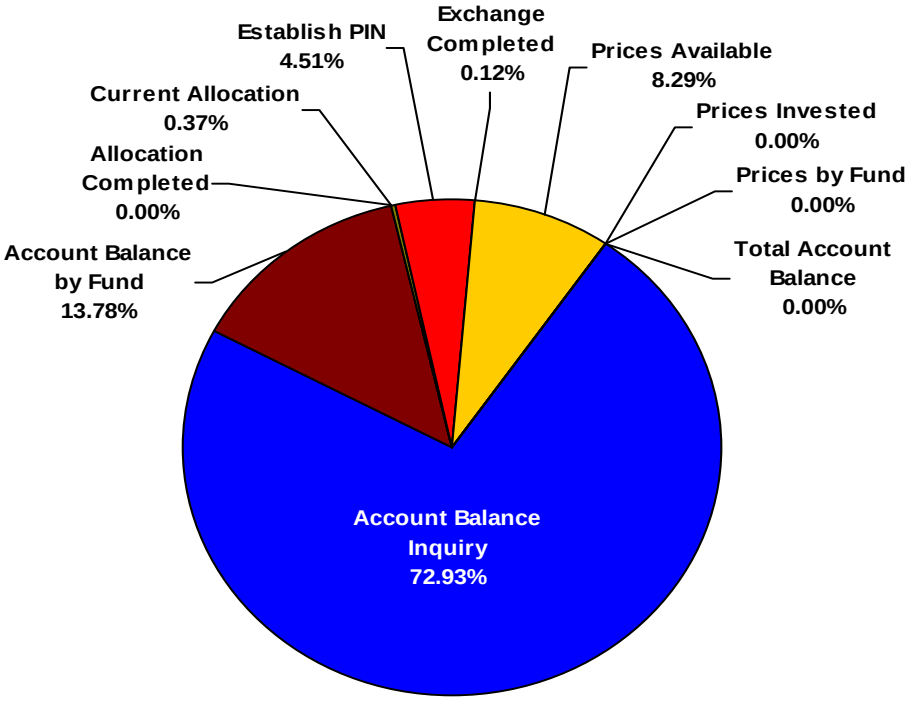

Activity	2Q18 Total	%
Account Balance Inquiry	598	72.93%
Account Balance by Fund	113	13.78%
Allocation Completed	0	0.00%
Current Allocation	3	0.37%
Establish Pin	37	4.51%
Exchange Completed	1	0.12%
Prices Available*	68	8.29%
Prices Invested**	0	0.00%
Prices by Fund	0	0.00%
Total Account Balance	0	0.00%

*Prices Available are the share prices for all investment options offered under the plan.

**Prices Invested are the share prices for those investment options that a participant is invested in.

Participant Services (continued)

Participant Services Utilization - Internet

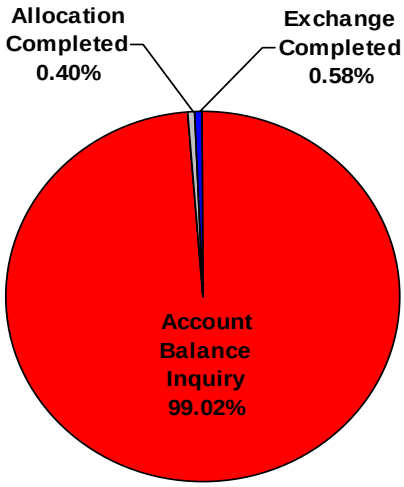

Activity	2Q18 Total	%
Account Balance Inquiry	42,720	99.02%
Allocation Completed	173	0.40%
Exchange Completed	249	0.58%

Participant Services Utilization - Online Advice Tool*

Month	3Q17 Totals	Month	4Q17 Totals	Month	1Q18 Totals	Month	2Q18 Totals
July	0	October	0	January	0	April	0
August	0	November	0	February	0	May	0
September	0	December	0	March	0	June	0
Qtrly Total	**0**	**Qtrly Total**	**0**	**Qtrly Total**	**0**	**Qtrly Total**	**0**

* Reflects total Guidance and Advice log-ins per quarter, not new accounts.

Participant Services (continued)

Participant Services Utilization - Customer Service

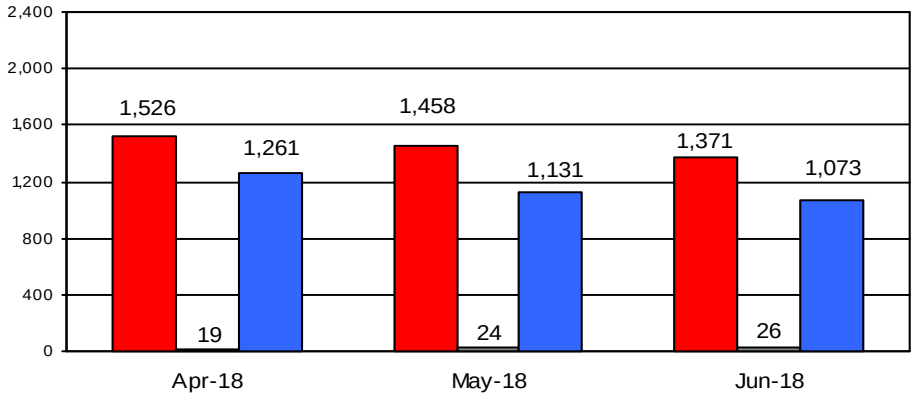

	April 2018	May 2018	June 2018
Calls Received	1,526	1,458	1,371
Calls Abandoned	19	24	26
Calls Answered in 20 Seconds	1,261	1,131	1,073
% in 20 Seconds	82.63%	77.57%	78.26%
Average Speed of Answer in Seconds	00:14	00:21	00:17

Participant Services Utilization - Spanish Customer Service

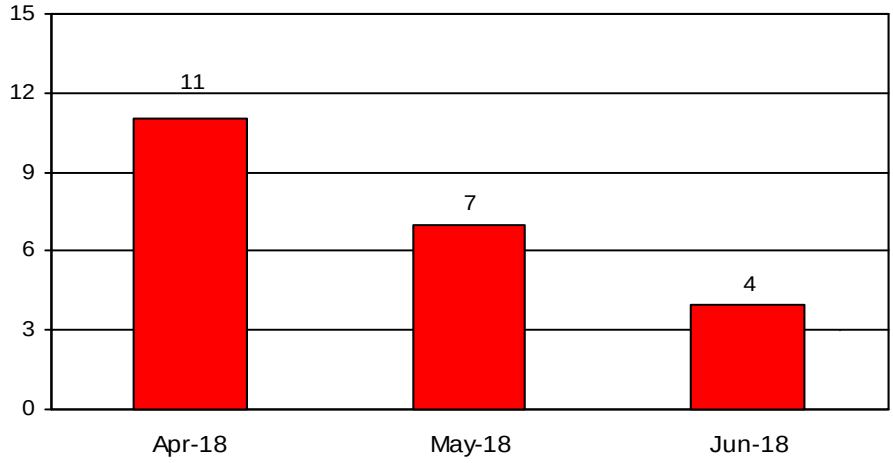

	April 2018	May 2018	June 2018
Calls Received	11	7	4

Participation Statistics

Average Participant Account Balance by Age Group

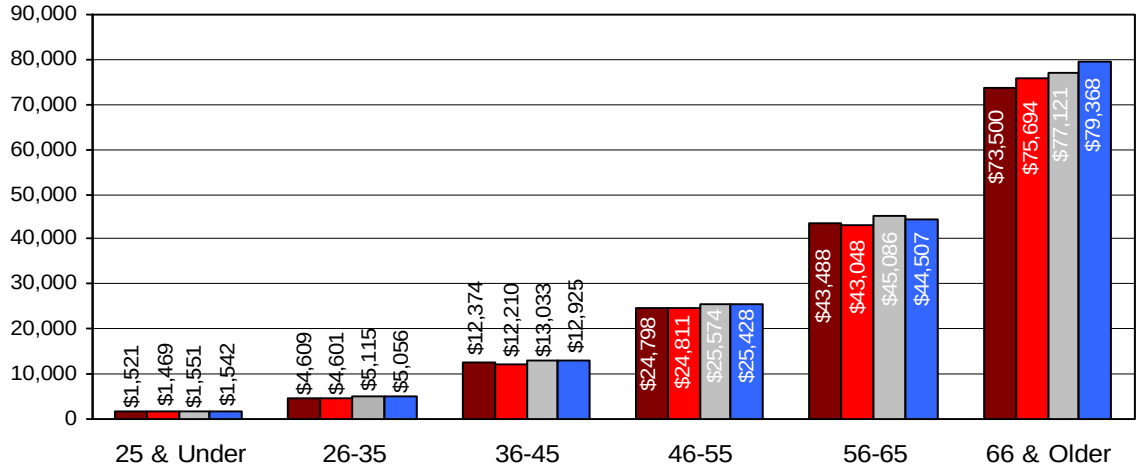

Age Group	3Q17	4Q17	1Q18	2Q18
25 & Under	$1,521	$1,469	$1,551	$1,542
26-35	$4,609	$4,601	$5,115	$5,056
36-45	$12,374	$12,210	$13,033	$12,925
46-55	$24,798	$24,811	$25,574	$25,428
56-65	$43,488	$43,048	$45,086	$44,507
66 & Older	$73,500	$75,694	$77,121	$79,368

Participants with a Balance by Age Group

The average account balance per participant is $27,880.

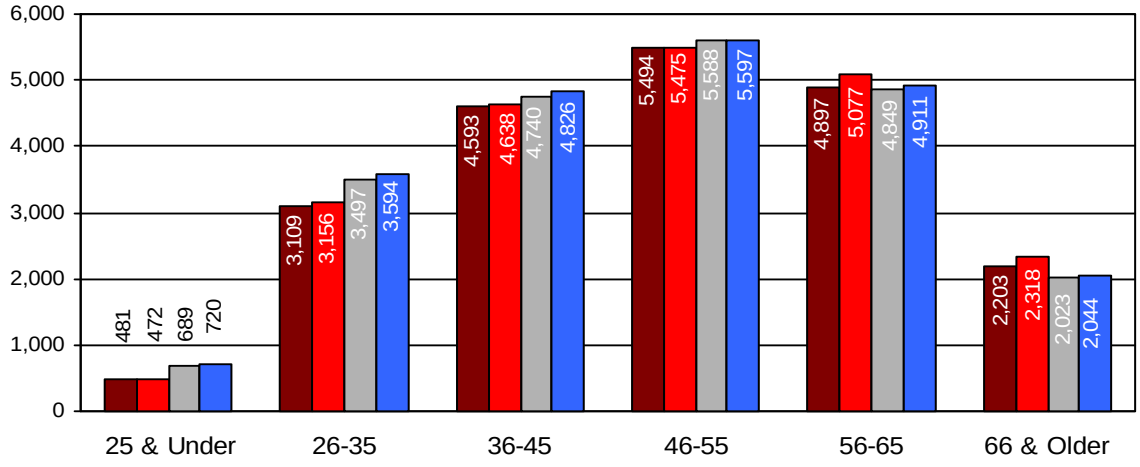

Age Group	3Q17	4Q17	1Q18	2Q18
25 & Under	481	472	689	720
26-35	3,109	3,156	3,497	3,594
36-45	4,593	4,638	4,740	4,826
46-55	5,494	5,475	5,588	5,597
56-65	4,897	5,077	4,849	4,911
66 & Older	2,203	2,318	2,023	2,044

Participation Statistics (continued)

Average Annualized Participant Deferrals by Age Group

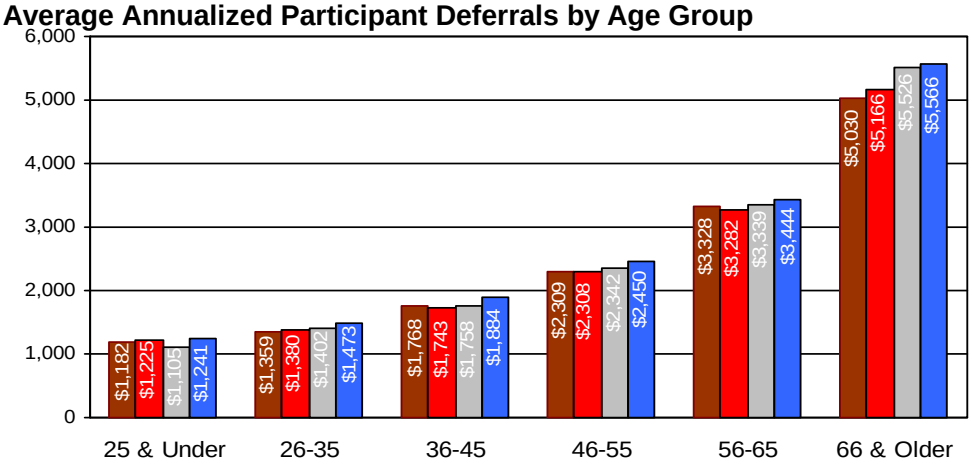

Age Group	3Q17	4Q17	1Q18	2Q18
25 & Under	$1,182	$1,225	$1,105	$1,241
26-35	$1,359	$1,380	$1,402	$1,473
36-45	$1,768	$1,743	$1,758	$1,884
46-55	$2,309	$2,308	$2,342	$2,450
56-65	$3,328	$3,282	$3,339	$3,444
66 & Older	$5,030	$5,166	$5,526	$5,566

Participants Actively Deferring by Age Group

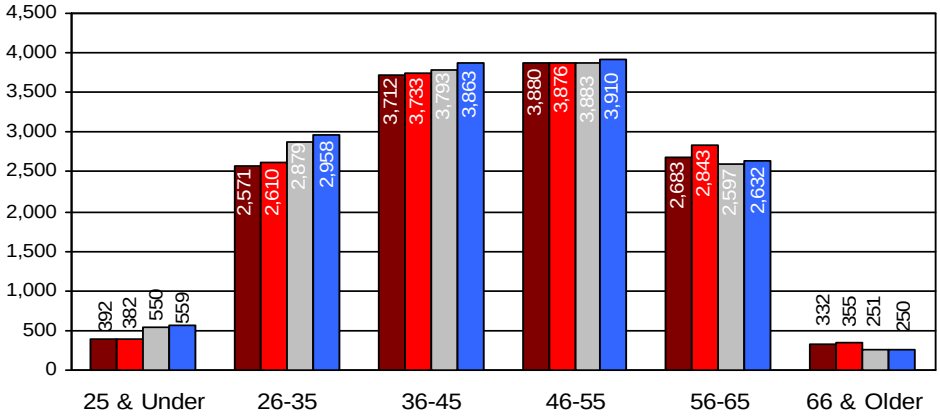

Age Group	3Q17	4Q17	1Q18	2Q18
25 & Under	392	382	550	559
26-35	2,571	2,610	2,879	2,958
36-45	3,712	3,733	3,793	3,863
46-55	3,880	3,876	3,883	3,910
56-65	2,683	2,843	2,597	2,632
66 & Older	332	355	251	250

Participation Statistics (continued)

Participants with a Balance by Asset Range

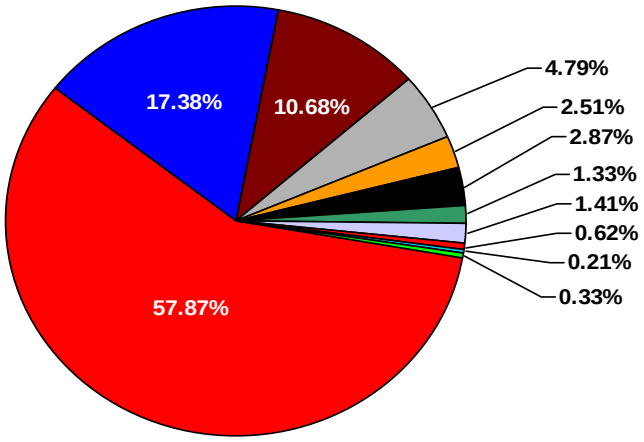

	# of Participants	%		# of Participants	%
Under $10,000	12,553	57.87%	$150,000-$199,999	289	1.33%
$10,000-$24,999	3,770	17.38%	$200,000-$299,999	306	1.41%
$25,000-$49,999	2,317	10.68%	$300,000-$399,999	135	0.62%
$50,000-$74,999	1,039	4.79%	$400,000-$499,999	46	0.21%
$75,000-$99,999	544	2.51%	Over $500,000	71	0.33%
$100,000-$149,999	622	2.87%	**Total**	**21,692**	**100%**

Participants with Balance

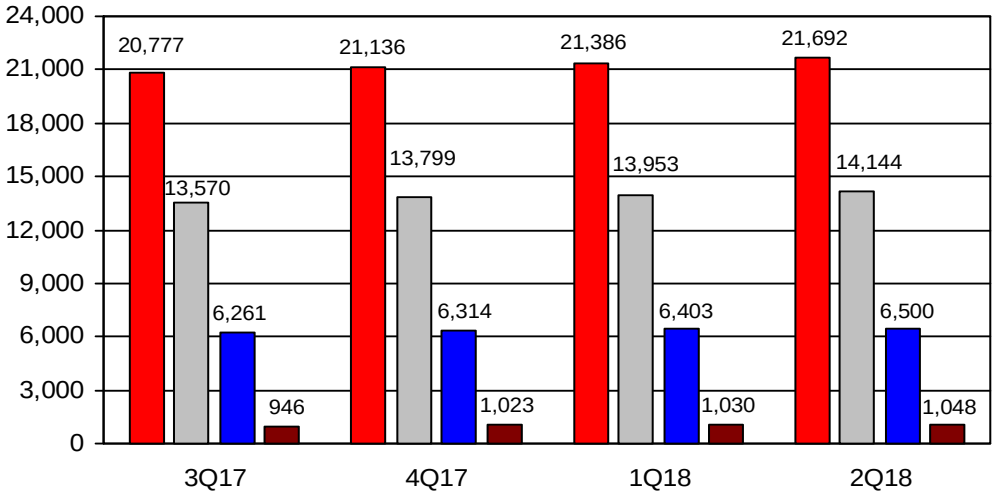

	3Q17	4Q17	1Q18	2Q18
Total Plan Participants	20,777	21,136	21,386	21,692
Currently Contributing	13,570	13,799	13,953	14,144
Not Currently Contributing and not in Payout	6,261	6,314	6,403	6,500
Currently Receiving a Payout	946	1,023	1,030	1,048

Plan Number	Plan Name	Contributing	Non-Contributing	Grand Total
0037962001	NM-PERA NEW MEXICO SCHOOL FOR THE DEAF	18	16	34
0037986001	NM-PERA VILLAGE OF CORONA	4	3	7
0037987001	NM-PERA COUNTY OF SIERRA	27	9	36
0037988001	NM-PERA CATRON COUNTY	3	2	5
0037989001	NM-PERA SAN JUAN COMMUNICATIONS AUTH	14	4	18
0037990001	NM-PERA VILLAGE OF MAGDALENA	1	1	2
0037991001	NM-PERA REGIONAL HOUSING AUTHORITY IV	12	3	15
0037992001	NM-PERA VALENCIA COUNTY	22	12	34
0037993001	NM-PERA RIO ARRIBA COUNTY	53	10	63
0037994001	NM-PERA VILLAGE OF COLUMBUS	0	2	2
0037995001	NM-PERA CITY OF LAS CRUCES	552	134	686
0038129001	NM-PERA CITY OF PORTALES	14	11	25
0038130001	NM-PERA CITY OF TUCUMCARI	6	11	17
0038132001	NM-PERA DE BACA GENERAL HOSPITAL	0	1	1
0038133001	NM-PERA CITY OF GALLUP	141	46	187
0038167001	NM-PERA SAN MIGUEL COUNTY	9	5	14
0038168001	NM-PERA GUADALUPE COUNTY	13	4	17
0038169001	NM-PERA OTERO COUNTY	46	32	78
0038170001	NM-PERA COUNTY OF SOUTHERN SANDOVAL	0	2	2
0038171001	NM-PERA TRUTH-CONSEQUENCES HOUSING AUTH	0	1	1
0038172001	NM-PERA CURRY COUNTY	13	10	23
0038355001	NM-PERA CITY OF ALAMOGORDO	122	49	171
0038356001	NM-PERA EDDY COUNTY	129	34	163
0038383001	NM-PERA CITY OF LAS VEGAS	44	16	60
0038384001	NM-PERA VILLAGE OF JEMEZ SPRINGS	1	0	1
0038385001	NM-PERA CITY OF BLOOMFIELD	19	14	33
0038386001	NM-PERA CENTRAL REGION EDUCATION CO-OP	4	6	10
0038389001	NM-PERA ELEPHANT BUTTE IRRIGATION DIST	28	11	39
0038390001	NM-PERA SANTA FE COUNTY	483	188	671
0038391001	NM-PERA CITY OF LOVINGTON	2	1	3
0038392001	NM-PERA VILLAGE OF SAN JON	3	0	3
0038393001	NM-PERA TOWN OF RED RIVER	9	2	11
0038394001	NM-PERA TOWN OF EDGEWOOD	5	4	9
0038395001	NM-PERA CHAVES COUNTY	116	52	168
0038537001	NM-PERA LUNA COMMUNITY COLLEGE	1	2	3
0038562001	NM-PERA PENASCO INDEPEND SCHOOL SYSTEM	0	1	1
0038563001	NM-PERA LAS VEGAS CITY SCHOOLS	0	3	3
0038564001	NM-PERA COUNTY OF GRANT	42	13	55
0038565001	NM-PERA LEA COUNTY	84	24	108
0038566001	NM-PERA N.M. INSTITUTE OF MINING & TECH	24	28	52
0038567001	NM-PERA QUAY COUNTY	11	3	14
0038568001	NM-PERA COUNTY OF LINCOLN	31	11	42
0038569001	NM-PERA CITY OF RATON	7	2	9
0038570001	NM-PERA VILLAGE OF LOS RANCHOS	0	1	1
0038571001	NM-PERA NEW MEXICO HIGHLANDS UNIVERSITY	30	12	42
0038572001	NM-PERA CITY OF TRUTH OR CONSEQUENCES	8	2	10
0038573001	NM-PERA VILLAGE OF TULAROSA	3	2	5
0038574001	NM-PERA CITY OF GRANTS	29	14	43
0038710001	NM-PERA STATE OF NM DEPT OF FIN & ADMIN	7,327	4,653	11,980
0038711001	NM-PERA CARRIER TINGLEY HOSPITAL	0	1	1
0038712001	NM-PERA NEW MEXICO STATE FAIR COMM	0	17	17

Plan Number	Plan Name	Contributing	Non-Contributing	Grand Total
0038714001	NM-PERA SANTA FE PUBLIC SCHOOLS	0	11	11
0038716001	NM-PERA CITY OF CARLSBAD	186	72	258
0038744001	NM-PERA TOWN OF SILVER CITY	67	23	90
0038745001	NM-PERA MORA COUNTY	1	1	2
0038746001	NM-PERA CITY OF HOBBS	161	76	237
0038747001	NM-PERA COLFAX COUNTY	4	1	5
0038749001	NM-PERA HIGH PLAINS REG. COOPERATIVE #3	4	6	10
0038750001	NM-PERA CENTRAL NM COMMUNITY COLLEGE CNM	85	127	212
0038752001	NM-PERA ROOSEVELT COUNTY	5	4	9
0038753001	NM-PERA VILLAGE OF RUIDOSO	8	3	11
0038932001	NM-PERA SANTA FE COMMUNITY COLLEGE	3	12	15
0038933001	NM-PERA TOWN OF TAOS	20	10	30
0038934001	NM-PERA LUNA COUNTY	75	34	109
0038935001	NM-PERA SANTA FE COUNTY HOUSING AUTH	0	3	3
0038936001	NM-PERA VILLAGE OF ANGEL FIRE	1	1	2
0038937001	NM-PERA MESILLA VALLEY PUBLIC HOUSING AUTHORITY	6	8	14
0038938001	NM-PERA NM REGION IX EDUCATION CO-OP	21	8	29
0038939001	NM-PERA CITY OF ARTESIA	27	15	42
0038940001	NM-PERA RUIDOSO DOWNS	9	4	13
0038943001	NM-PERA CITY OF SANTA FE	646	217	863
0038944001	NM-PERA VILLAGE OF CUBA	5	0	5
0038945001	NM-PERA VILLAGE OF LOVING	4	0	4
0038947001	NM-PERA ALBUQUERQUE PUBLIC SCHOOLS	293	196	489
0039093001	NM-PERA NO CENTRAL N.M. ECON DVPT DEPT	2	12	14
0039094001	NM-PERA SAN JUAN COUNTY	119	43	162
0039095001	NM-PERA MCKINLEY COUNTY	36	10	46
0039120001	NM-PERA SOUTHWEST COUNCIL OF GOV	1	4	5
0039121001	NM-PERA CITY OF AZTEC	14	9	23
0039122001	NM-PERA CITY OF ALBUQUERQUE	717	437	1,154
0039123001	NM-PERA VILLAGE OF LOS LUNAS	49	18	67
0039124001	NM-PERA TOWN OF ESTANCIA	3	2	5
0039127001	NM-PERA ARCH HURLEY CONSERVANCY DISTRICT	0	1	1
0039128001	NM-PERA CITY OF MORIARTY	9	4	13
0039129001	NM-PERA NM REGION IX HEADSTART	0	2	2
0039130001	NM-PERA NEW MEXICO DCP	0	3	3
0039131001	NM-PERA SOCORRO COUNTY	6	10	16
0039132001	NM-PERA CITY OF EUNICE	6	2	8
0039133001	NM-PERA NORTH CENTRAL REG TRANSIT DIST	5	4	9
0039134001	NM-PERA TOWN OF MESILLA	7	2	9
0039135001	NM-PERA CITY OF SUNLAND PARK	25	9	34
0039287001	NM-PERA CITY OF SOCORRO	14	10	24
0039288001	NM-PERA CITY OF FARMINGTON	221	98	319
0039289001	NM-PERA CITY OF ESPANOLA	49	10	59
0039290001	NM-PERA SOUTHEASTERN N.M. ECON DEV DIST	0	4	4
0039315001	NM-PERA NORTHERN NEW MEXICO COLLEGE	13	10	23
0039319001	NM-PERA VILLAGE OF CLOUDCROFT	1	0	1
0039320001	NM-PERA SCHOOL FOR THE BLIND & VIS IMPRD	26	6	32
0039680001	NM-PERA HIDALGO COUNTY	3	4	7
0040240001	NM-PERA DONA ANA COUNTY	220	65	285
0040900001	NM-PERA VILLAGE OF QUESTA	2	2	4
0041240001	NM-PERA UNION COUNTY	4	0	4

Plan Number	Plan Name	Contributing	Non-Contributing	Grand Total
0042100001	NM-PERA VILLAGE OF TAOS SKI VALLEY	13	3	16
0042860001	NM-PERA SOCORRO SOIL AND WATER CONSERVATION DIST	2	0	2
0043080001	NM-PERA TAOS COUNTY	58	12	70
0043240001	NM-PERA SOUTH CENTRAL COUNCIL OF GOVERNMENTS	6	2	8
0043260001	NM-PERA NORTH CENTRAL SOLID WASTE AUTHORITY	17	5	22
0043960001	NM-PERA CITY OF DEMING	15	8	23
0044160001	NM-PERA TORRANCE COUNTY	11	3	14
0044340001	NM-PERA SANDOVAL COUNTY	28	10	38
0045300001	NM-PERA BERNALILLO COUNTY	913	277	1,190
0046584001	NM-PERA THE DISCIPLINARY BOARD - NM SUPREME COURT	3	0	3
0046830001	NM-PERA ELDORADO AREA WATER & SANITATION DISTRICT	1	0	1
0046850001	NM-PERA ALBUQUERQUE BERNALILLO CO WATER UTIL DIST	120	20	140
0046990001	NM-PERA GRANT COUNTY SOLID WASTE AUTHORITY	10	3	13
0048430001	NM-PERA TAOS SOIL & WATER CONSERVATION DIST	4	1	5
0049710001	NM-PERA EAST TORRANCE SWCD	1	0	1
0050230001	NM-PERA SANTA CLARA HOUSING AUTHORITY	1	0	1
0051770001	NM-PERA EMW GAS ASSOCIATION	6	0	6
0051930001	NM-PERA HARDING COUNTY	3	2	5
0052390001	NM-PERA REGIONAL EMERGENCY DISPATCH AUTHORITY	4	0	4
0052391001	NM-PERA VILLAGE OF SANTA CLARA	1	2	3
0052690001	NM-PERA VILLAGE OF MILAN	7	5	12
0053950001	NM-PERA ESTANCIA VALLEY SOLID WASTE AUTHORITY	4	0	4
0053951001	NM-PERA CITY OF ROSWELL	184	36	220
0054615001	NM-PERA CITY OF LORDSBURG	6	1	7
0054955001	NM-PERA TOWN OF SPRINGER	1	0	1
0054956001	NM-PERA DE BACA FAMILY PRACTICE CLINIC	2	0	2
0054994001	NM-PERA VILLAGE OF EAGLE NEST	1	0	1
0055157001	NM-PERA RATON PUBLIC SERVICE CO	2	0	2
0055236001	NM-PERA ALBUQUERQUE SIGN LANGUAGE ACADEMY	1	0	1
0055296001	NM-PERA CITY OF ELEPHANT BUTTE	2	1	3
0055855001	NM-PERA CORAL COMMUNITY CHARTER	1	0	1
0056075001	NM-PERA VILLAGE OF FORT SUMNER	4	0	4
0056457001	NM-PERA NUESTROS VALORES CHARTER SCHOOL	1	0	1
0056458001	NM-PERA MIDDLE RIO GRANDE CONSERVANCY DISTRICT	50	2	52
0056685001	NM-PERA VILLAGE OF CIMARRON	1	0	1
Grand Total		**14,177**	**7,491**	**21,668**

Fund Investments

Assets and Contributions Summaries

Assets by Investment Carrier

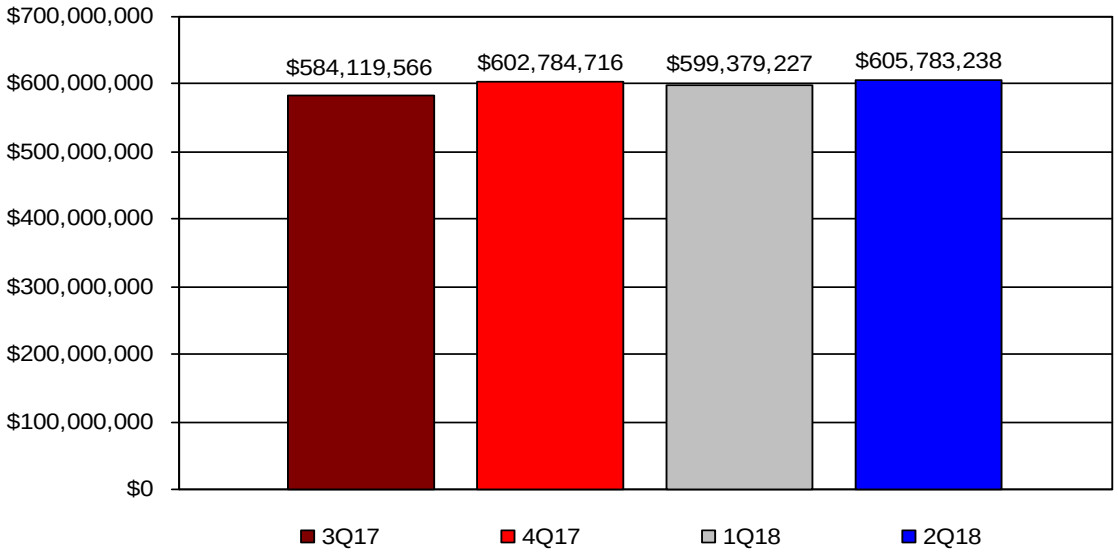

Carrier	3Q17	4Q17	1Q18	2Q18
Aegon/Monumental ULI (Cash Value)	$427,938	$419,634	$401,385	$377,523
Transamerica Assurance ULI (Cash Value)	$678,132	$667,249	$651,255	$628,115
New Mexico Deferred Compensation Mutual Funds, LifeCycle Portfolios, Stable Value Account, SDO, and Loans	$583,013,496	$601,697,833	$598,326,587	$604,777,599
Total Assets	**$584,119,566**	**$602,784,716**	**$599,379,227**	**$605,783,238**

Assets and Contributions Summaries (continued)

Contributions by Investment Carrier

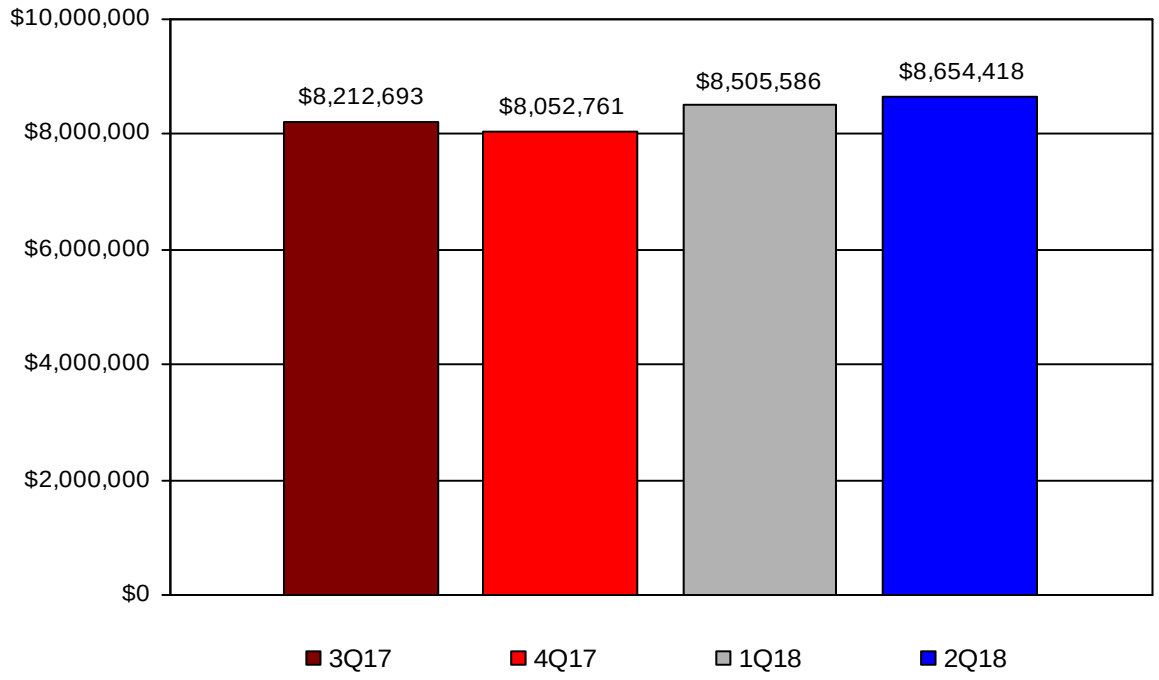

Carrier	3Q17	4Q17	1Q18	2Q18
Aegon/Monumental ULI	$1,517	$1,488	$1,451	$1,388
Transamerica Life ULI	$1,930	$1,900	$1,863	$1,808
New Mexico Deferred Compensation Mutual Funds, LifeCycle Portfolios, Stable Value Account, SDO, and Loans	$8,209,246	$8,049,373	$8,502,272	$8,651,222
Total Contributions	**$8,212,693**	**$8,052,761**	**$8,505,586**	**$8,654,418**

Assets by Asset Class Summary

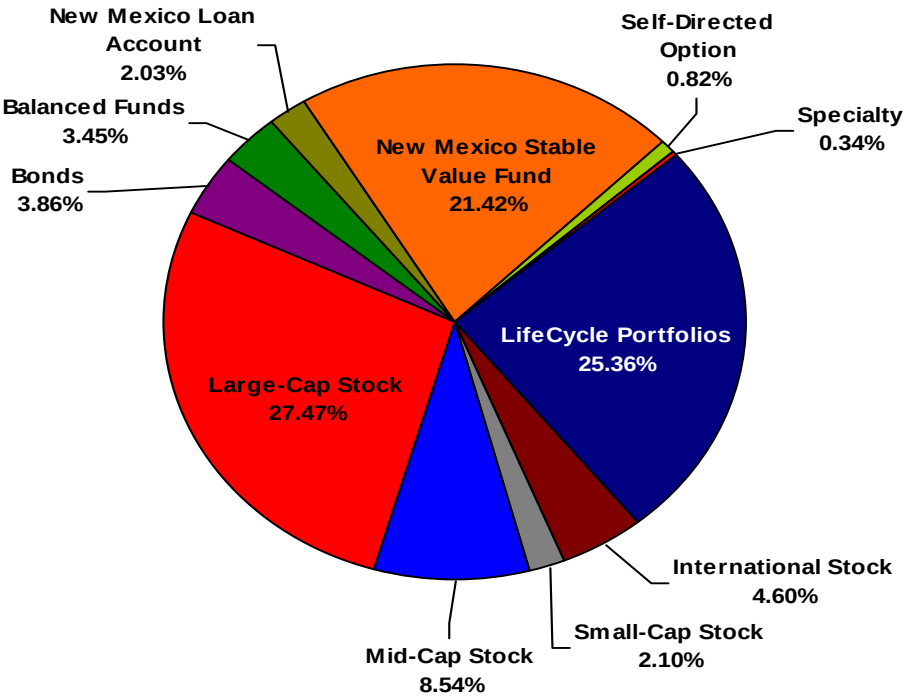

Investment Option	2Q18	%
LifeCycle Portfolios	$153,377,900	25.36%
International Stock	$27,844,935	4.60%
Small-Cap Stock	$12,702,876	2.10%
Mid-Cap Stock	$51,630,475	8.54%
Large-Cap Stock	$166,133,922	27.47%
Bonds	$23,314,879	3.86%
Balanced Funds	$20,893,841	3.45%
New Mexico Loan Account	$12,295,681	2.03%
New Mexico Stable Value Fund	$129,567,328	21.42%
Self-Directed Option	$4,954,319	0.82%
Specialty	$2,061,442	0.34%
Total Investments	**$604,777,598**	**100.00%**

Assets and Contributions Summaries (continued)

Assets by Asset Class Detail

Asset Class/Fund Name	3Q17	%	4Q17	%	1Q18	%	2Q18	%	2Q18 # of Participants
Asset Allocation									
Conservative Portfolio	$39,009,226	6.69%	$39,620,329	6.58%	$40,063,608	6.70%	$39,979,984	6.61%	2,255
LifeCycle 2020 Portfolio	$2,184,912	0.37%	$2,699,858	0.45%	$3,174,248	0.53%	$2,909,595	0.48%	240
LifeCycle 2025 Portfolio	$47,593,584	8.16%	$49,751,846	8.27%	$49,407,024	8.26%	$49,346,137	8.16%	3,190
LifeCycle 2030 Portfolio	$2,216,885	0.38%	$2,565,227	0.43%	$2,744,388	0.46%	$3,087,360	0.51%	479
LifeCycle 2035 Portfolio	$26,852,451	4.61%	$27,766,563	4.61%	$28,317,568	4.73%	$28,593,392	4.73%	2,847
LifeCycle 2040 Portfolio	$2,516,852	0.43%	$2,837,465	0.47%	$2,939,878	0.49%	$3,391,977	0.56%	586
LifeCycle 2045 Portfolio	$15,111,115	2.59%	$16,176,810	2.69%	$16,381,891	2.74%	$16,405,046	2.71%	2,135
LifeCycle 2050 Portfolio	$989,268	0.17%	$1,232,629	0.20%	$1,424,215	0.24%	$1,637,973	0.27%	714
LifeCycle 2055 Portfolio	$6,635,150	1.14%	$7,443,525	1.24%	$7,686,421	1.28%	$8,026,436	1.33%	2,009
Total	**$143,109,443**	**24.55%**	**$150,094,252**	**24.95%**	**$152,139,242**	**25.43%**	**$153,377,900**	**25.36%**	
Specialty									
INVESCO Global Real Estate Fund -R5	$1,694,892	0.29%	$1,723,652	0.29%	$1,542,765	0.26%	$1,608,850	0.27%	349
Principal Diversified Real Asset Fund - Institutional	$421,868	0.07%	$435,203	0.07%	$424,244	0.07%	$452,592	0.07%	110
Total	**$2,116,760**	**0.36%**	**$2,158,855**	**0.36%**	**$1,967,010**	**0.33%**	**$2,061,442**	**0.34%**	
International Stock									
Aberdeen Emerging Markets Equity Fund Instl Class	$3,082,421	0.53%	$3,310,176	0.55%	$3,087,085	0.52%	$2,616,747	0.43%	441
American Funds - Europacific Growth Fund - R6	$9,836,326	1.69%	$10,372,621	1.72%	$11,030,492	1.84%	$10,681,994	1.77%	1,128
Fidelity Diversified International Fund (Class K)	$11,547,730	1.98%	$11,954,509	1.99%	$11,338,369	1.90%	$11,085,416	1.83%	1,481
Vanguard(R) Total International Stock Index Fund - Signal(TM) Shares	$2,965,522	0.51%	$3,299,359	0.55%	$3,659,736	0.61%	$3,460,779	0.57%	458
Total	**$27,432,000**	**4.71%**	**$28,936,664**	**4.81%**	**$29,115,682**	**4.87%**	**$27,844,935**	**4.60%**	
Small-Cap Stock									
DFA U.S. Small Cap Portfolio	$12,849,424	2.20%	$13,012,713	2.16%	$12,324,029	2.06%	$12,702,876	2.10%	1,769
Total	**$12,849,424**	**2.20%**	**$13,012,713**	**2.16%**	**$12,324,029**	**2.06%**	**$12,702,876**	**2.10%**	
Mid-Cap Stock									
Fidelity Low-Priced Stock (Class K)	$8,482,640	1.45%	$8,794,502	1.46%	$8,412,400	1.41%	$8,280,812	1.37%	889
Principal Mid Cap Blend Inst Fund	$12,801,250	2.20%	$13,305,504	2.21%	$12,916,989	2.16%	$12,898,415	2.13%	1,216
T. Rowe Price Inst Mid-Cap Equity Growth Fund	$27,621,477	4.74%	$29,189,123	4.85%	$29,622,791	4.95%	$30,451,249	5.04%	2,208
Total	**$48,905,367**	**8.39%**	**$51,289,129**	**8.52%**	**$50,952,180**	**8.52%**	**$51,630,475**	**8.54%**	
Large-Cap Stock									
Dodge & Cox Stock Fund	$31,730,242	5.44%	$33,116,422	5.50%	$31,551,258	5.27%	$31,872,924	5.27%	2,144
Fidelity Contrafund (Class K)	$41,283,328	7.08%	$44,195,329	7.35%	$45,561,171	7.61%	$49,201,339	8.14%	2,371
Vanguard Institutional Index (Instl Shares)	$82,711,335	14.19%	$86,238,512	14.33%	$83,718,329	13.99%	$85,059,659	14.06%	3,462
Total	**$155,724,906**	**26.71%**	**$163,550,263**	**27.18%**	**$160,830,757**	**26.88%**	**$166,133,922**	**27.47%**	

Total Plan Assets by Asset Class

Assets and Contributions Summaries (continued)

Assets by Asset Class Detail

Asset Class/Fund Name	3Q17	%	4Q17	%	1Q18	%	2Q18	%	2Q18 # of Participants
Bonds									
Templeton Global Bond Fund - R6	$2,148,969	0.37%	$2,368,108	0.39%	$2,709,120	0.45%	$2,972,907	0.49%	334
Vanguard Inflation Protected Securities Fund -Institutional Shares	$4,692,364	0.80%	$4,692,484	0.78%	$4,228,111	0.71%	$4,310,152	0.71%	563
Vanguard Total Bond Market Index Institutional	$16,428,152	2.82%	$16,486,894	2.74%	$15,968,095	2.67%	$16,031,820	2.65%	1,524
Total	**$23,269,484**	**3.99%**	**$23,547,486**	**3.91%**	**$22,905,326**	**3.83%**	**$23,314,879**	**3.86%**	
Balanced Funds									
Oakmark Equity Income Inst Fund	$21,353,789	3.66%	$21,814,770	3.63%	$21,064,776	3.52%	$20,893,841	3.45%	1,886
Total	**$21,353,789**	**3.66%**	**$21,814,770**	**3.63%**	**$21,064,776**	**3.52%**	**$20,893,841**	**3.45%**	
Cash Equivalents									
New Mexico Loan Account	$11,641,631	2.00%	$11,789,123	1.96%	$11,996,750	2.01%	$12,295,681	2.03%	2,307
New Mexico Stable Value Fund	$131,889,751	22.62%	$130,521,542	21.69%	$130,058,252	21.74%	$129,567,328	21.42%	6,140
Total	**$143,531,382**	**24.62%**	**$142,310,665**	**23.65%**	**$142,055,002**	**23.74%**	**$141,863,009**	**23.46%**	
Self Directed Options									
Self Directed Brokerage Account	$4,720,941	0.81%	$4,983,035	0.83%	$4,972,583	0.83%	$4,954,319	0.82%	54
Total	**$4,720,941**	**0.81%**	**$4,983,035**	**0.83%**	**$4,972,583**	**0.83%**	**$4,954,319**	**0.82%**	
Grand Total	**$583,013,496**	**100%**	**$601,697,833**	**100%**	**$598,326,587**	**100%**	**$604,777,599**	**100%**	

Total Plan Assets by Asset Class

Contributions by Asset Class Summary

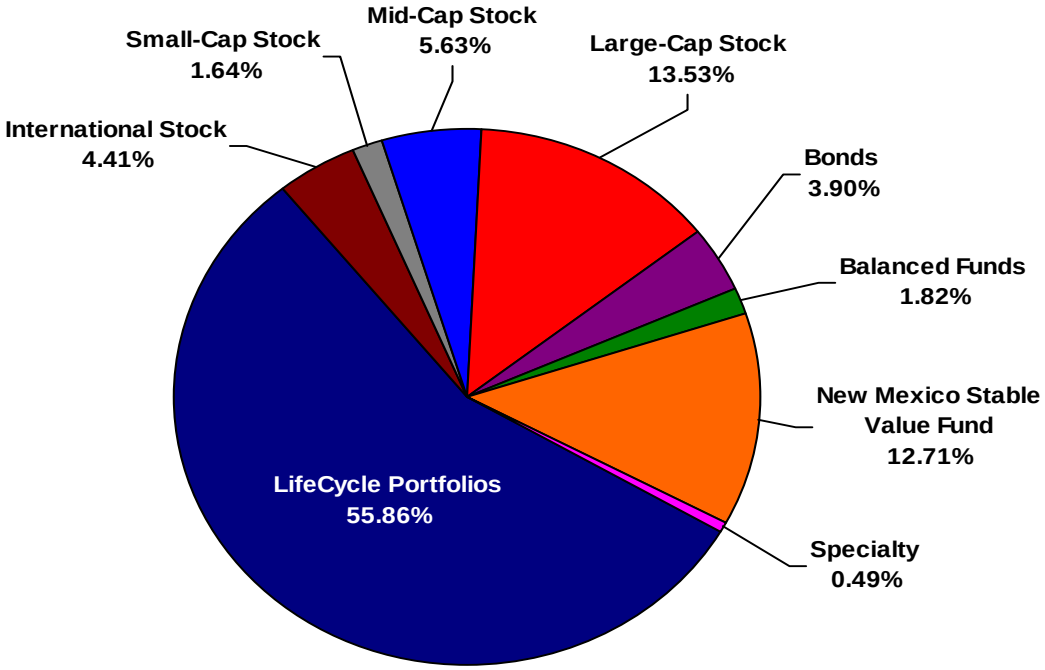

Investment Option	2Q18 Contributions	%
LifeCycle Portfolios	$4,832,508	55.86%
International Stock	$381,830	4.41%
Small-Cap Stock	$142,163	1.64%
Mid-Cap Stock	$487,266	5.63%
Large-Cap Stock	$1,170,550	13.53%
Bonds	$337,487	3.90%
Balanced Funds	$157,600	1.82%
New Mexico Stable Value Fund	$1,099,551	12.71%
Specialty	$42,265	0.49%
Total Investments	**$8,651,222**	**100.00%**

Assets and Contributions Summaries (continued)

Contributions by Asset Class Detail

Asset Class/Fund Name	3Q17	%	4Q17	%	1Q18	%	2Q18	%	2Q18 # of Participants
Asset Allocation									
Conservative Portfolio	$809,242	9.86%	$735,928	9.14%	$871,534	10.25%	$708,027	8.18%	1,289
LifeCycle 2015 Portfolio	$0	0.00%	$0	0.00%	$0	0.00%	$0	0.00%	0
LifeCycle 2020 Portfolio	$110,002	1.34%	$123,140	1.53%	$160,361	1.89%	$140,997	1.63%	179
LifeCycle 2025 Portfolio	$1,178,945	14.36%	$1,188,960	14.77%	$1,207,999	14.21%	$1,271,894	14.70%	2,345
LifeCycle 2030 Portfolio	$132,808	1.62%	$129,141	1.60%	$173,972	2.05%	$183,398	2.12%	392
LifeCycle 2035 Portfolio	$873,802	10.64%	$851,544	10.58%	$870,681	10.24%	$948,978	10.97%	2,122
LifeCycle 2040 Portfolio	$108,428	1.32%	$123,199	1.53%	$149,381	1.76%	$221,170	2.56%	475
LifeCycle 2045 Portfolio	$547,214	6.67%	$536,936	6.67%	$561,346	6.60%	$619,747	7.16%	1,608
LifeCycle 2050 Portfolio	$108,166	1.32%	$132,294	1.64%	$177,650	2.09%	$200,252	2.31%	622
LifeCycle 2055 Portfolio	$408,884	4.98%	$474,478	5.89%	$483,438	5.69%	$538,046	6.22%	1,577
Total	**$4,277,492**	**52.11%**	**$4,295,621**	**53.37%**	**$4,656,364**	**54.77%**	**$4,832,508**	**55.86%**	
Specialty									
INVESCO Global Real Estate Fund - R5	$38,580	0.47%	$35,026	0.44%	$40,428	0.48%	$36,368	0.42%	175
Principal Diversified Real Asset Fund - Institutional	$5,408	0.07%	$5,061	0.06%	$12,666	0.15%	$5,898	0.07%	59
Total	**$43,988**	**0.54%**	**$40,086**	**0.50%**	**$53,093**	**0.62%**	**$42,265**	**0.49%**	
International Stock									
Aberdeen Emerging Markets Equity Fund Instnl Class	$52,845	0.64%	$47,891	0.59%	$67,389	0.79%	$62,184	0.72%	223
American Funds - Europacific Growth Fund - R6	$90,588	1.10%	$89,061	1.11%	$112,442	1.32%	$117,363	1.36%	489
Fidelity Diversified International K	$118,295	1.44%	$124,267	1.54%	$135,434	1.59%	$120,126	1.39%	657
Vanguard(R) Total International Stock Index Fund - Signal(TM) Shares	$75,692	0.92%	$78,384	0.97%	$80,294	0.94%	$82,157	0.95%	250
Total	**$337,420**	**4.11%**	**$339,603**	**4.22%**	**$395,560**	**4.65%**	**$381,830**	**4.41%**	
Small-Cap Stock									
DFA U.S. Small Cap Portfolio	$155,986	1.90%	$143,864	1.79%	$134,753	1.58%	$142,163	1.64%	903
Total	**$155,986**	**1.90%**	**$143,864**	**1.79%**	**$134,753**	**1.58%**	**$142,163**	**1.64%**	
Mid-Cap Stock									
Fidelity Low Priced Stock Fund (Class K)	$108,114	1.32%	$97,183	1.21%	$103,250	1.21%	$105,594	1.22%	442
Principal Mid Cap Blend Inst Fund	$120,115	1.46%	$103,786	1.29%	$113,341	1.33%	$109,138	1.26%	592
T. Rowe Price Inst Mid-Cap Equity Growth Fund	$267,094	3.25%	$255,605	3.18%	$255,784	3.01%	$272,534	3.15%	1,047
Total	**$495,324**	**6.03%**	**$456,574**	**5.67%**	**$472,375**	**5.56%**	**$487,266**	**5.63%**	

Total Contributions by Asset Class

Assets and Contributions Summaries (continued)

Contributions by Asset Class Detail

Asset Class/Fund Name	3Q17	%	4Q17	%	1Q18	%	2Q18	%	2Q18 # of Participants
Large-Cap Stock									
Dodge & Cox Stock Fund	$279,355	3.40%	$262,393	3.26%	$262,164	3.08%	$268,249	3.10%	1,004
Fidelity Contrafund (Class K)	$283,334	3.45%	$285,459	3.55%	$340,245	4.00%	$347,608	4.02%	1,036
Vanguard Institutional Index (Instl Plus Shares)	$0	0.00%	$0	0.00%	$91,430	1.08%	$554,693	6.41%	1,317
Vanguard Institutional Index (Instl Shares)	$571,935	6.97%	$537,631	6.68%	$441,288	5.19%	$0	0.00%	0
Total	**$1,134,624**	**13.82%**	**$1,085,483**	**13.49%**	**$1,135,127**	**13.35%**	**$1,170,550**	**13.53%**	
Bonds									
Templeton Global Bond Fund - R6	$35,596	0.43%	$34,581	0.43%	$34,157	0.40%	$40,867	0.47%	167
Vanguard Inflation Protected Securities Fund -Institutional Shares	$59,780	0.73%	$50,948	0.63%	$53,341	0.63%	$57,439	0.66%	275
Vanguard Total Bond Market Index Fund Inst	$237,859	2.90%	$232,110	2.88%	$223,665	2.63%	$239,182	2.76%	717
Total	**$333,235**	**4.06%**	**$317,639**	**3.95%**	**$311,163**	**3.66%**	**$337,487**	**3.90%**	
Balanced Funds									
Oakmark Equity Income Inst Fund	$181,611	2.21%	$161,083	2.00%	$169,315	1.99%	$157,600	1.82%	811
Total	**$181,611**	**2.21%**	**$161,083**	**2.00%**	**$169,315**	**1.99%**	**$157,600**	**1.82%**	
Cash Equivalents									
New Mexico Stable Value Fund	$1,249,566	15.22%	$1,209,418	15.03%	$1,174,523	13.81%	$1,099,551	12.71%	2,642
Total	**$1,249,566**	**15.22%**	**$1,209,418**	**15.03%**	**$1,174,523**	**13.81%**	**$1,099,551**	**12.71%**	
Grand Total	**$8,209,246**	**100%**	**$8,049,373**	**100%**	**$8,502,272**	**100%**	**$8,651,222**	**100%**	

Total Contributions by Asset Class

Investment Summary

Investment Diversification - All Participants by Number of Funds

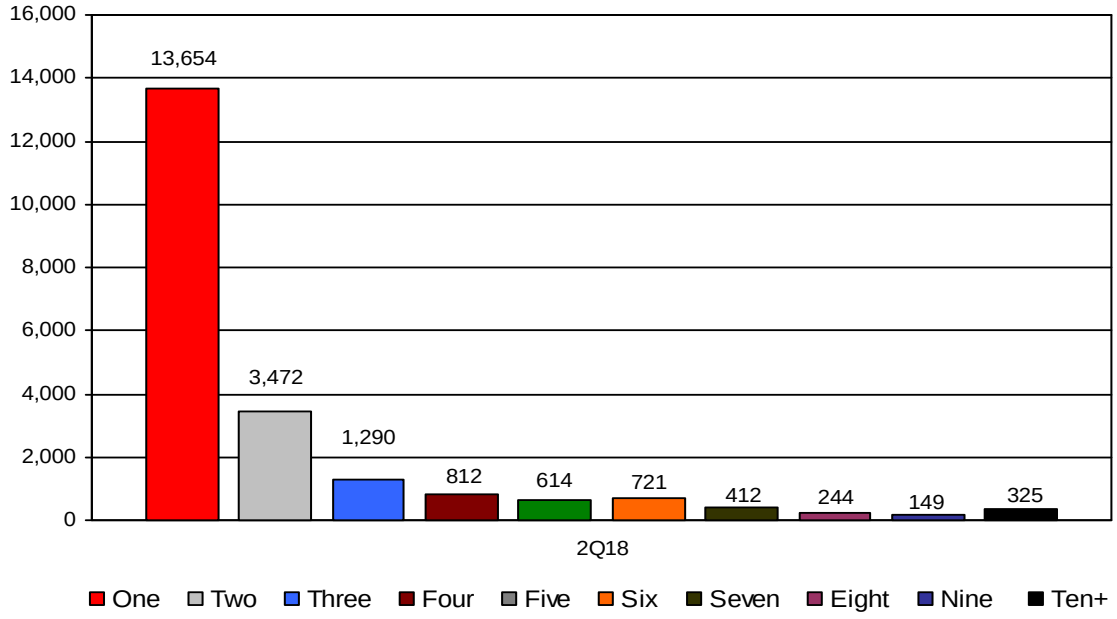

Number of Funds	# of Participants 3Q17	%	# of Participants 4Q17	%	# of Participants 1Q18	%	# of Participants 2Q18	%
One	12,753	61.38%	13,105	62.00%	13,346	62.40%	13,654	62.94%
Two	3,445	16.58%	3,459	16.37%	3,479	16.27%	3,472	16.01%
Three	1,328	6.39%	1,322	6.25%	1,299	6.07%	1,290	5.95%
Four	802	3.86%	812	3.84%	812	3.80%	812	3.74%
Five	618	2.97%	603	2.85%	618	2.89%	614	2.83%
Six	736	3.54%	732	3.46%	726	3.39%	721	3.32%
Seven	421	2.03%	412	1.95%	407	1.90%	412	1.90%
Eight	259	1.25%	255	1.21%	250	1.17%	244	1.12%
Nine	145	0.70%	155	0.73%	150	0.70%	149	0.69%
Ten+	270	1.30%	281	1.33%	300	1.40%	325	1.50%
Participants with Only Monumental, Transamerica, or any combination of same.	1	0.00%	0	0.00%	0	0.00%	0	0.00%
Total # of Participants*	**20,778**	**100%**	**21,136**	**100%**	**21,387**	**100%**	**21,693**	**100%**

* Total # of participants includes those using one or more LifeCycle Portfolios. One LifeCycle Portfolio equals one fund.

Investment Summary

Investment Diversification - All Participants by Number of Asset Classes

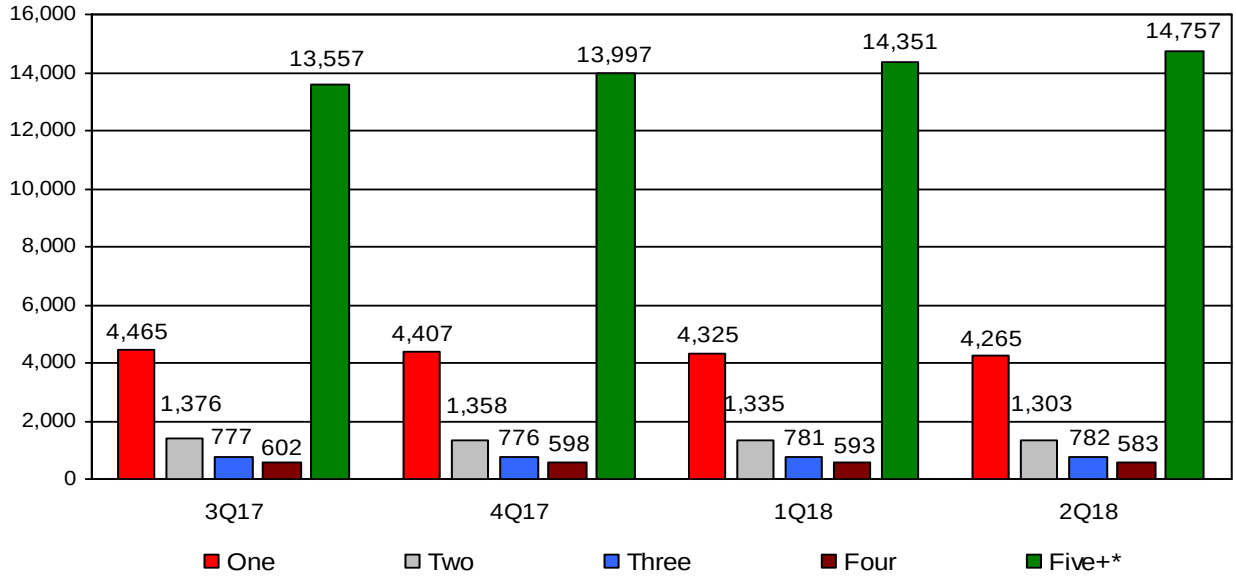

Number of Asset Classes	# of Participants 3Q17	%	# of Participants 4Q17	%	# of Participants 1Q18	%	# of Participants 2Q18	%
One	4,465	21.49%	4,407	20.85%	4,325	20.22%	4,265	19.66%
Two	1,376	6.62%	1,358	6.43%	1,335	6.24%	1,303	6.01%
Three	777	3.74%	776	3.67%	781	3.65%	782	3.61%
Four	602	2.90%	598	2.83%	593	2.77%	583	2.69%
Five+*	13,557	65.25%	13,997	66.22%	14,351	67.11%	14,757	68.04%
Total # of Participants	**20,777**	**100%**	**21,136**	**100%**	**21,385**	**100%**	**21,690**	**100%**

*Participants taking advantage of LifeCycle Portfolios are captured as investing in 5+ asset classes.

Investment Summary (continued)

Investment Diversification - Participants Using LifeCycle Portfolios to Achieve Diversification

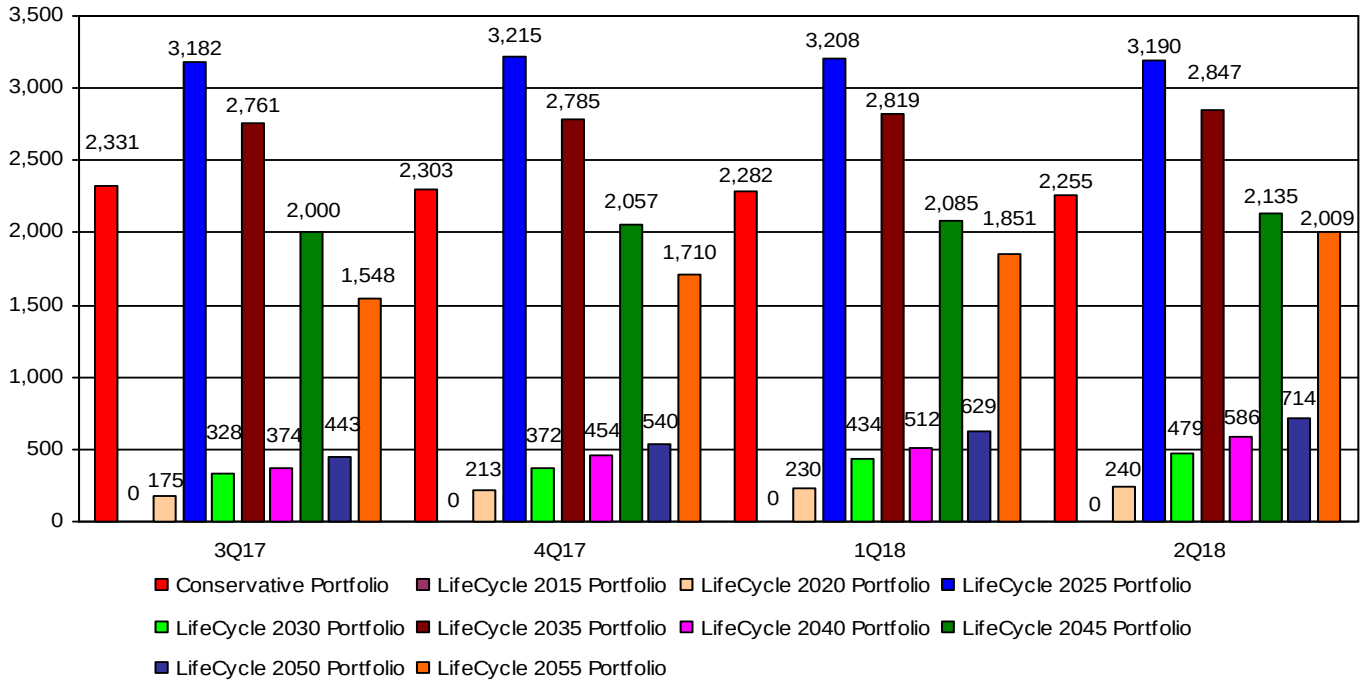

Fund	# of Participants 3Q17	# of Participants 4Q17	# of Participants 1Q18	# of Participants 2Q18
Conservative Portfolio	2,331	2,303	2,282	2,255
LifeCycle 2015 Portfolio	0	0	0	0
LifeCycle 2020 Portfolio	175	213	230	240
LifeCycle 2025 Portfolio	3,182	3,215	3,208	3,190
LifeCycle 2030 Portfolio	328	372	434	479
LifeCycle 2035 Portfolio	2,761	2,785	2,819	2,847
LifeCycle 2040 Portfolio	374	454	512	586
LifeCycle 2045 Portfolio	2,000	2,057	2,085	2,135
LifeCycle 2050 Portfolio	443	540	629	714
LifeCycle 2055 Portfolio	1,548	1,710	1,851	2,009
Total # of Participants*	**13,142**	**13,649**	**14,050**	**14,455**

* Total reflects duplicate counts for participants invested in more than one LifeCycle Portfolio.

PERA SmartSave
Deferred Compensation Plan

Investment Performance Report

Investment returns annualized as of June 30, 2018

Your employer's deferred compensation plan offers a broad portfolio of investment options. As a participant, you decide how to distribute your deferrals and invested assets among these options.

It's natural to want to know how your investments are doing over time. This performance report shows how the options in the Plan have performed over a series of time periods.

Fees and Expenses:

ADMINISTRATOR'S FEE: If applicable, an annualized $30 administrator's fee may be charged in addition to a 0.135% annual plan asset fee, which, if reflected, would reduce the performance shown.

GROSS EXPENSE RATIO: Gross expense ratios represent the fund's total operating expenses expressed as a percentage of the assets held in the fund. Your expenses may be less than the gross expense ratio. For more information about gross expense ratios, read the fund's prospectus.

PROVIDER FEES or REIMBURSEMENTS: Are used to offset administrative expenses.

SHORT-TERM TRADE FEES: Some funds may impose a short-term trade fee. Some funds may be subject to a trade-restriction policy. This information is explained in the underlying prospectus.

INVESTMENT OPTION ("FUND") FEES**:** The returns are reported after the fees that the fund manager charges have been applied, but do not reflect plan administration fees.

Don't count on numbers alone

If you see something you'd like to know more about, ask your Nationwide representative.

Questions?

866-827-6639

www.newmexico457dc.com

PERA SmartSave
Deferred Compensation Plan

State of NM PERA Deferred Compensation Plan
Investment returns annualized as of June 30, 2018

What to look for in this table
The following are the annualized percentage changes in net assets (with capital gains and income dividends reinvested) for the funds under the Plan, for the respective periods ending
June 30, 2018. Investing involves market risk, including the possible loss of principal. Included with each

The results shown represent past performance and do not represent expected future performance or experience. Past performance does not guarantee future results. Investment return and principal value of an investment will fluctuate so that an investor's shares, when redeemed, may be worth more or less than their original cost. Current performance may be lower or higher than the data quoted. Performance data current to the most recent month-end may be obtained by visiting: www.newmexico457dc.com.

Please consider the fund's investment objectives, risks, and charges and expenses carefully before investing. Both the underlying fund prospectuses and informational brochure contain this and other important information, and are available by calling 866-827-6639. Read carefully before investing.

Ticker	Investment Options	YTD	1 Year	3 Year	5 Year	10 Year	Since Inception	Inception Date	Gross Expense Ratio	Gross Cost per $1000
Asset Class: Asset Allocation										
These funds are designed to provide diversification and asset allocation across several types of investments and asset classes. Because they primarily invest in underlying funds, their expense ratio includes a proportionate share of the applicable fees and expenses of the underlying funds. There is no guarantee that target date funds will provide enough income for retirement.										
N/A	New Mexico Conservative Portfolio	-0.12%	3.65%	3.62%	4.03%	4.11%	4.19%	2/24/2005	0.37%	$ 3.70
N/A	New Mexico LifeCycle 2020 Portfolio	-0.26%	4.62%	N/A	N/A	N/A	7.05%	5/13/2016	0.38%	$ 3.80
N/A	New Mexico LifeCycle 2025 Portfolio	-0.30%	5.95%	5.43%	6.82%	5.38%	5.24%	2/24/2005	0.37%	$ 3.70
N/A	New Mexico Life Cycle 2030 Portfolio	-0.41%	6.70%	N/A	N/A	N/A	10.09%	5/13/2016	0.40%	$ 4.00
N/A	New Mexico LifeCycle 2035 Portfolio	-0.41%	7.46%	6.48%	7.84%	5.98%	5.95%	2/24/2005	0.43%	$ 4.30
N/A	New Mexico LifeCycle 2040 Portfolio	-0.40%	7.90%	N/A	N/A	N/A	11.35%	5/13/2016	0.44%	$ 4.40
N/A	New Mexico LifeCycle 2045 Portfolio	-0.43%	8.23%	6.91%	8.29%	6.60%	6.58%	2/24/2005	0.43%	$ 4.30
N/A	New Mexico LifeCycle 2050 Portfolio	-0.40%	8.46%	N/A	N/A	N/A	11.35%	5/13/2016	0.43%	$ 4.30
N/A	New Mexico LifeCycle 2055 Portfolio	-0.41%	8.64%	7.15%	8.52%	6.48%	4.94%	5/18/2007	0.44%	$ 4.40
Asset class: Specialty										
Funds that invest in a concentrated sector or focus on a relatively small number of securities may be subject to greater volatility than a more diversified investment.										
Funds that focus on real estate investing are sensitive to economic and business cycles, changing demographic patterns and governent actions.										
IGREX	Invesco Global Real Estate Fund - Class R5	0.02%	6.48%	5.18%	5.94%	4.91%	6.13%	4/29/2005	0.88%	$ 8.80
PDRDX	Principal Diversified Real Asset Fund - Institutional	1.03%	6.76%	1.48%	2.20%	N/A	4.15%	03/16/2010	0.93%	$ 9.30
Asset Class: International										
International/emerging markets funds involve risks not associated with investing solely in the U.S., such as currency fluctuation, political risk, differences in accounting and the limited availability of information.										
ABEMX	Aberdeen Emerging Markets Equity Fund - Institutional Class	-11.03%	-2.65%	3.41%	2.09%	5.06%	5.47%	5/11/2007	1.13%	$ 11.30
RERGX	EuroPacific Growth Fund® - Class R6	-1.82%	9.35%	6.51%	8.34%	4.85%	11.12%	4/16/1984	0.50%	$ 5.00
FDIKX	Fidelity® Diversified International Fund - Class K	-2.58%	6.17%	4.17%	7.31%	3.12%	8.32%	12/27/1991	0.82%	$ 8.20
VTSNX	Vanguard® Total International Stock Index Fund - Institutional Shares	-3.61%	7.12%	5.35%	6.44%	N/A	5.25%	11/29/2010	0.09%	$ 0.90

Ticker	Investment Options	YTD	1 Year	3 Year	5 Year	10 Year	Since Inception	Inception Date	Gross Expense Ratio	Gross Cost per $1000
Funds investing in stocks of small or emerging companies may have less liquidity than those investing in larger, established companies and may be subject to greater price volatility and risk than the overall										
DFSTX	DFA U.S. Small Cap Portfolio	5.37%	15.31%	10.38%	12.22%	11.85%	10.80%	03/19/1992	0.37%	$ 3.70
Asset Class: Mid-Cap Stocks										
FLPKX	Fidelity® Low-Priced Stock Fund - Class K	0.92%	13.07%	8.17%	10.66%	10.30%	13.73%	12/27/1989	0.58%	$ 5.80
PCBIX	Principal Mid-Cap Blend Fund - Institutional Class	2.97%	14.35%	11.22%	13.72%	11.95%	10.73%	12/06/2000	0.68%	$ 6.80
PMEGX	T. Rowe Price Institutional Mid-Cap Equity Growth Fund	5.10%	14.98%	11.88%	15.57%	12.52%	12.36%	7/31/1996	0.61%	$ 6.10
Asset Class: Large-cap Stocks										
DODGX	Dodge & Cox Stock Fund	0.96%	11.85%	10.95%	12.81%	9.70%	11.16%	01/04/1965	0.52%	$ 5.20
FCNKX	Fidelity Contrafund - Class K	9.53%	24.11%	14.99%	16.13%	11.02%	12.67%	05/17/1967	0.65%	$ 6.50
VIIIX	Vanguard® Institutional Index Fund - Institutional Plus Shares	2.63%	14.36%	11.92%	13.41%	10.19%	7.39%	7/7/1997	0.02%	$ 0.20
Asset Class: Balanced										
OAKBX	Oakmark Equity and Income Fund (The) - Class I	-1.40%	6.56%	5.77%	8.16%	6.47%	10.08%	11/01/1995	0.88%	$ 8.80
Asset Class: Bonds										
Bond funds have the same interest rate, inflation and credit risks that are associated with the underlying bonds owned by the fund.										
Funds that invest in high-yield securities are subject to greater credit risk and price fluctuations than funds that invest in higher-quality securities.										
VIPIX	Vanguard Inflation Protected Securities Fund-Institutional Shares	-0.09%	1.92%	1.93%	1.67%	2.87%	3.88%	12/12/2003	0.07%	$ 0.70
FBNRX	Templeton Global Bond Fund - Class R6	-1.19%	-1.74%	1.38%	2.00%	5.80%	7.55%	9/18/1986	0.63%	$ 6.30
VBTIX	Vanguard® Total Bond Market Index Fund - Institutional Shares	-1.64%	-0.52%	1.68%	2.21%	3.68%	5.01%	9/18/1995	0.04%	$ 0.40
Asset Class: Short-term Investments										
Because the value of the securities held by stable value funds will fluctuate, there is the risk that an investor will lose money investing in stable value funds.										
N/A	New Mexico Stable Value Fund	0.99%	1.92%	1.73%	1.56%	1.79%	2.58%	9/24/2003	0.42%	$ 4.20

Ownership Rights
© 2014, Nationwide Retirement Solutions. Nationwide, the Nationwide framemark and On Your Side are service marks of Nationwide Mutual Insurance Company. Nationwide representatives are Registered Representatives of Nationwide Investment Services Corporation: Member FINRA. In MI only, Nationwide Investment Svcs. Corporation. Fund category and gross expense ratio data provided by Morningstar®. The Morningstar information contained herein: (1) is proprietary to Morningstar and/or its content providers; (2) may not be copied or distributed; and (3) is not warranted to be accurate, complete or timely. Neither Morningstar nor its content providers are responsible for any damages or losses arising from any use of this information. Although data is gathered from reliable sources, data accuracy and completeness cannot be guaranteed. Gross expense ratio data is as of the last date of the month prior to quarter end.

NRX-0319NM-NM.0314

Fee Summary

Quarterly Fee Reconciliation - Nationwide

REVENUES	3Q17	4Q17	1Q18	2Q18
PARTICIPANT REVENUES				
Asset / Admin Fee Amount Collected*	$ 262,121.19	$ 266,581.60	$ 267,957.82	$ 271,602.42
PRODUCT PROVIDER REVENUES				
Per Participant Rebate				
12b-1 and Sub TA Fees	$ 43,537.38	$ 40,544.42	$ 31,904.00	$ 31,339.19
Fidelity Sub TA Fees	$ -	$ -	$ -	$ -
Total Product Provider Revenues	$ 43,537.38	$ 40,544.42	$ 31,904.00	$ 31,339.19
GRAND TOTAL REVENUES	$ 305,658.57	$ 307,126.02	$ 299,861.82	$ 302,941.61
PAYMENTS				
NATIONWIDE RETIREMENT SOLUTIONS FEE				
Active Participants				
Per Participant Fee (Adminitrator fee)	$ 13.00	$ 13.00	$ 13.00	$ 13.00
Number of Participants collected from	20,140	20,331	20,656	20,977
Total Administrator fee	$ 261,820.00	$ 264,303.00	$ 268,528.00	$ 272,701.00
Terminated Participants				
Per Participant Fee (Prorated)				
Number of Participants collected from				
Total participant Fees Collected				
Total Participant Fees Due Nationwide	$ 261,820.00	$ 264,303.00	$ 268,528.00	$ 272,701.00
MEKETA CONSULTING FEE	$ 20,000.00	$ 21,250.00	$ 21,250.00	$ 21,250.00
PERA PAYMENT FOR EXPENSES	$ 20,500.00	$ 20,500.00	$ 20,500.00	$ 20,500.00
GRAND TOTAL PAYMENT	$ 302,320.00	$ 306,053.00	$ 310,278.00	$ 314,451.00
EXCESS REVENUE ACCOUNT	$ 3,338.57	$ 1,073.02	$ (10,416.18)	$ (11,509.39)
SURPLUS/SHORTAGE	$ 3,338.57	$ 4,411.59	$ (6,004.59)	$ (17,513.98)

* Asset/Admin fee began 3rd qtr 2017. Admin fee of $7.50 per quarter and a basis point fee of 13.5 (.135%) not to exceed $18.50 per quarter per participant.