


PERA *SmartSave*

Deferred Compensation Plan 

Public Employees Retirement Association of New Mexico

4th Quarter 2023
Plan Service Review

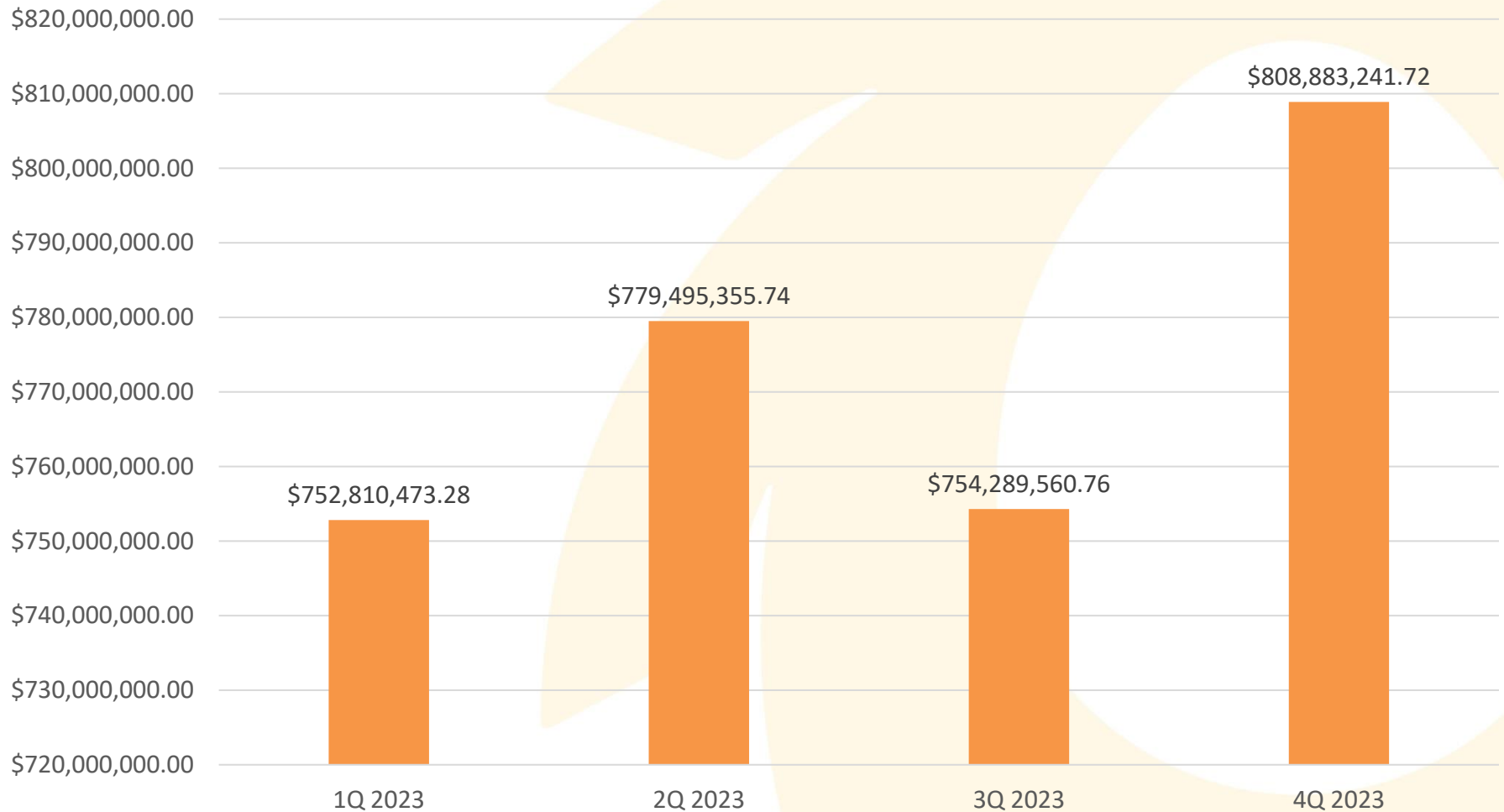


Participant Analysis



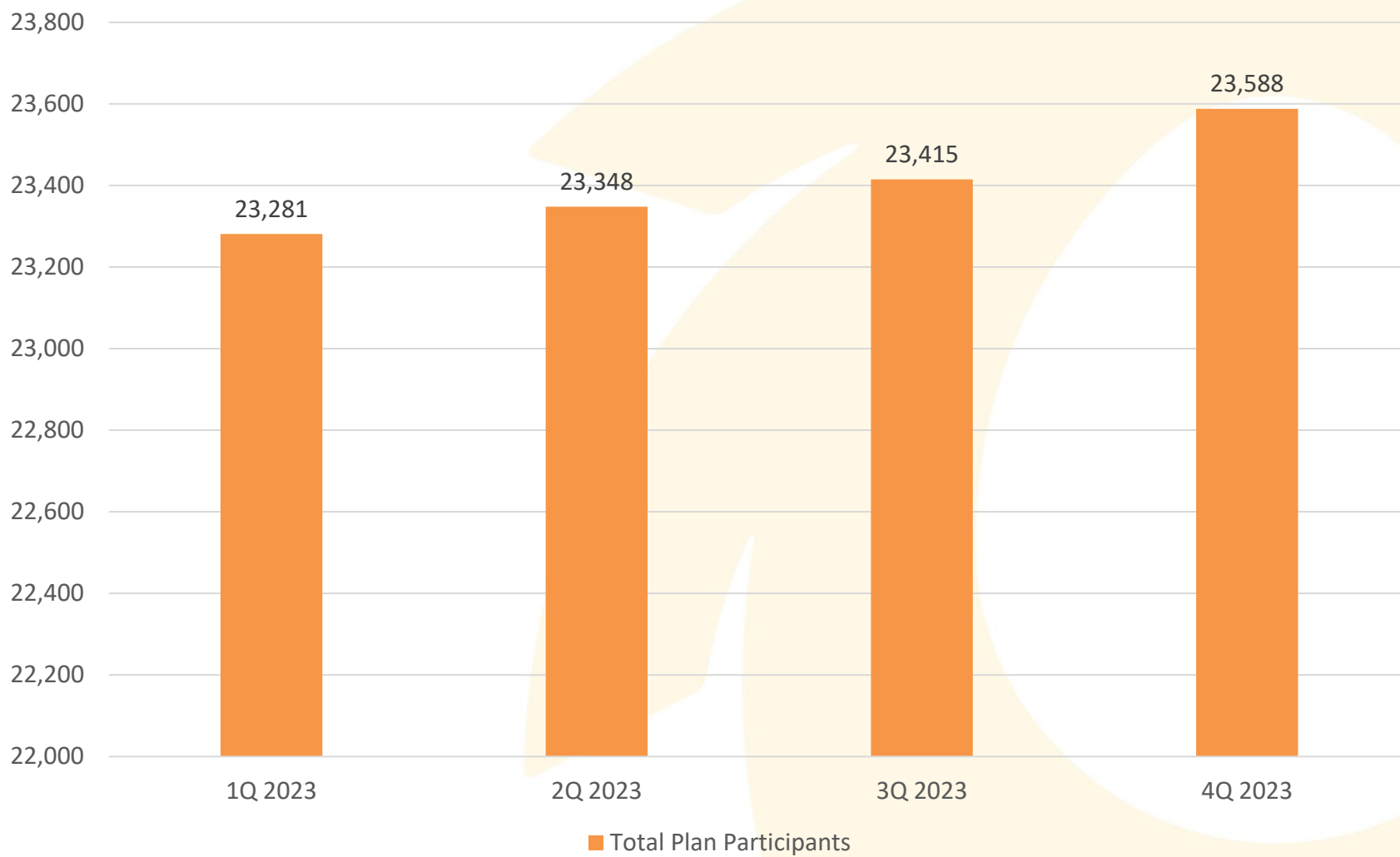
Participation Balance Summary

January 1, 2023 – December 31, 2023 (excludes Deemed Loans)



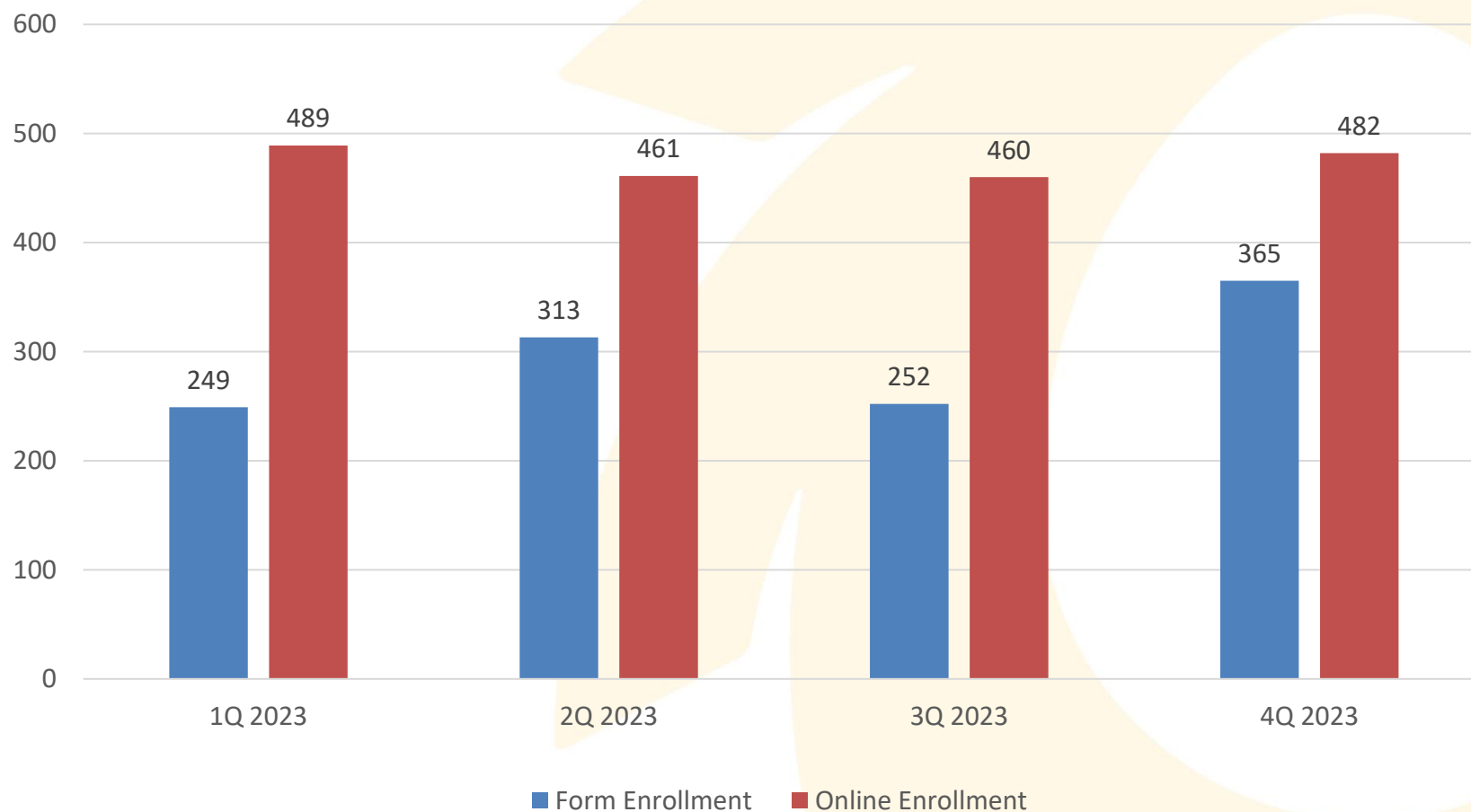
Participation Rate Summary

January 1, 2023 – December 31, 2023



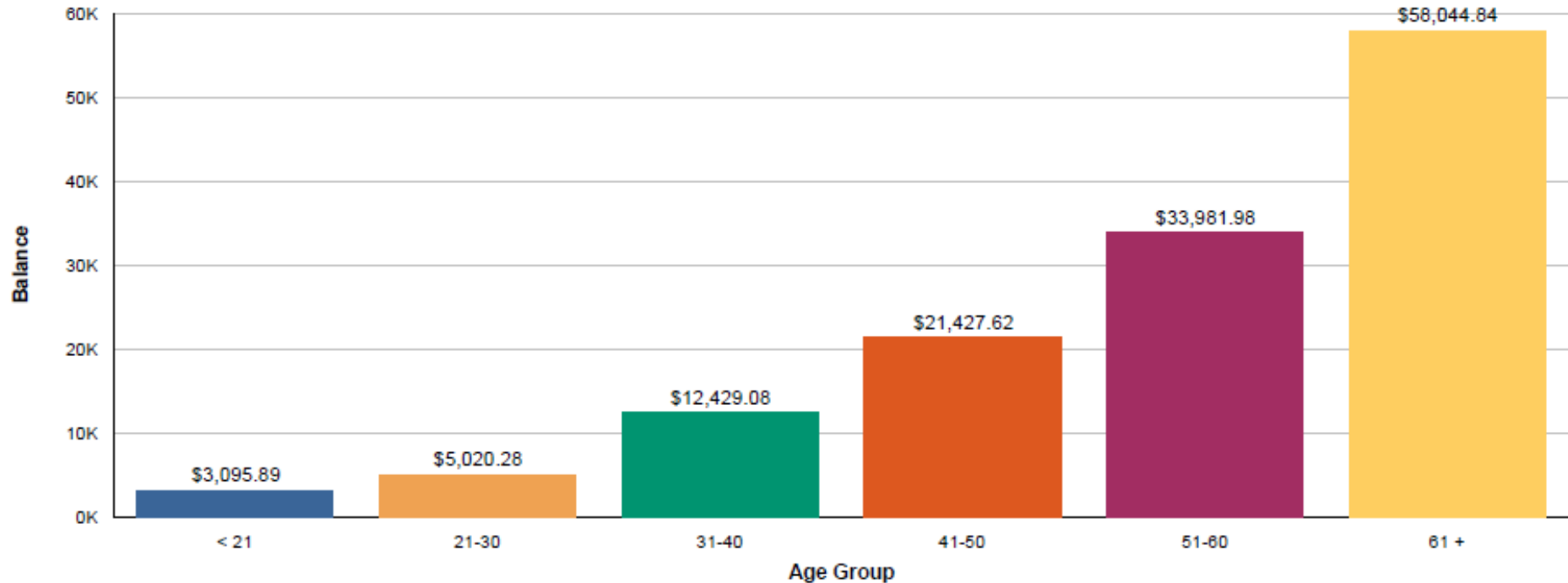
Enrollment Summary

January 1, 2023 – December 31, 2023



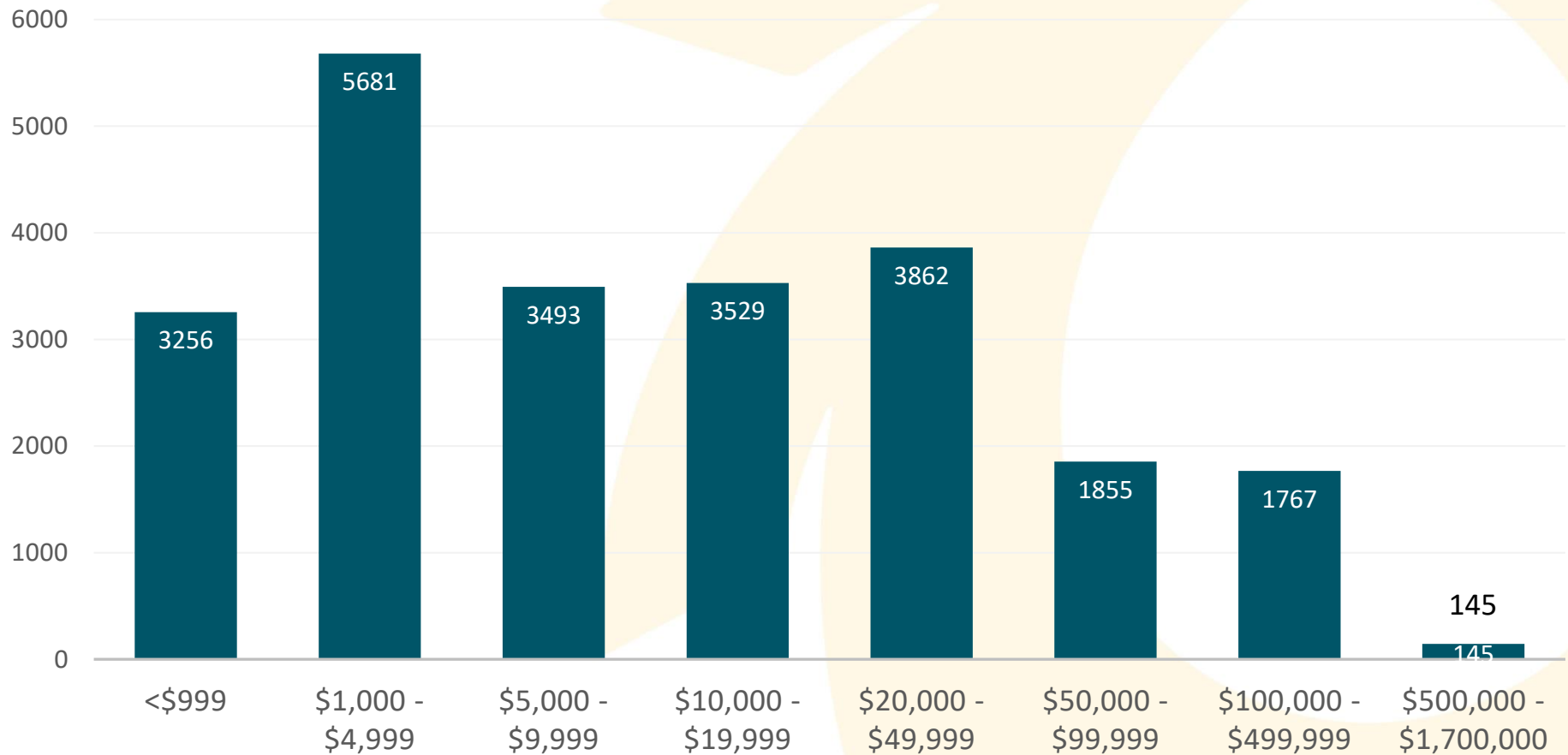
Average Balances by Age

As of December 31, 2023



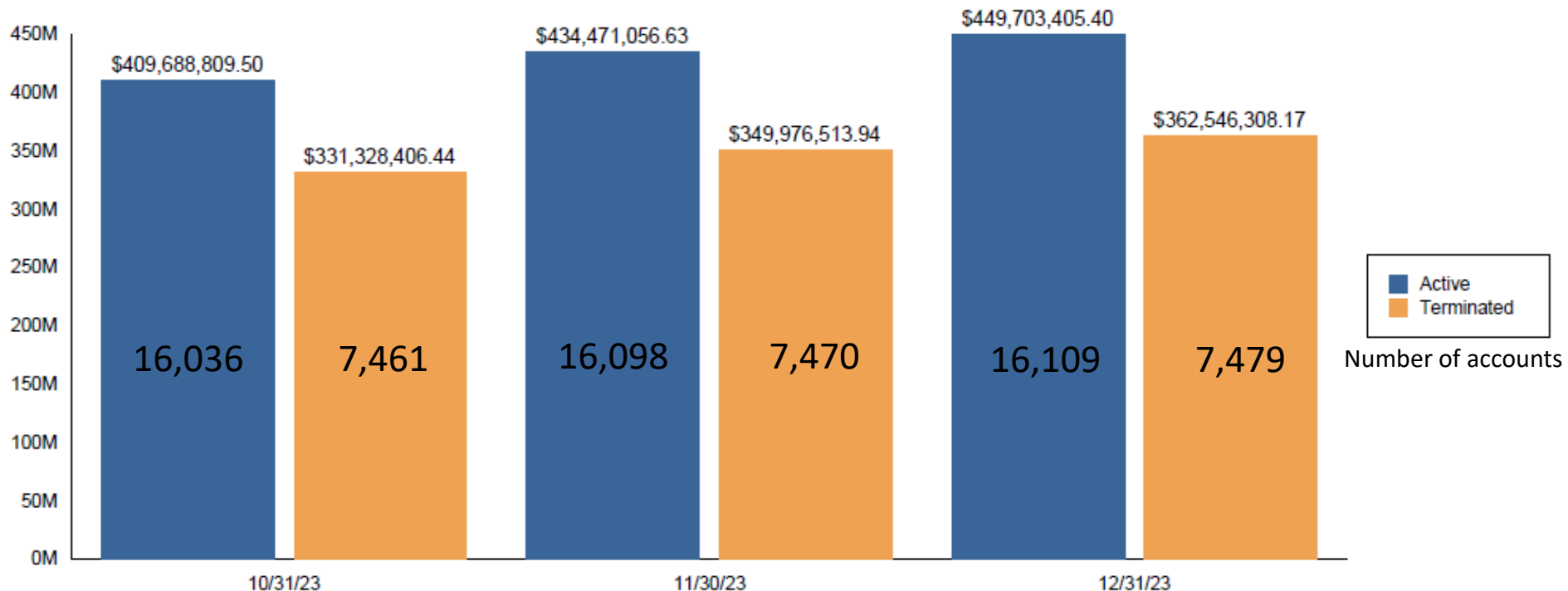
Number of Participants by Balance

As of December 31, 2023



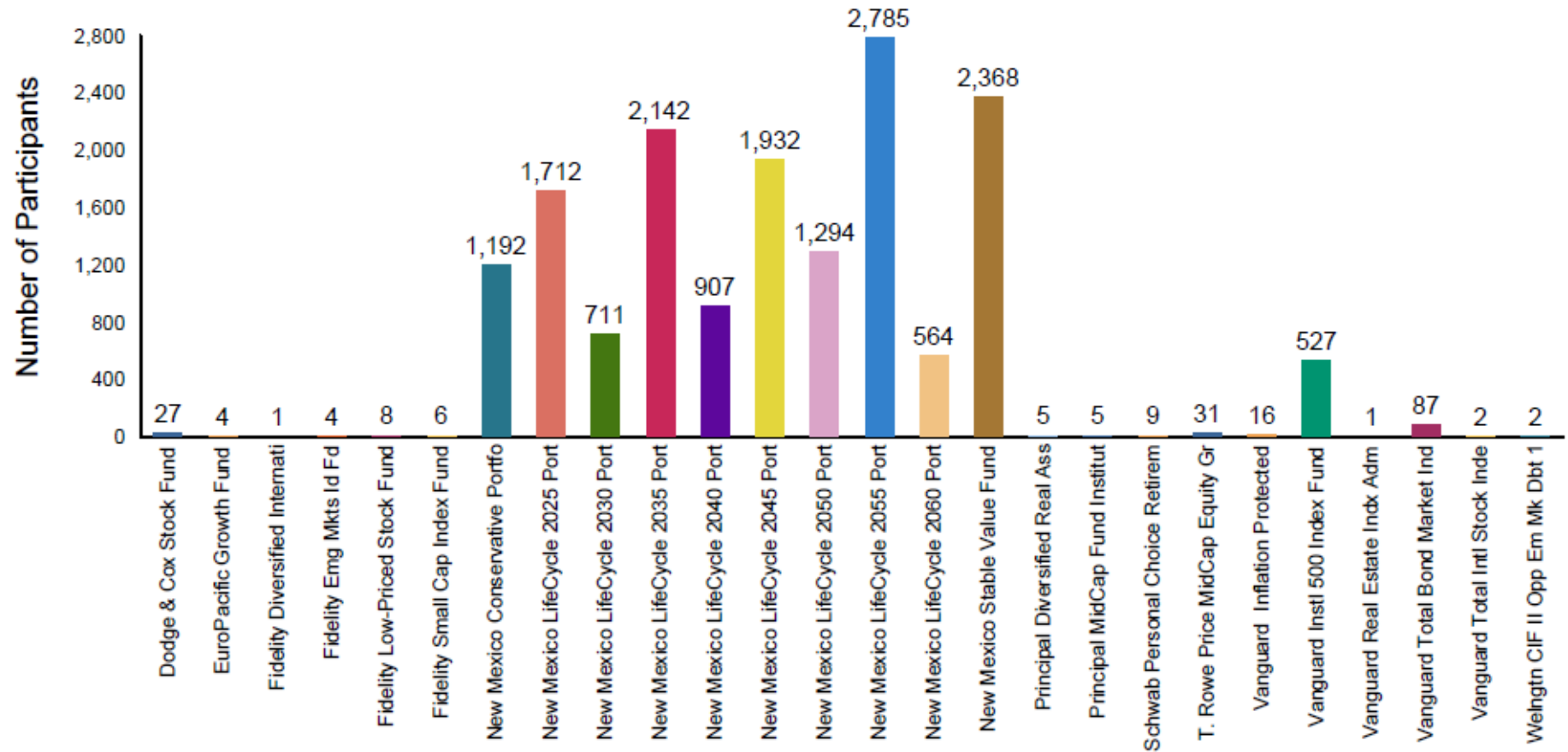
Balances by Status

As of December 31, 2023 (Deemed Loan Included)



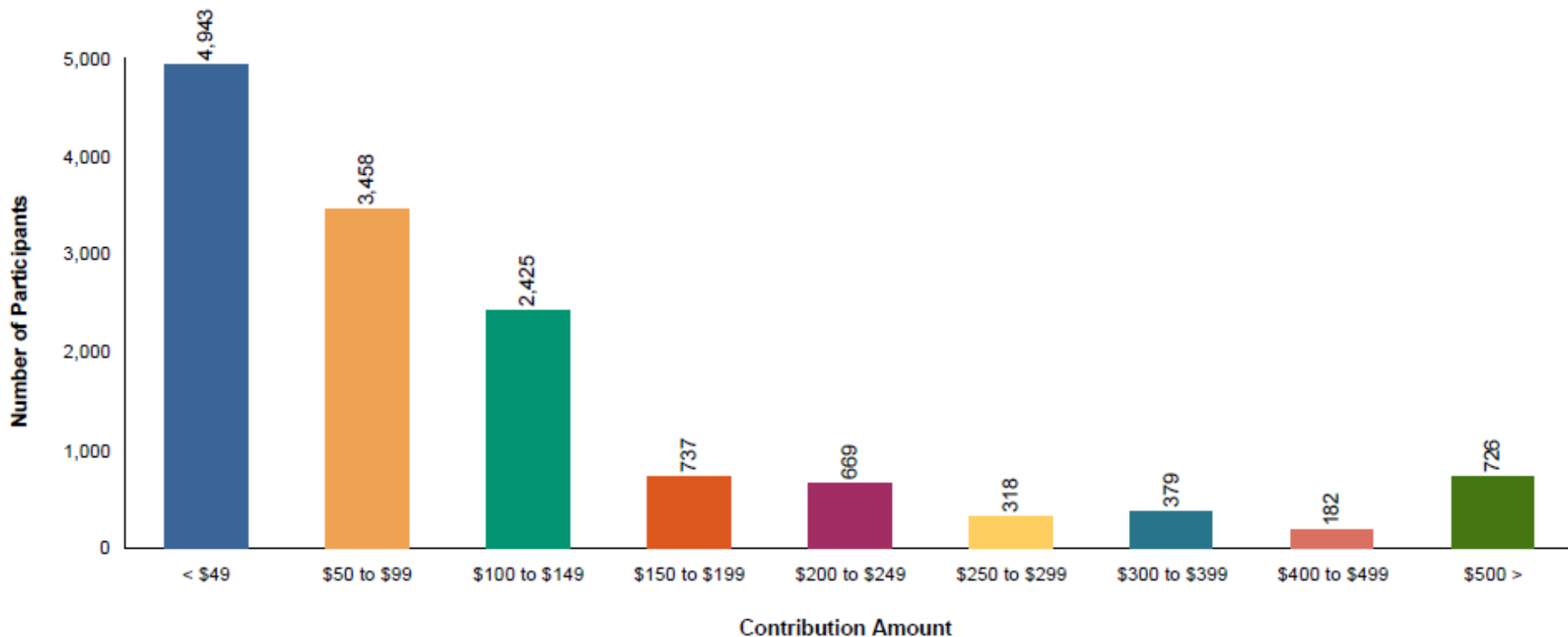
Participants with a Balance in a Single Investment

As of December 31, 2023



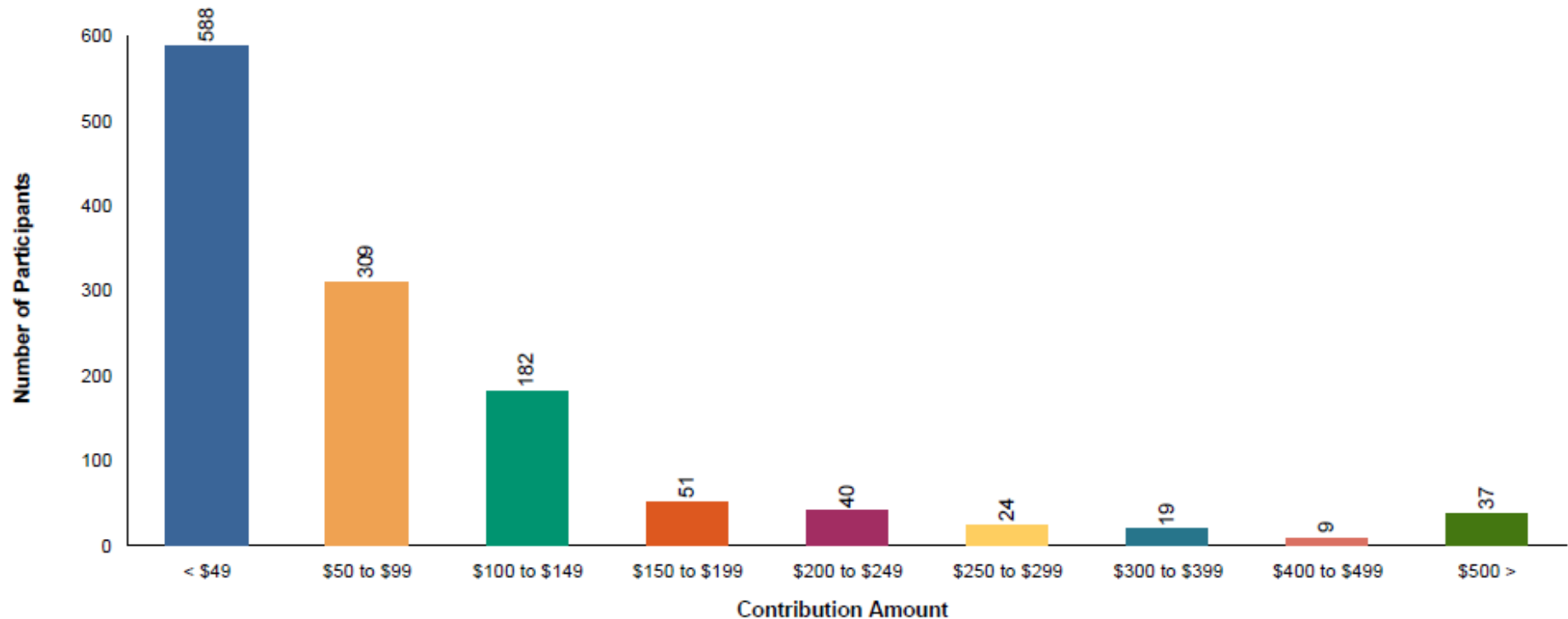
Before Tax Contribution Summary

As of December 31, 2023



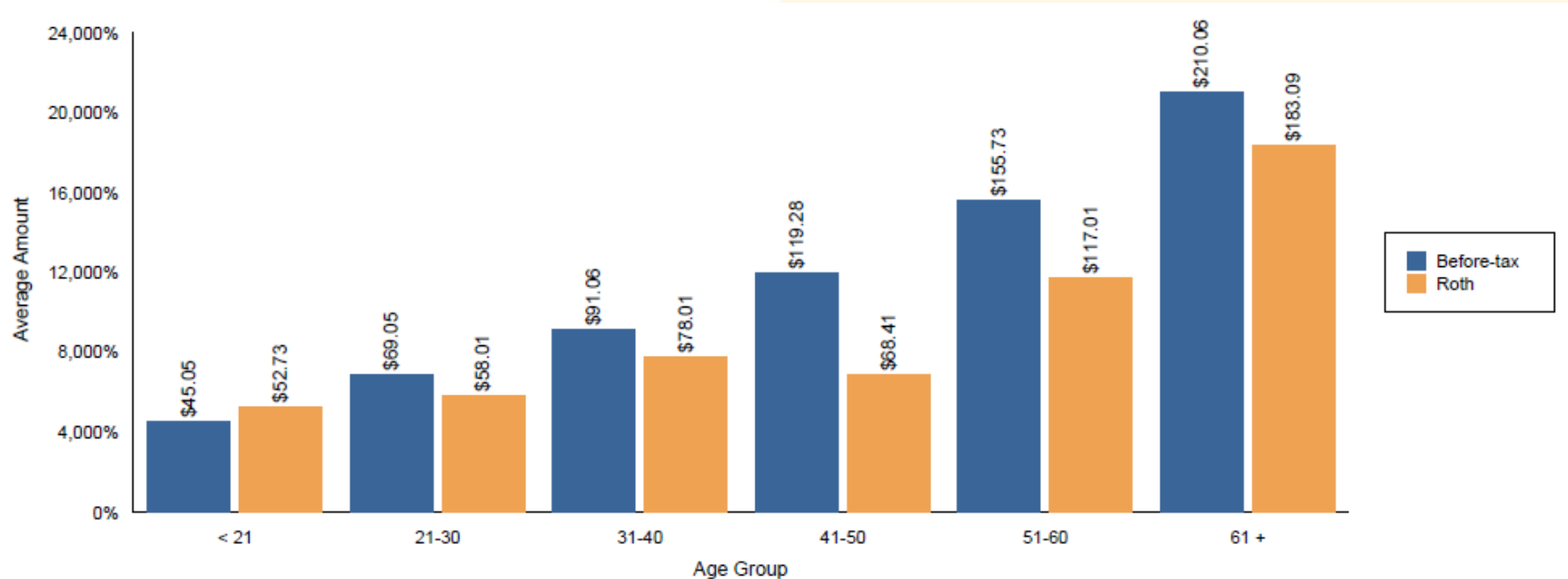
Roth Contribution Summary

As of December 31, 2023



Average Contribution Amount

As of December 31, 2023



Age Group	Before-tax Average \$	Roth Average \$
< 21	\$45.05	\$52.73
21-30	\$69.05	\$58.01
31-40	\$91.06	\$78.01
41-50	\$119.28	\$68.41
51-60	\$155.73	\$117.01
61 +	\$210.06	\$183.09
Overall	\$124.94	\$84.88

Balance by Investment As of December 31, 2023

Investment	Investment Category	Number of Participants	Average Participant	Percentage of Plan Assets	Investment Balance
Fidelity Small Cap Index Fund	Small/Mid/Specialty	3,289	\$5,814.36	2.36%	\$19,123,423.84
Vanguard Real Estate Indx Adm	Small/Mid/Specialty	882	\$2,250.73	0.25%	\$1,985,141.97
Fidelity Emg Mkts Id Fd	Global/International	372	\$4,690.86	0.22%	\$1,745,000.86
Vanguard Instl 500 Index Fund	Small/Mid/Specialty	5,898	\$34,245.45	24.97%	\$201,979,693.29
Vanguard Inflation Protected	Bonds	1,276	\$9,017.31	1.42%	\$11,508,093.92
EuroPacific Growth Fund	Global/International	817	\$10,078.38	1.02%	\$8,234,034.08
Principal MidCap Fund Institut	Small/Mid/Specialty	1,087	\$14,134.63	1.90%	\$15,364,338.22
Dodge & Cox Stock Fund	Large Cap Value	1,982	\$19,214.60	4.71%	\$38,083,339.55
Principal Diversified Real Ass	Small/Mid/Specialty	159	\$4,492.46	0.09%	\$714,301.71
T. Rowe Price MidCap Equity Gr	Small/Mid/Specialty	2,020	\$14,828.58	3.70%	\$29,953,737.59
Vanguard Total Bond Market Ind	Bonds	3,372	\$13,038.31	5.44%	\$43,965,179.81
Vanguard Total Intl Stock Inde	Global/International	2,674	\$11,013.97	3.64%	\$29,451,360.68
New Mexico Conservative Portfo	Asset Allocation	2,031	\$24,080.88	6.05%	\$48,908,263.94
New Mexico LifeCycle 2025 Port	Asset Allocation	2,403	\$22,172.49	6.59%	\$53,280,493.49
New Mexico LifeCycle 2030 Port	Asset Allocation	1,087	\$14,917.84	2.00%	\$16,215,694.48
New Mexico LifeCycle 2035 Port	Asset Allocation	2,814	\$17,042.47	5.93%	\$47,957,501.75
New Mexico LifeCycle 2040 Port	Asset Allocation	1,196	\$8,780.64	1.30%	\$10,501,641.72
New Mexico LifeCycle 2045 Port	Asset Allocation	2,368	\$12,038.87	3.52%	\$28,508,043.94
New Mexico LifeCycle 2050 Port	Asset Allocation	1,497	\$7,201.15	1.33%	\$10,780,121.86
New Mexico LifeCycle 2055 Port	Asset Allocation	3,120	\$6,405.63	2.47%	\$19,985,550.64
New Mexico LifeCycle 2060 Port	Asset Allocation	637	\$2,380.81	0.19%	\$1,516,577.30
New Mexico Stable Value Fund	Stability of Principal	5,029	\$24,840.10	15.44%	\$124,920,858.78
Fidelity Low-Priced Stock Fund	Small/Mid/Specialty	792	\$12,864.44	1.26%	\$10,188,639.11
Fidelity Diversified Internati	Global/International	1,058	\$9,816.79	1.28%	\$10,386,164.05
Schwab Personal Choice Retirem	Self Directed Brokerage	87	\$129,276.87	1.39%	\$11,247,087.90
LOAN FUND	Loan Fund	1,816	\$6,030.57	1.35%	\$10,951,515.38
Wellgtn ClF II Opp Em Mk Dbt 1	Bonds	250	\$5,717.77	0.18%	\$1,429,441.86

Total Investment Balance:

\$808,883,241.72

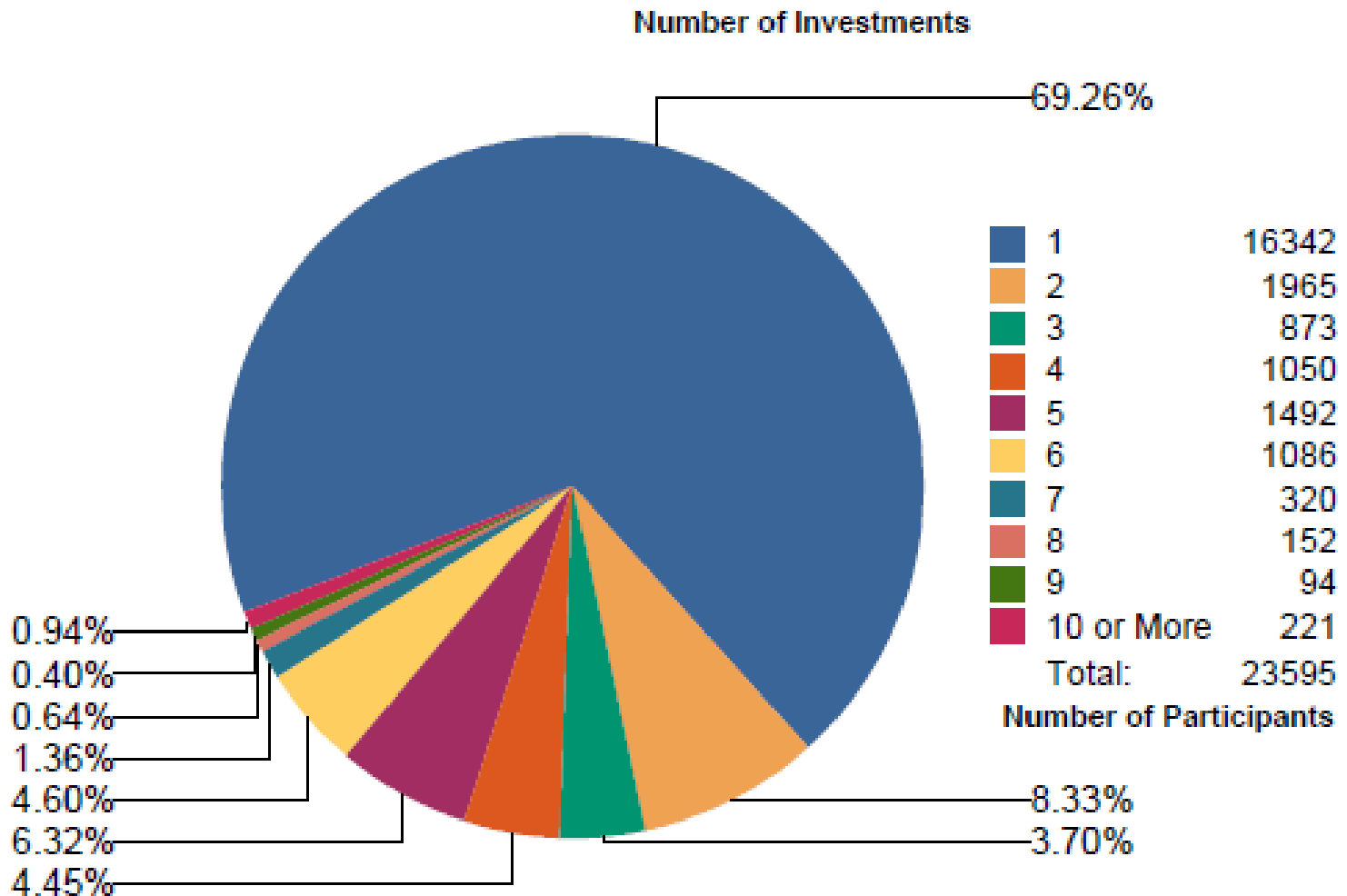
Total Deemed

Loan Fund:

\$3,325,802.74

Participants with Balance by Number of Investments

As of December 31, 2023



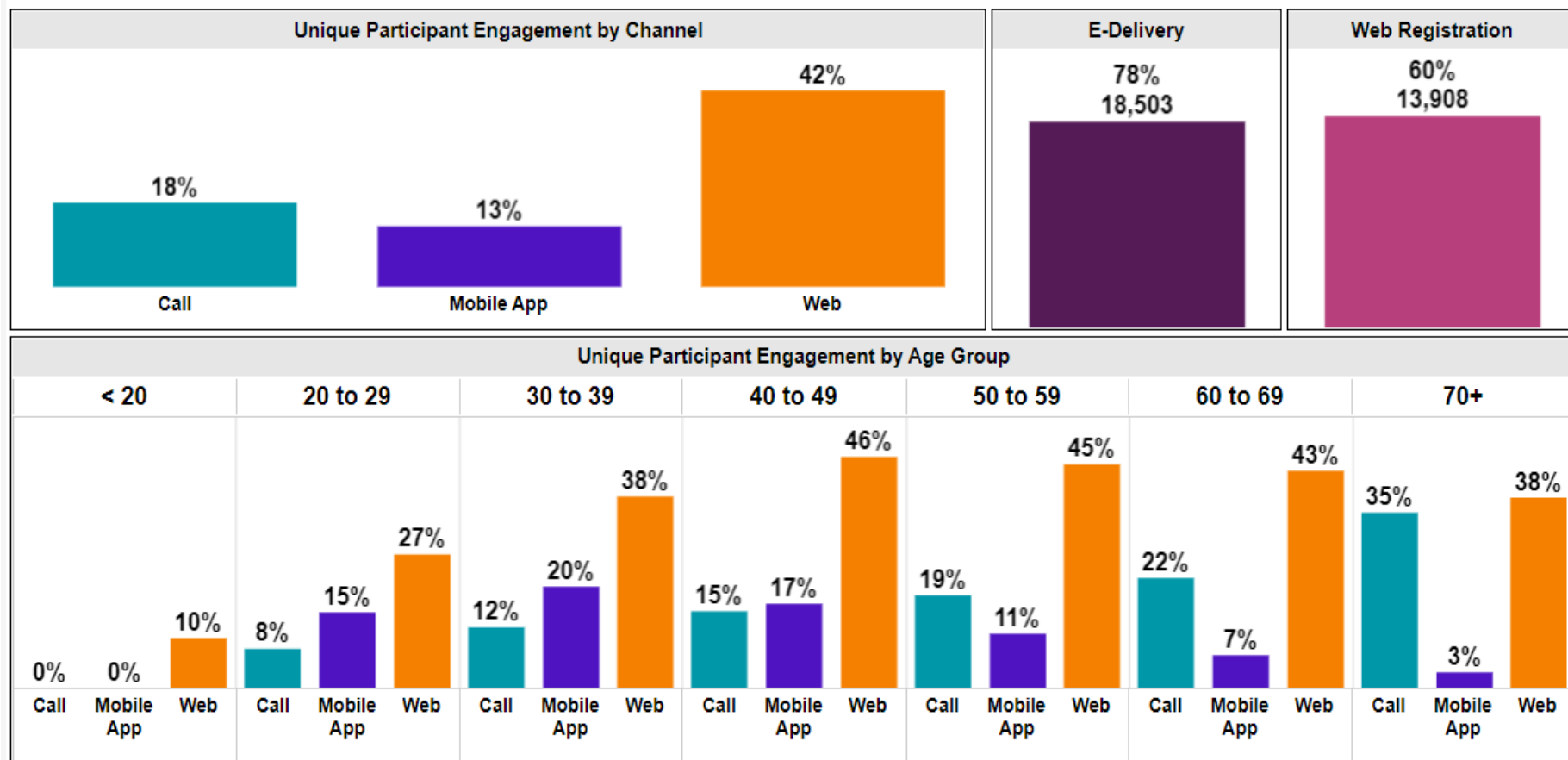
Digital Engagement



Participant Engagement

52% of Plan participants have engaged (calls, mobile, web)

42% of Plan participants have digitally engaged



Data as of: 12/31/2023

Digital Engagement myOrangeMoney

Unique Participant Activity	Participants	
Logged in with access to myOrangeMoney	12,163	
Viewed myOrangeMoney	11,850	97%
Engaged and interacted with myOrangeMoney	3,989	34%
Took action after using myOrangeMoney	281	7%

7% of participants took action after using myOrangeMoney

257 participants changed their deferral amount

44 participants changed a fund allocation

32 participants enrolled in a managed account

15 participants rolled money into a plan

- myOrangeMoney® Hide this section

Let's talk about your retirement savings ▾

\$3,890
Estimated Monthly Income

\$4,375
Retirement Monthly Goal

\$485
A Difference Of

The amount of my pay I can save now ?

Employee Pre Tax 8% (\$325 per pay period)

[Review other contributions](#)

I want to retire at age 67 ?

My investments might return 6% each year ?

[View Details](#)

[+ Privacy / How This Works?](#)

[Organize My \\$\\$\\$](#)

[About Me](#)

[RESET](#) [MAKE CHANGE NOW](#)

[HOW DO YOU FEEL ABOUT RETIREMENT?](#)

Data as of: 1/1/2023 to 12/31/2023

Digital Engagement myOrangeMoney Loans

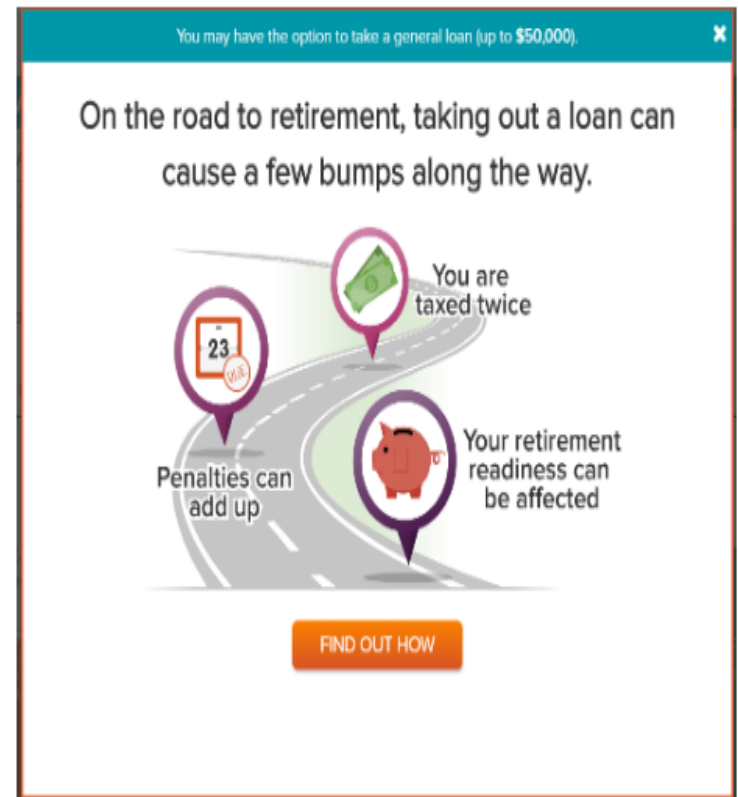
971 participants used loan guidance

306 (32%) participants used loan guidance and did not take a loan

665 (68%) participants used loan guidance and went on to take a loan

1 participants skipped loan guidance

1 (100%) participants skipped loan guidance and did not take a loan



Data as of: 1/1/2023 to 12/31/2023

Digital Engagement

Financial Wellness



How do your employees feel about their current financial situation?

Your employees



Voya book of business



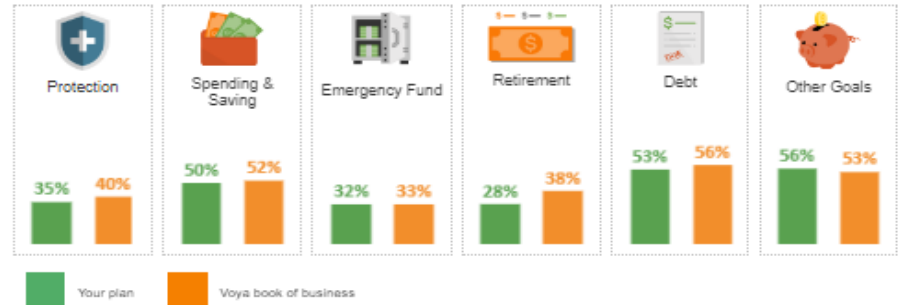
1 not confident 10 very confident

59% have a financial confidence of 7 or more
(Voya book of business: 51%)



Percent of employees on track by pillar

43% of your employees' pillar scores are green
(Voya book of business: 47%)

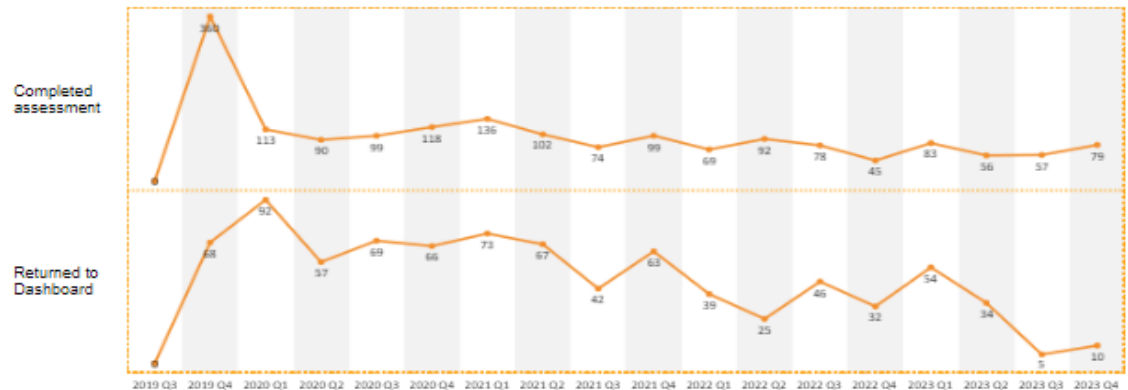


Engagement

	# of participants	% of participants	Voya Book of Business
Started Financial Wellness assessment	1,168	--	--
Completed assessment and viewed results	1,077	91%	89%
Viewed dashboard after completing assessment	837	78%	77%



Trending



Data as of: 12/31/2023

Personalized Messaging



Personalized Messaging Save More Results

669 (11%) participants targeted took action after opening a Save More email

25 participants are saving an average of 1.0% more per pay period (from 0.0% to 1.0%)

668 participants are saving an average of \$35 more per pay period (from \$115 to \$150)

Unique participant activity

Participants

Unique participants delivered



9,489

Unique participants opened



6,353

67%

Unique participants clicked



1,182

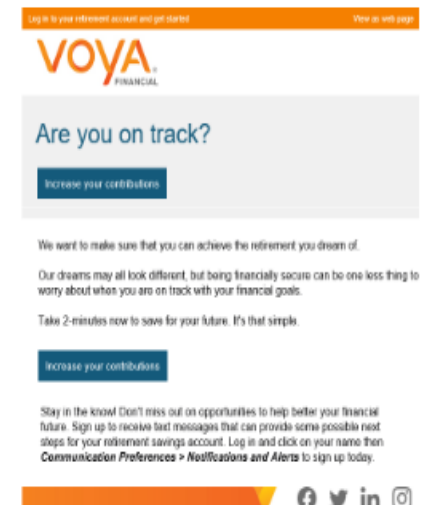
19%

Participants took action after opening



669

11%



Personalized Messaging

Beneficiary Results

189 (15%) participants named a beneficiary after opening a Beneficiary email

Unique participant activity

Participants

Unique participants delivered



2,009

Unique participants opened



1,236

62%

Unique participants clicked



398

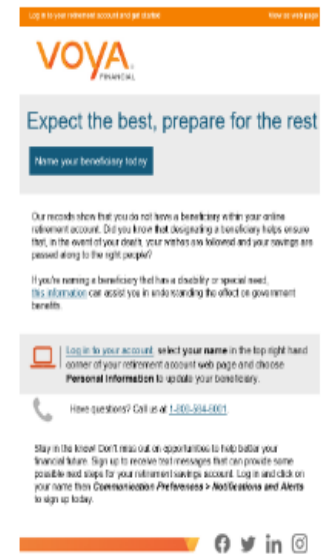
32%

Participants took action after opening



189





15%

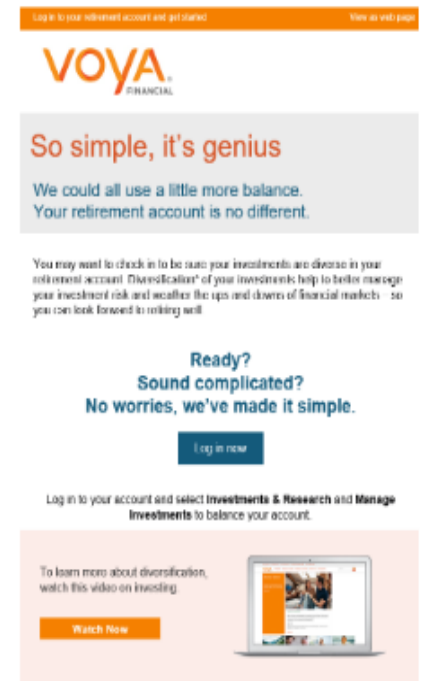


Personalized Messaging

Diversification Results

23 (1%) participants targeted diversified their account after opening a Diversification email

Unique participant activity		Participants	
Unique participants delivered		3,003	
Unique participants opened		2,020	67%
Unique participants clicked		373	18%
Participants took action after opening		23	1%



Personalized Messaging

Restart Savings Results

54 (10%) participants targeted resumed contributions after opening a Restart Savings email

54 participants are saving an average of \$43 more per pay period (from \$0 to \$43)

Unique participant activity

Participants

Unique participants delivered



1,199

Unique participants opened



563

47%

Unique participants clicked



60



11%

Participants took action after opening



54





10%



Personalized Messaging

Financial Wellness Results

203 (2%) participants targeted completed the Financial Wellness Assessment after opening a Quarterly Education email





Unique participant activity		Participants	
Unique participants delivered		11,412	
Unique participants opened		8,507	75%
Unique participants clicked		1,585	19%
Participants took action after opening		203	2%

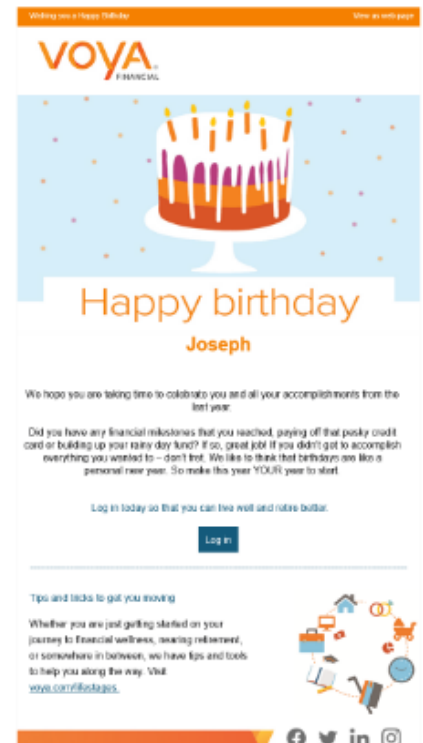


Personalized Messaging

Birthday Results

589 (16%) participants logged into their account after opening the email

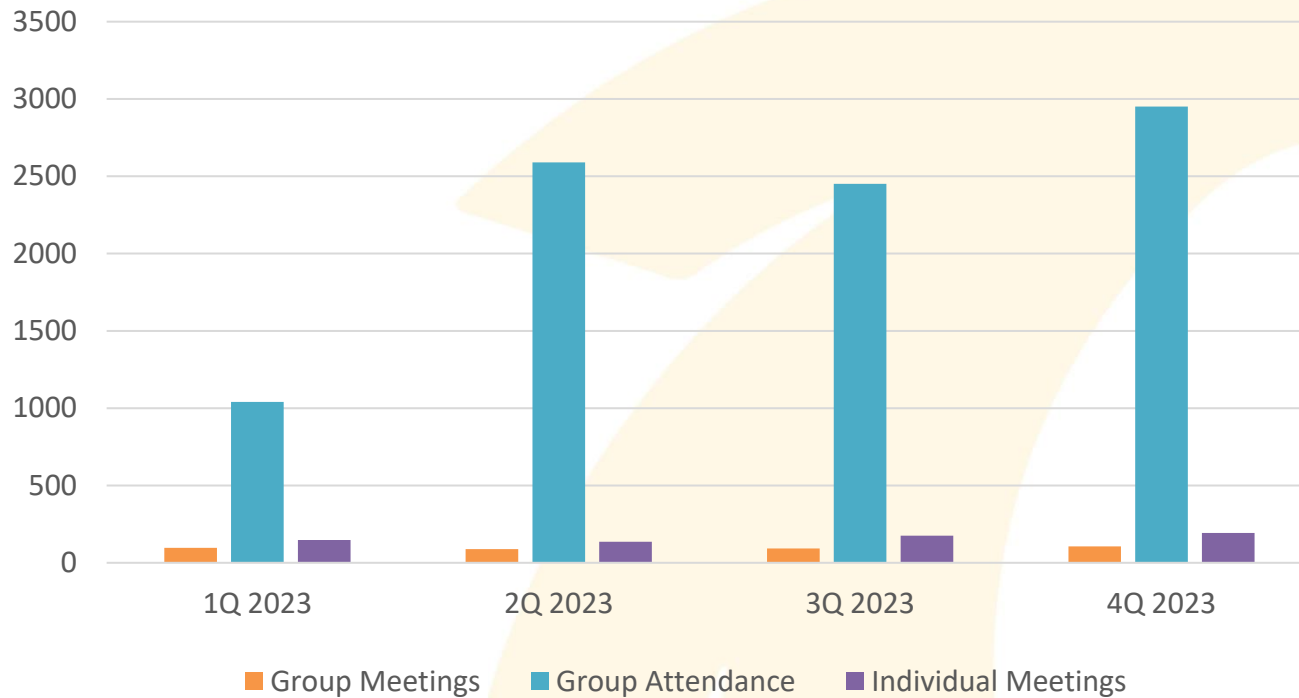
Unique participant activity		Participants	
Unique participants delivered		7,514	
Unique participants opened		3,734	50%
Unique participants clicked		347	9%
Participants took action after opening		589	16%



Outreach Update



Outreach Meeting Activity



	1Q 2023	2Q 2023	3Q 2023	4Q 2023
Group Meetings	97	88	93	106
Group Attendees	1,041	2,590	2,451	2,951
Individual Meetings	147	136	175	193

Outreach Meeting Activity

Week Ending	Plan #	Entity/Agency	Department	Location	Rep	Group Attendees	One/One
10/06/2023	626253	Santa Fe County	Countywide	Santa Fe	Rappmund	18	3
10/06/2023	626122	Aztec	Citywide	Farmington	Rappmund		2
10/06/2023	626205	State of NM	Department of Health	Farmington	Rappmund		3
10/06/2023	626205	State of NM	HR/Admin	Farmington	Rappmund		2
10/06/2023	626250	San Juan County	Countywide	Farmington	Rappmund	64	20
10/06/2023	626122	Farmington	Citywide	Farmington	Rappmund	58	13
10/06/2023	626167	Luna County		Deming	Uribe		1
10/06/2023	626126	City of Las Cruces		Las Cruces	Uribe		3
10/06/2023	626137	City of Sunland Park		Sunland Park	Uribe		4
10/06/2023	626205	State of NM	Third Judicial District Attorney's Office	Las Cruces	Uribe	11	5
10/06/2023	626205	State of NM	Taxation and Revenue Department (NEO)	Santa Fe	Uribe	30	
10/06/2023	626111	City of Alamogordo	Financial Wellness and Health Fair	Alamogordo	Uribe	101	17
10/07/2023	626102	Albuquerque Public Schools	Health Fair	Albuquerque	Lium	50	8
10/07/2023	626102	Albuquerque Public Schools	Open Enrollment	Albuquerque	Lium	50	11
10/07/2023	626112	City of Albuquerque	Albuquerque Police Department	Albuquerque	Lium	3	3
10/07/2023	626205	Department of Transportation	Retirement Seminar	Grants	Lium	12	5
10/07/2023	626205	Department of Transportation	Retirement Seminar	Grants	Lium	11	1
10/13/2023	626250	San Juan County	HR/Admin	Santa Fe	Rappmund		3
10/13/2023	626122	Farmington	Citywide	Farmington	Rappmund		5
10/13/2023	626205	State of NM	PERA	Statewide	Rappmund	17	3
10/13/2023	626205	State of NM	Children, Youth & Families	Las Vegas	Rappmund		2
10/13/2023	626134	Santa Fe City	Citywide	Santa Fe	Rappmund		3
10/13/2023	626205	State of NM	Tax/Revenue	Albuquerque	Rappmund		2
10/13/2023	626205	State of NM	Cultural Affairs	Santa Fe	Rappmund		3
10/13/2023	626126	Las Cruces	HR/Admin	Santa Fe	Rappmund		3
10/13/2023	626205	State of NM	Department of Transportation (D2)	Roswell	Uribe	16	10
10/13/2023	626133	City of Roswell	Benefits Fair	Roswell	Uribe	25	9
10/13/2023	626146	Sierra County		Truth or Consequences	Uribe		2
10/13/2023	626167	Luna County		Deming	Uribe		1
10/13/2023	626126	City of Las Cruces	Financial Wellness and Health Fair	Las Cruces	Uribe	500	44
10/14/2023	626105	Bernalillo County	New Employee Orientation	Albuquerque	Lium	21	5

Outreach Meeting Activity cont.

Week Ending	Plan #	Entity/Agency	Department	Location	Rep	Group Attendees	One/One
10/14/2023	626112	City of Albuquerque	Retirement Seminar	Albuquerque	Lium	20	5
10/14/2023	626101	Albuquerque Bernalillo County Water Utility Authority	Retirement Seminar	Albuquerque	Lium	15	5
10/14/2023	626108	Central New Mexico Community College	Open Enrollment	Albuquerque	Lium	2	1
10/14/2023	626112	City of Albuquerque	Health Fair	Albuquerque	Lium	600	30
10/14/2023	626112	City of Albuquerque	Parks and Recreation	Albuquerque	Lium	3	1
10/14/2023	626112	City of Albuquerque		Albuquerque	Lium	2	1
10/14/2023	626205	Department of Transportation		Albuquerque	Lium		1
10/20/2023	626253	Santa Fe County	Countywide	Santa Fe	Rappmund	10	3
10/20/2023	626205	State of NM	Public Safety	Santa Fe	Rappmund	11	7
10/20/2023	626205	State of NM	Department of Health	Santa Fe	Rappmund		1
10/20/2023	626126	Las Cruces	HR/Admin	Santa Fe	Rappmund		2
10/20/2023	626205	State of NM	Tax/Revenue	Albuquerque	Rappmund		1
10/20/2023	626115	Bloomfield	HR/Admin	Santa Fe	Rappmund		2
10/20/2023	626122	City of Aztec	Citywide	Santa Fe	Rappmund		1
10/20/2023	626150	Dona Ana County		Las Cruces	Uribe		2
10/20/2023	626126	City of Las Cruces	Solid Waste Authority	Las Cruces	Uribe	7	5
10/20/2023	626191	Village of Ruidoso Downs		Ruidoso Downs	Uribe		2
10/20/2023	626205	State of NM	Department of Transportation (D1)	Las Cruces	Uribe	27	16
10/21/2023	626112	City of Albuquerque	National Save for Reirement Week	Albuquerque	Lium	2	1
10/21/2023	626112	City of Albuquerque	National Save for Reirement Week	Albuquerque	Lium	2	
10/21/2023	626205	Gaming Control Board		Albuquerque	Lium	30	6
10/21/2023	626108	Central New Mexico Community College	Health Fair	Albuquerque	Lium	50	7
10/21/2023	626112	City of Albuquerque	National Save for Reirement Week	Albuquerque	Lium	15	7
10/27/2023	626253	Santa Fe County	Countywide	Santa Fe	Rappmund		4
10/27/2023	626115	Bloomfield	HR/Admin	Santa Fe	Rappmund		2
10/27/2023	626134	Santa Fe City	Citywide	Santa Fe	Rappmund		3
10/27/2023	626205	State of NM	Department of Health	Santa Fe	Rappmund		1
10/27/2023	626205	State of NM	Department of Health	Las Vegas	Rappmund		5
10/27/2023	626122	City of Aztec	Citywide	Santa Fe	Rappmund		1
10/27/2023	626126	Las Cruces	HR/Admin	Santa Fe	Rappmund		1
10/27/2023	626205	State of NM	Public Safety	Santa Fe	Rappmund		1

Outreach Meeting Activity cont.

Week Ending	Plan #	Entity/Agency	Department	Location	Rep	Group Attendees	One/One
10/27/2023	626205	State of NM	Economic Development Department	Roswell	Uribe		5
10/27/2023	626155	Elephant Butte Irrigation District		Las Cruces	Uribe	12	8
10/27/2023	626155	Elephant Butte Irrigation District		Chamberino	Uribe	18	3
10/27/2023	626105	Bernalillo County	New Employee Orientation	Albuquerque	Lium	35	
10/27/2023	626112	City of Albuquerque	AFR Station 15	Albuquerque	Lium	6	3
10/27/2023	626205	Administrative Office of the Courts	Second Judicial District Court	Albuquerque	Lium	25	
10/27/2023	626205	Administrative Office of the District Attorney	Annual Conference	Bernalillo	Lium	50	4
10/27/2023	626112	City of Albuquerque	Parks and Recreation	Albuquerque	Lium	2	2
10/27/2023		Village of Mountain Air		Mountain Air	Lium	2	
10/27/2023	626205	Department of Transportation		Mountain Air	Lium	4	2
10/27/2023	626105	Bernalillo County		Albuquerque	Lium		2
11/03/2023	626253	Santa Fe County	Countywide	Santa Fe	Rappmund	15	2
11/03/2023	626134	Santa Fe City	Citywide	Santa Fe	Rappmund		2
11/03/2023	626205	State of NM	Tax/Revenue	Santa Fe	Rappmund	12	3
11/03/2023	626205	State of NM	Attorney General	Santa Fe	Rappmund		2
11/03/2023	626155	Elephant Butte Irrigation District		Las Cruces	Uribe		1
11/03/2023	626205	State of NM	Economic Development Department	Las Cruces	Uribe	17	4
11/03/2023	626205	State of NM	CYFD	Las Cruces	Uribe	8	5
11/03/2023	626125	City of Hobbs		Hobbs	Uribe	3	1
11/03/2023	626205	State of NM	Department of Transportation (D2)	Roswell	Uribe		3
11/03/2023	626241	Village of Ruidoso		Ruidoso	Uribe		2
11/03/2023	626205	State of NM	Taxation and Revenue Department	Las Cruces	Uribe	13	8
11/03/2023	626105	Bernalillo County	Health Fair	Albuquerque	Lium	200	25
11/03/2023	626112	City of Albuquerque	AFR Training Academy	Albuquerque	Lium	4	3
11/03/2023	626112	City of Albuquerque	AFR Station 18	Albuquerque	Lium	4	2
11/03/2023	626112	City of Albuquerque	AFR Station 21	Albuquerque	Lium	6	1
11/03/2023	626112	City of Albuquerque		Albuquerque	Lium	4	1
11/10/2023	626205	State of NM	Attorney General	Santa Fe	Rappmund		3
11/10/2023	626205	State of NM	Children, Youth & Families	Taos	Rappmund	16	10
11/10/2023	626181	Northern NM Community College	HR/Admin	Espanola	Rappmund		3
11/10/2023	626181	Northern NM Community College	Library	Espanola	Rappmund		2

Outreach Meeting Activity cont.

Week Ending	Plan #	Entity/Agency	Department	Location	Rep	Group Attendees	One/One
11/10/2023	626205	State of NM	Department of Transportation (D2)	Roswell	Uribe		3
11/10/2023	626136	City of Socorro		Socorro	Uribe	5	2
11/10/2023	626205	State of NM	CYFD Juvenile Detention Center	Las Cruces	Uribe	5	5
11/10/2023	626205	State of NM	DOT PERA/SmartSave Webinar	Roswell	Uribe	40	2
11/10/2023	626105	Bernalillo County	New Employee Orientation	Albuquerque	Lium	12	
11/10/2023	626252	Sandoval County	Fire	Bernalillo	Lium	14	6
11/10/2023	626205	PERA	Retirement Seminar	Albuquerque	Lium	17	
11/10/2023	626105	Bernalillo County		Albuquerque	Lium	3	2
11/10/2023	626112	City of Albuquerque		Albuquerque	Lium	2	1
11/10/2023	626101	Albuquerque Bernalillo County Water Utility Authority		Albuquerque	Lium		2
11/17/2023	626205	State of NM	Attorney General	Santa Fe	Rappmund		2
11/17/2023	626134	Santa Fe City	Citywide	Santa Fe	Rappmund	12	4
11/17/2023	626253	Santa Fe County	Countywide	Santa Fe	Rappmund	10	5
11/17/2023	626205	State of NM	Department of Health	Taos	Rappmund	31	4
11/17/2023	626115	Bloomfield	HR/Admin	Santa Fe	Rappmund		1
11/17/2023	626110	Chaves County		Roswell	Uribe		3
11/17/2023	626116	City of Carlsbad		Carlsbad	Uribe	22	16
11/17/2023	626205	State of NM	Department of Public Safety	Las Cruces	Uribe	3	3
11/17/2023	626205	State of NM	DOT PERA/SmartSave Webinar	Roswell	Uribe	31	
11/17/2023	626160	Guadalupe County		Santa Rosa	Lium	2	2
11/17/2023	626135	City of Santa Rosa		Santa Rosa	Lium		1
11/17/2023	626205	Department of Transportation	Patrol Yard	Santa Rosa	Lium		1
11/17/2023	626230	Village of Fort Sumner		Ft. Sumner	Lium	3	1
11/17/2023	626149	DeBaca County		Ft. Sumner	Lium		1
11/17/2023	626256	City of Rio Communities		Rio Communities	Lium	3	1
11/17/2023	626205	Human Services Department	Income Support	Albuquerque	Lium	15	7
11/17/2023	626112	City of Albuquerque		Albuquerque	Lium	4	4
11/17/2023	626205	Taxtion and Revenue Department		Albuquerque	Lium		1
11/24/2023	626205	State of NM	HR/Admin	Farmington	Rappmund		1
11/24/2023	626250	San Juan County	Sheriff	Aztec	Rappmund		3
11/24/2023	626205	State of NM	Department of Health	Taos	Rappmund		2

Outreach Meeting Activity cont.

Week Ending	Plan #	Entity/Agency	Department	Location	Rep	Group Attendees	One/One
11/24/2023	626105	Bernalillo County	New Employee Orientation	Albuquerque	Lium	16	
11/24/2023	626105	Bernalillo County		Albuquerque	Lium	2	1
11/24/2023	626130	City of Moriarty		Moriarty	Lium	2	2
11/24/2023	626205	Department of Transportation	Maintenance	Moriarty	Lium	3	
11/24/2023	626205	Department of Transportation	Project Office	Moriarty	Lium		1
11/24/2023	626208	Torrance County		Estancia	Lium		1
11/30/2023	626133	City of Roswell		Roswell	Uribe	3	1
11/30/2023	626205	State of NM	DOH Annual Meeting	Roswell	Uribe	126	21
11/30/2023	626110	Chaves County	Road Department	Roswell	Uribe	30	9
12/01/2023	626205	State of NM	Attorney General	Santa Fe	Rappmund		3
12/01/2023	626253	Santa Fe County	Countywide	Santa Fe	Rappmund	13	5
12/01/2023	626205	State of NM	Public Safety	Santa Fe	Rappmund	7	5
12/01/2023	626205	State of NM	Department of Health	Santa Fe	Rappmund		3
12/01/2023	626221	Village of Angel Fire	HR/Admin	Santa Fe	Rappmund		1
12/01/2023	626126	City of Las Cruces		Las Cruces	Uribe		1
12/01/2023	626205	State of NM	Department of Transportation	Roswell	Uribe		1
12/01/2023	626205	State of NM	Department of Health	Las Cruces	Uribe		1
12/01/2023	626152	Eddy County		Carlsbad	Uribe		2
12/01/2023	626112	City of Albuquerque		Albuquerque	Lium	3	1
12/01/2023	626205	Department of Health		Albuquerque	Lium		1
12/01/2023	626105	Bernalillo County		Albuquerque	Lium		1
12/08/2023	626115	Bloomfield	Citywide	Bloomfield	Rappmund	6	20
12/08/2023	626250	San Juan County	Sheriff	Aztec	Rappmund		2
12/08/2023	626250	San Juan County	Countywide	Aztec	Rappmund	4	5
12/08/2023	626205	State of NM	Tax/Revenue	Santa Fe	Rappmund	10	3
12/08/2023	626205	State of NM	Department of Health	Santa Fe	Rappmund		3
12/08/2023	626205	State of NM	Environment	Santa Fe	Rappmund		2
12/08/2023	626253	Santa Fe County	Countywide	Santa Fe	Rappmund		1
12/08/2023	626127	Las Vegas	HR/Admin	Santa Fe	Rappmund		1
12/08/2023	626150	Dona Ana County		Las Cruces	Uribe		3
12/08/2023	626205	State of NM	Taxation and Revenue Department	Las Cruces	Uribe		1

Outreach Meeting Activity cont.

Week Ending	Plan #	Entity/Agency	Department	Location	Rep	Group Attendees	One/One
12/08/2023	626152	Eddy County		Carlsbad	Uribe		2
12/08/2023	626205	State of NM	Department of Transportation (D2)	Roswell	Uribe		1
12/08/2023	626241	Village of Ruidoso		Ruidoso	Uribe		1
12/08/2023	626111	City of Alamogordo		Alamogordo	Uribe		2
12/08/2023	626205	State of NM	Department of Transportation (D2)	Roswell	Uribe	2	
12/08/2023	626110	Chaves County	New Employee Orientation	Roswell	Uribe	5	1
12/08/2023	626105	Bernalillo County	New Employee Orientation	Albuquerque	Lium	16	
12/08/2023	626112	City of Albuquerque		Albuquerque	Lium	4	1
12/08/2023	626205	Department of Game and Fish		Albuquerque	Lium		2
12/08/2023	626112	City of Albuquerque	Retirement Seminar	Albuquerque	Lium	35	6
12/08/2023	626112	City of Albuquerque	Albuquerque Police Department	Albuquerque	Lium	7	4
12/08/2023	626108	Central New Mexico Community College		Albuquerque	Lium	4	1
12/15/2023	626205	State of NM	Department of Health	Santa Fe	Rappmund	18	3
12/15/2023	626205	State of NM	HR/Admin	Albuquerque	Rappmund		4
12/15/2023	626253	Santa Fe County	Countywide	Santa Fe	Rappmund	11	2
12/15/2023	626205	State of NM	Departmt of Public Safety	Las Cruces	Uribe		1
12/15/2023	626126	City of Las Cruces		Las Cruces	Uribe		2
12/15/2023	626150	Dona Ana County		Las Cruces	Uribe		4
12/15/2023	626205	State of NM	Department of Public Safety	Las Cruces	Uribe		1
12/15/2023	626205	State of NM	CYFD	Las Cruces	Uribe		1
12/15/2023	626241	Village of Ruidoso		Ruidoso	Uribe		1
12/15/2023	626110	Chaves County	New Employee Orientation	Roswell	Uribe	7	
12/15/2023	626205	Statewide	PERA/SmartSave Retirement Seminar	Las Cruces	Uribe	41	7
12/15/2023	626112	City of Albuquerque		Albuquerque	Lium	3	1
12/15/2023	626105	Bernalillo County		Albuquerque	Lium	3	2
12/15/2023	626205	Workers Compensation Administration		Albuquerque	Lium	16	3
12/15/2023	626112	City of Albuquerque		Albuquerque	Lium	2	
12/15/2023	626112	City of Albuquerque	AFR Station 21	Albuquerque	Lium	5	2
12/15/2023	626112	City of Albuquerque	AFR Station 8	Albuquerque	Lium	3	1
12/22/2023	626250	San Juan County	Sheriff	Santa Fe	Rappmund		1
12/22/2023	626134	Santa Fe City	Citywide	Santa Fe	Rappmund		1

Outreach Meeting Activity cont.

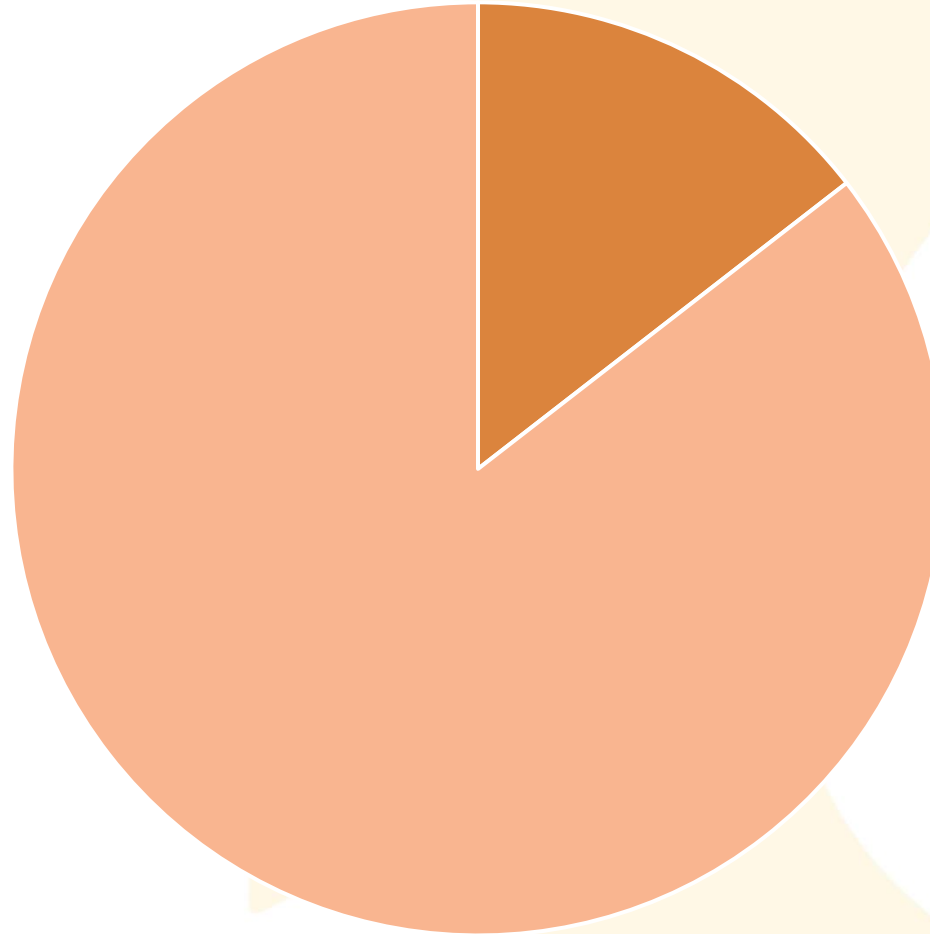
Week Ending	Plan #	Entity/Agency	Department	Location	Rep	Group Attendees	One/One
12/22/2023	626253	Santa Fe County	Countywide	Santa Fe	Rappmund		1
12/22/2023	626250	San Juan County	Countywide	Santa Fe	Rappmund		1
12/22/2023	626205	State of NM	Tax/Revenue	Albuquerque	Rappmund		1
12/22/2023	626150	Dona Ana County		Las Cruces	Uribe		1
12/22/2023	626205	State of NM	Department of Public Safety	Las Cruces	Uribe		1
12/22/2023	626126	City of Las Cruces		Las Cruces	Uribe		1
12/22/2023	626205	State of NM	CYFD	Alamogordo	Uribe	12	5
12/22/2023	626105	Bernalillo County	New Employee Orientation	Albuquerque	Lium	38	2
12/22/2023	626205	Administrative Office of the Courts		Albuquerque	Lium		1
12/29/2023	626253	Santa Fe County	Countywide	Santa Fe	Rappmund	6	2
12/29/2023	626134	Santa Fe City	Tourism	Santa Fe	Rappmund		2
12/29/2023	626134	Santa Fe City	Water	Santa Fe	Rappmund		2
12/29/2023	626115	Bloomfield	Citywide	Santa Fe	Rappmund		2
12/29/2023	626205	State of NM	Tax/Revenue	Santa Fe	Rappmund		1
12/29/2023	626250	San Juan County	Countywide	Santa Fe	Rappmund		2
12/29/2023	626122	Farmington	HR/Admin	Farmington	Rappmund		1
12/29/2023	626150	Dona Ana County		Las Cruces	Uribe		1
12/29/2023	626116	City of Carlsbad		Carlsbad	Uribe		1
12/29/2023	626112	City of Albuquerque	AFR Cadet Academy	Albuquerque	Lium	11	1
12/29/2023	626105	Bernalillo County		Albuquerque	Lium		2
11/30/2024	626110	Chaves County	Administration	Roswell		4	2

Participant Services



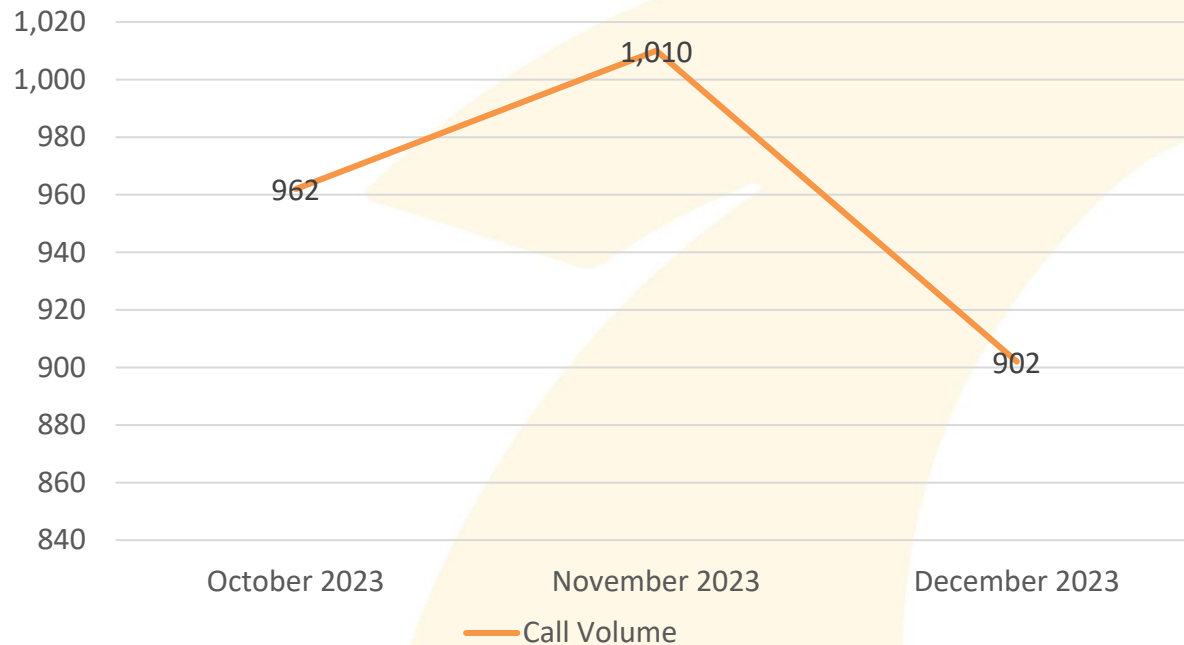
Participant Contact Summary

October 1, 2023 - December 31, 2023



■ Call Center (7,746) ■ Participant Web (45,667)

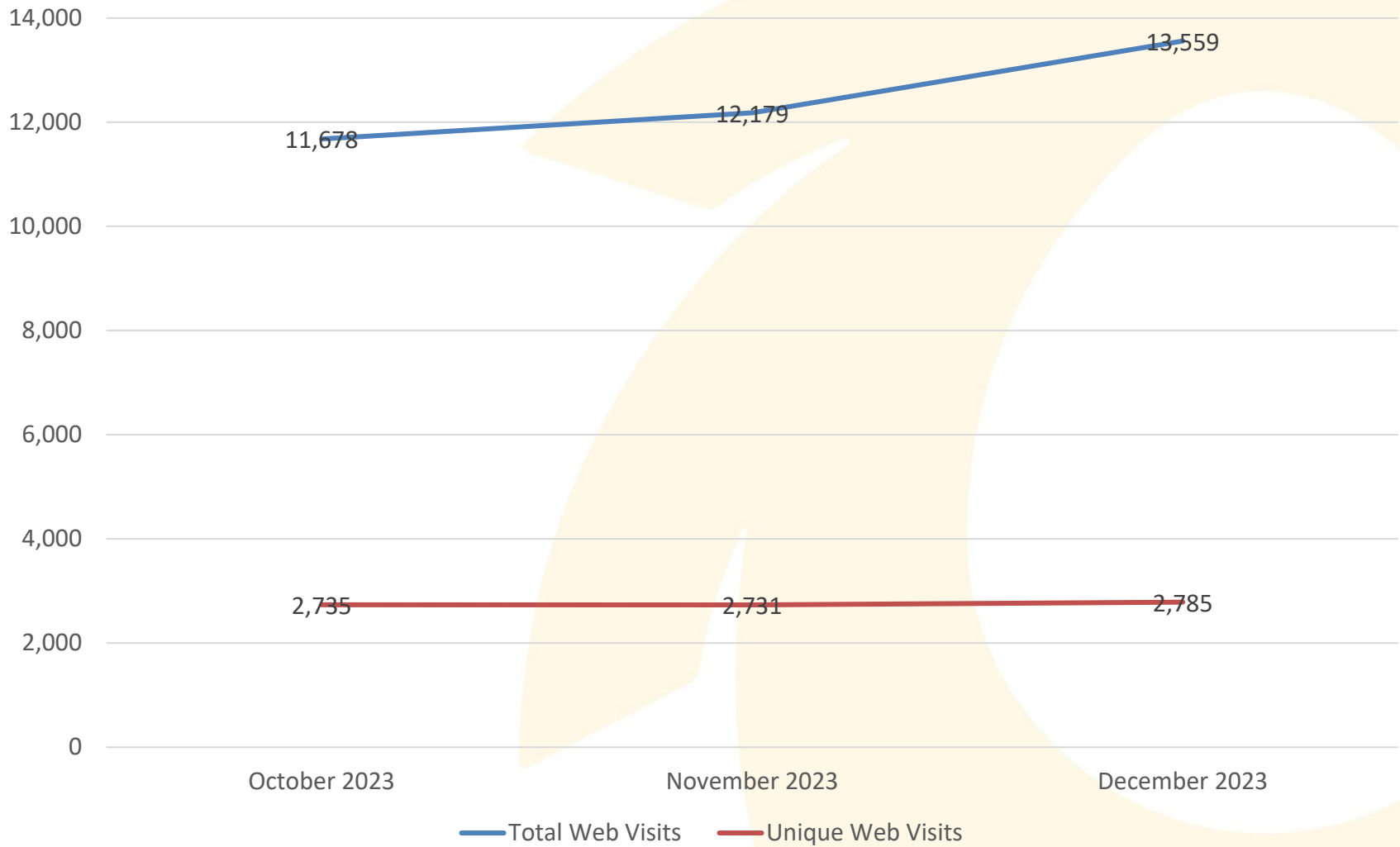
Call Center Activity October 1, 2023 – December 31, 2023



	Call Volume	Average Speed of Answer (Seconds)	Average Call Length (Minutes)	Number of Abandoned Calls	Percentage of Abandoned Calls
October 2023	962	17	7:43	3	0.00%
November 2023	1,010	9	7:45	1	0.00%
December 2023	902	25	7:33	12	0.01%

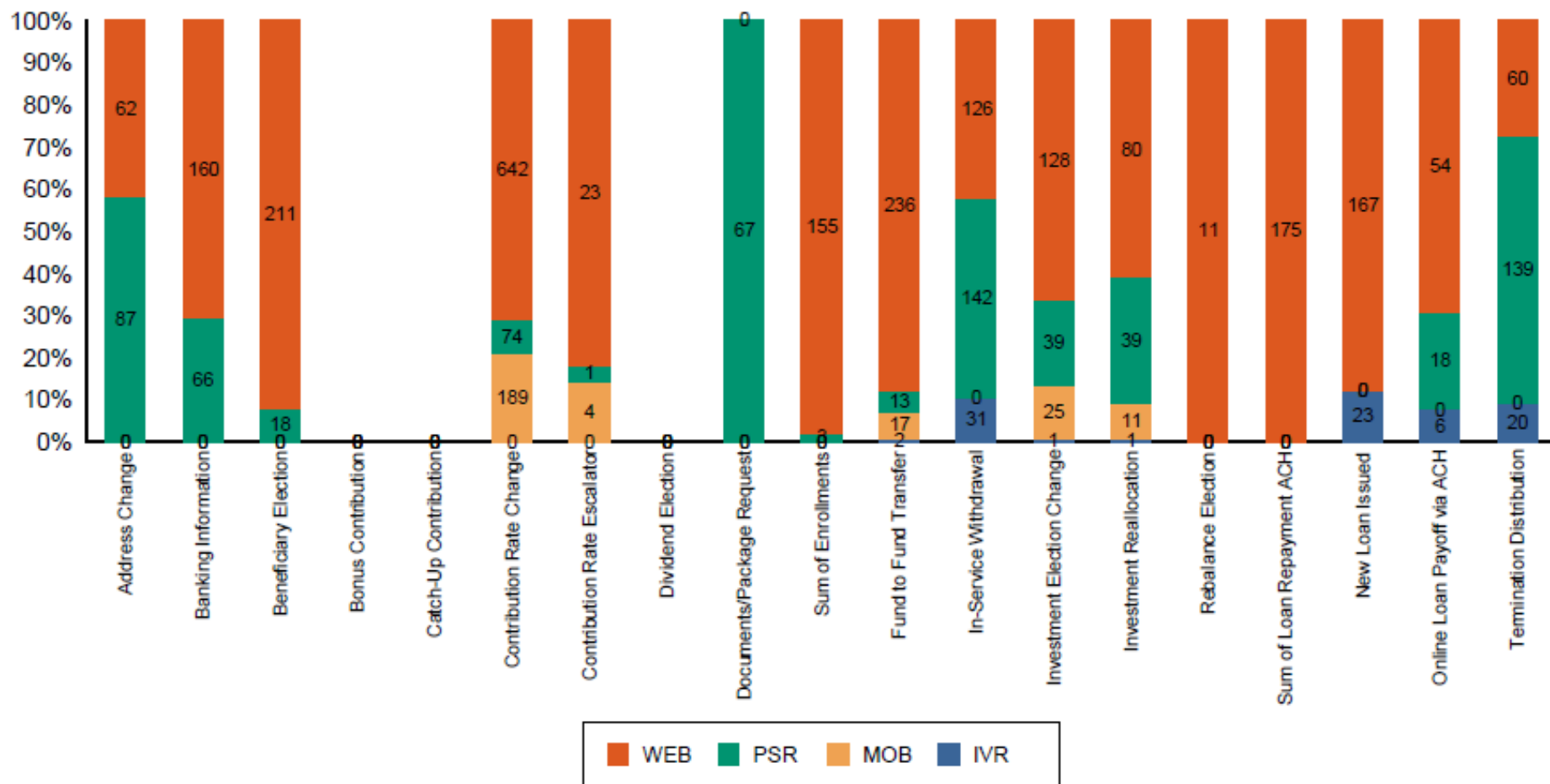
Participant Web Activity

October 1, 2023 - December 31, 2023



Paperless Transactions by Channel

October 1, 2023 - December 31, 2023



Paperless Transactions Volume

October 1, 2023 - December 31, 2023

Paperless Transaction Description	Transaction Volume
Address Change	149
Banking Information	226
Beneficiary Election	229
Bonus Contribution	0
Catch-up Contribution	0
Contribution Rate Change	905
Contribution Rate Escalator	28
Dividend Election	0
Document/Package Request	67
Fund to Fund Transfer	268
In-service Withdrawal	299
Investment Election Change	193
Investment Reallocation	131
Rebalance Election	11
Loan Repayment ACH Election	175
New Loans Issued	190
Online Loan Payoff via ACH	78
Termination Distribution	219

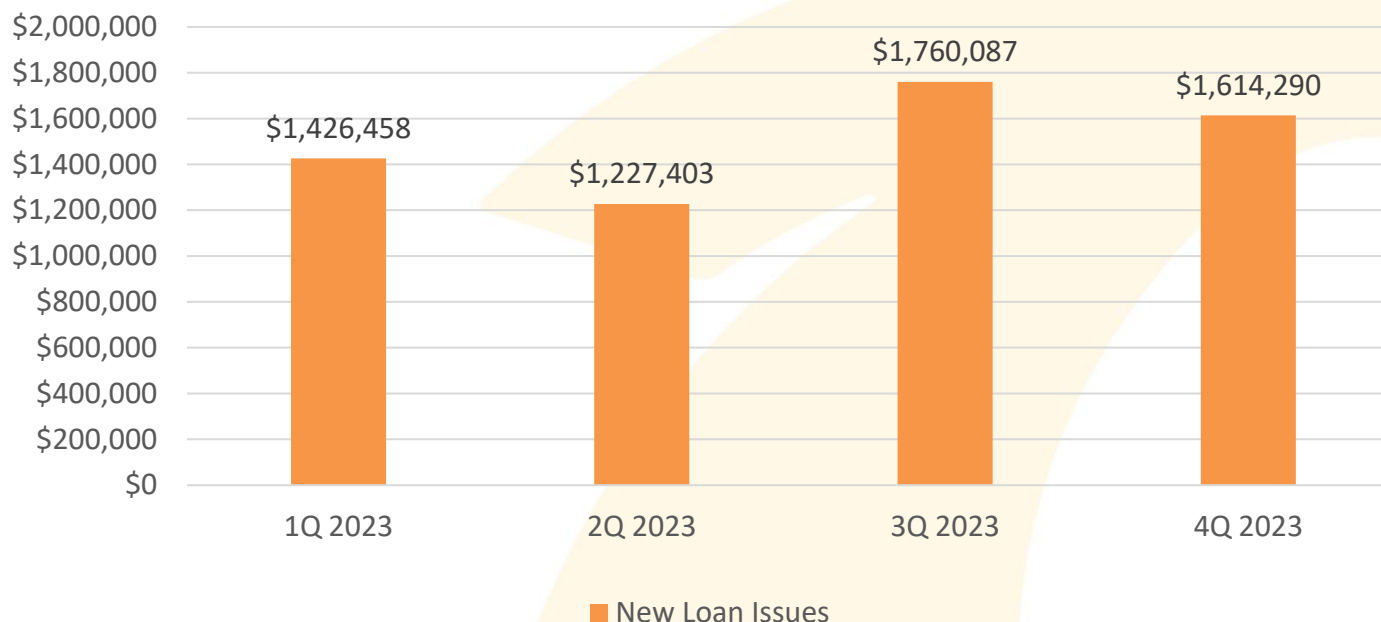
Enrollments for the Period: 158

Transaction Processed Summary

October 1, 2023 - December 31, 2023

Transactions	Transaction Volume
Contributions	90,662
Rebalance Transfers	39
Loan Repayment	5,054
Loans Re-amortized	1
Dividend Pass-Throughs	0
Dividend Reinvestments	20,364
Fee Deductions	26,930
Installment Distributions via Check	141
Installment Distributions via ACH	726
Forced Deminimus Distributions	0
Required Minimum Distributions	774
Forced Default Rollover Distributions	0
Total:	144,691

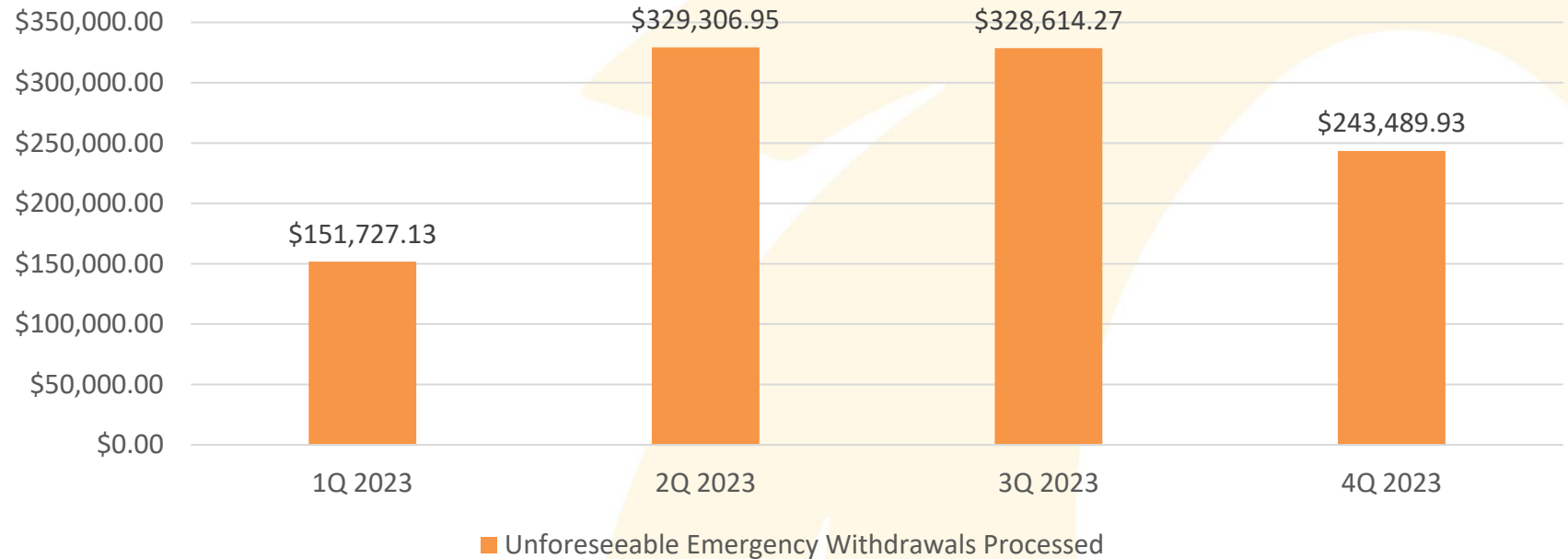
Loan Summary As of December 31, 2023



New Loans Issued 4Q 2023	\$1,614,290.12
Total Outstanding Loans as of December 31, 2023	1,817
Total Outstanding Loan Balance as of December 31, 2023	\$10,953,507.58
Total Outstanding Deemed Loan Balance as of December 31, 2023	\$6,237,559.15

Unforeseeable Emergency Withdrawal Summary

As of December 31, 2023



	Q1 2023	Q2 2023	Q3 2023	Q4 2023
Processed	62	91	98	180
Rejected	128	172	142	162

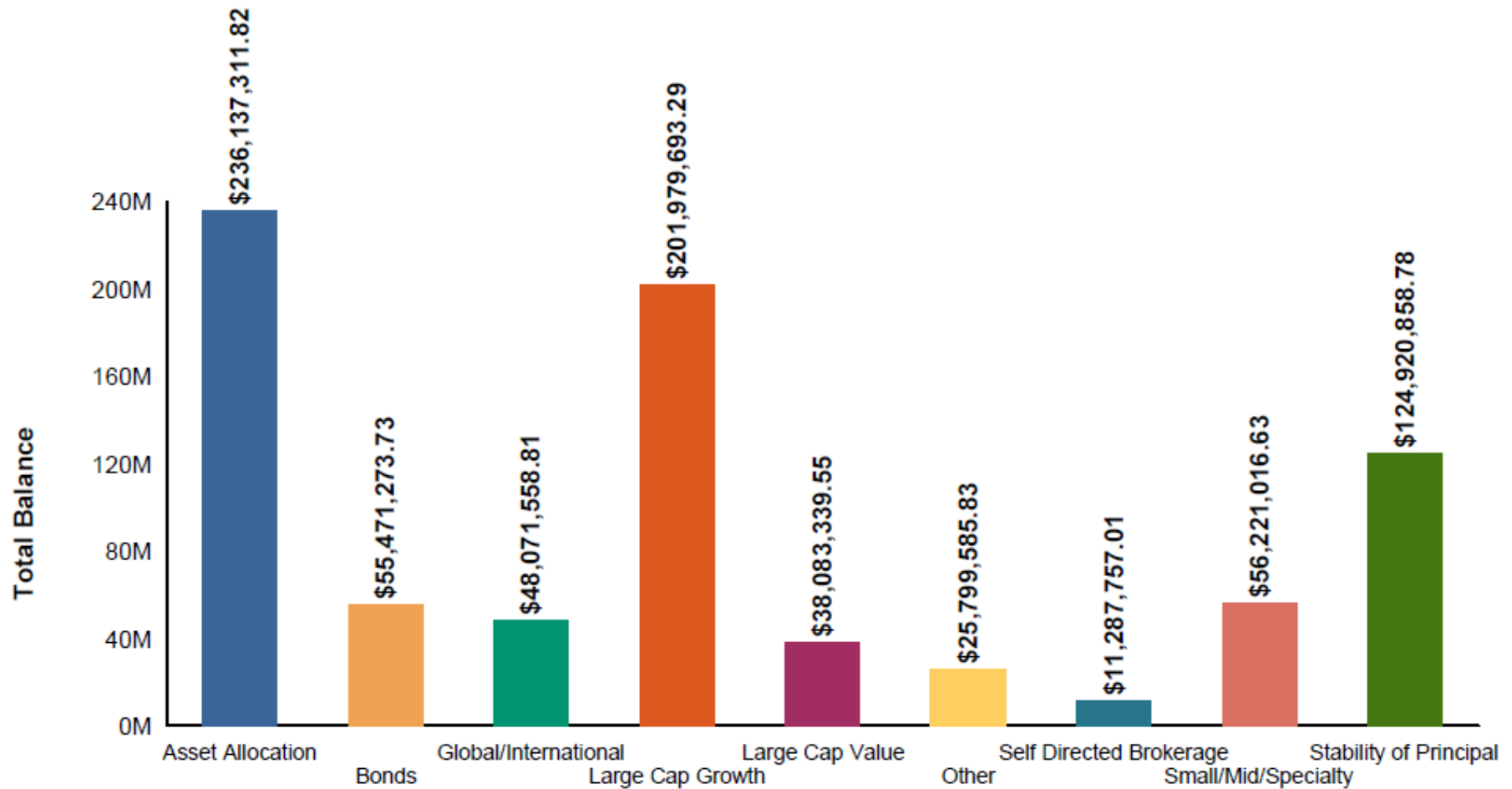
Voya Retirement Advisors, LLC Summary

	October 2023	November 2023	December 2023
Total participants eligible for advice	23,038	23,101	23,113
Advisor Service Activity			
# Participants with a balance that have used the VRA Services	3,165	3,173	3,181
% Participants with a balance that have used the VRA Services	13.74%	13.74%	13.76%
VRA Advisor Calls	368	370	361
Online Advice Adopters	1,004	1,010	1,023
Professional Management Members	1,793	1,793	1,797
Monthly VRA Investment Advisor Activity			
Calls	27	32	21
Received a Retirement Plan	23	18	9
Processed a Transaction	14	8	1
Monthly Online Activity			
New Adopters	16	9	13
Received Forecast	14	7	10
Received Advice Online	14	7	10
Professional Management Activity			
Net Activity	7	-	4
Total Members	1,793	1,793	1,797
Total Members Assets	\$79,037,544	\$86,015,115	\$88,164,377
Average Member Balance	\$44,081	\$47,973	\$49,062

Asset Analysis



Asset Class Summary As of December 31, 2023

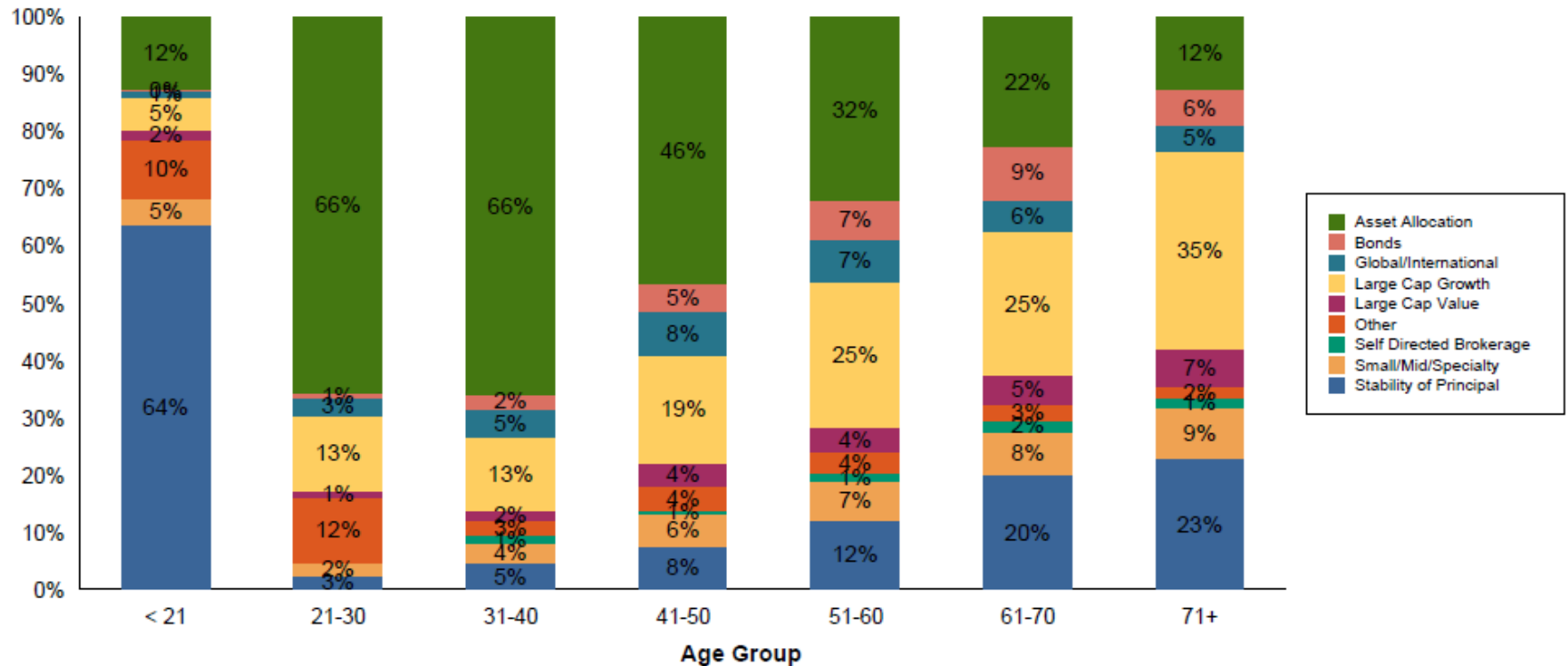


Asset Class Summary As of December 31, 2023

Asset Class	Balance	Percentage of Total Assets
Asset Allocation	\$236,137,311.82	29.59%
Bonds	\$55,471,273.73	6.95%
Global/International	\$48,071,558.81	6.02%
Large Cap Growth	\$201,979,693.29	25.31%
Large Cap Value	\$38,083,339.55	4.77%
Other	\$25,799,585.83	3.23%
Self Directed Brokerage	\$11,287,757.01	1.41%
Small/Mid/Specialty	\$56,221,016.63	7.05%
Stability of Principal	\$124,920,858.78	15.65%

Asset Class Balances by Age Group

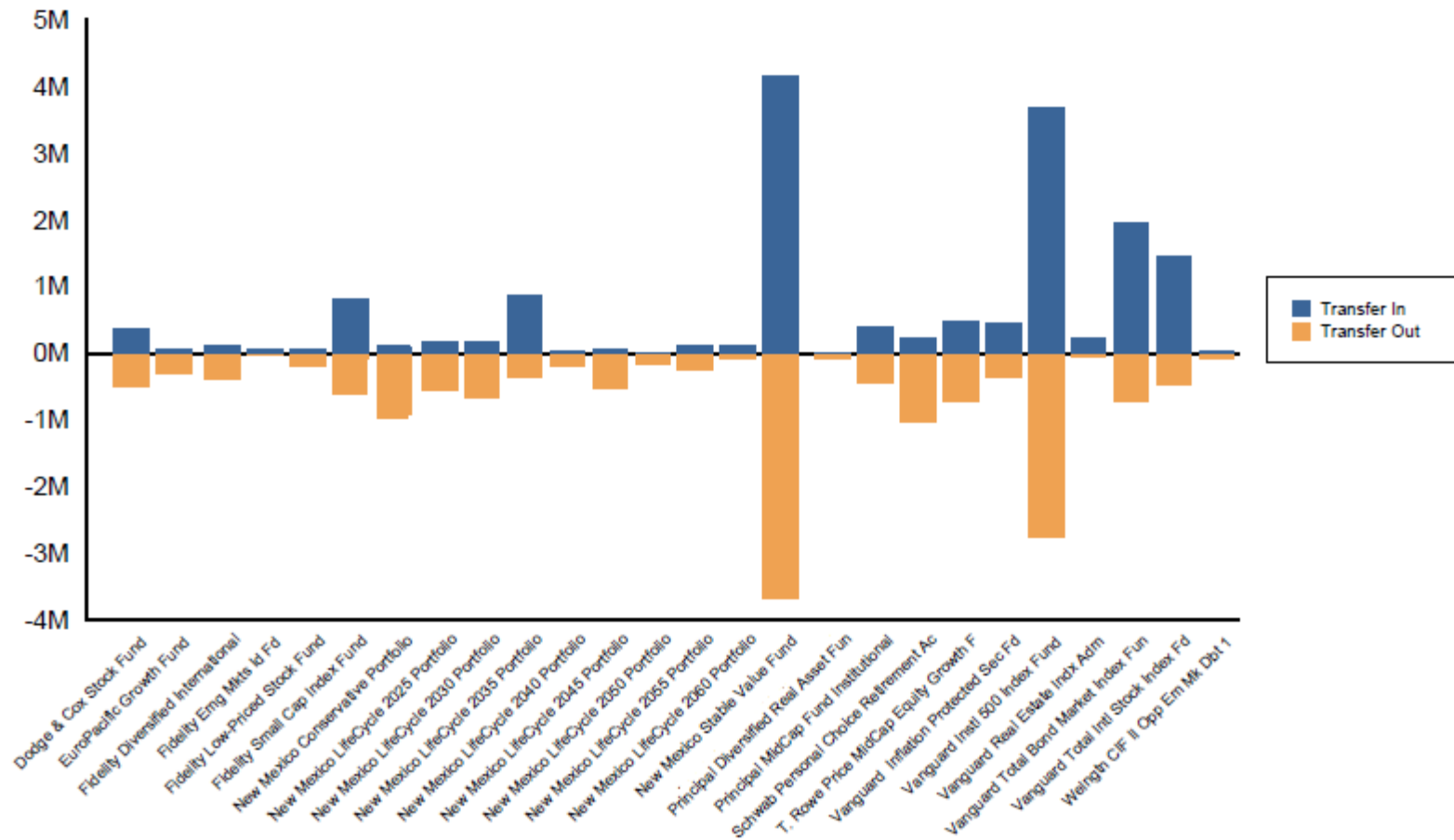
As of December 31, 2023



Age Range	< 21	21 - 30	31 - 40	41 - 50	51 - 60	61 - 70	71+
Total Balance	\$410,914.23	\$8,659,293.47	\$52,773,199.07	\$113,107,534.27	\$212,319,332.38	\$246,097,301.73	\$164,604,820.30
Total Participants	19	530	2,076	2,320	2,105	1,173	4

Transfer Activity by Investment

October 1, 2023 - December 31, 2023



Transfer Activity by Investment

October 1, 2023 – December 31, 2023

Investment Name	Transfers In	Transfers Out	Net
Dodge & Cox Stock Fund	\$378,807.91	(\$509,890.65)	-\$131,082.74
EuroPacific Growth Fund	\$47,818.28	(\$313,827.51)	-\$266,009.23
Fidelity Diversified International	\$111,599.49	(\$389,065.21)	-\$277,465.72
Fidelity Emg Mkts Id Fd	\$48,981.35	(\$23,238.50)	\$25,742.85
Fidelity Low-Priced Stock Fund	\$51,178.95	(\$197,343.38)	-\$146,164.43
Fidelity Small Cap Index Fund	\$826,073.55	(\$616,154.17)	\$209,919.38
New Mexico Conservative Portfolio	\$117,425.28	(\$964,151.61)	-\$846,726.33
New Mexico LifeCycle 2025 Portfolio	\$177,981.52	(\$546,671.92)	-\$368,690.40
New Mexico LifeCycle 2030 Portfolio	\$158,324.76	(\$655,431.98)	-\$497,107.22
New Mexico LifeCycle 2035 Portfolio	\$875,721.12	(\$352,800.98)	\$522,920.14
New Mexico LifeCycle 2040 Portfolio	\$25,659.04	(\$181,080.96)	-\$155,421.92
New Mexico LifeCycle 2045 Portfolio	\$56,355.49	(\$520,615.44)	-\$464,259.95
New Mexico LifeCycle 2050 Portfolio	\$6,767.17	(\$166,971.91)	-\$160,204.74
New Mexico LifeCycle 2055 Portfolio	\$122,200.77	(\$266,846.86)	-\$144,646.09
New Mexico LifeCycle 2060 Portfolio	\$118,610.06	(\$85,406.99)	\$33,203.07
New Mexico Stable Value Fund	\$4,146,860.94	(\$3,661,787.55)	\$485,073.39
Principal Diversified Real Asset Fun	\$11,531.94	(\$82,294.03)	-\$70,762.09
Principal MidCap Fund Institutional	\$399,163.53	(\$452,969.80)	-\$53,806.27
Schwab Personal Choice Retirement Ac	\$221,317.70	(\$1,019,758.34)	-\$798,440.64
T. Rowe Price MidCap Equity Growth F	\$485,504.43	(\$714,933.82)	-\$229,429.39
Vanguard Inflation Protected Sec Fd	\$449,017.94	(\$350,292.01)	\$98,725.93
Vanguard Instl 500 Index Fund	\$3,673,624.16	(\$2,766,606.55)	\$907,017.61
Vanguard Real Estate Indx Adm	\$234,132.07	(\$42,471.57)	\$191,660.50
Vanguard Total Bond Market Index Fun	\$1,959,267.97	(\$728,680.33)	\$1,230,587.64
Vanguard Total Intl Stock Index Fd	\$1,463,557.91	(\$480,174.66)	\$983,383.25
Wellgtn CIF II Opp Em Mk Dbt 1	\$15,906.43	(\$93,923.03)	-\$78,016.60
	\$16,183,389.76	(\$16,183,389.76)	\$0.00

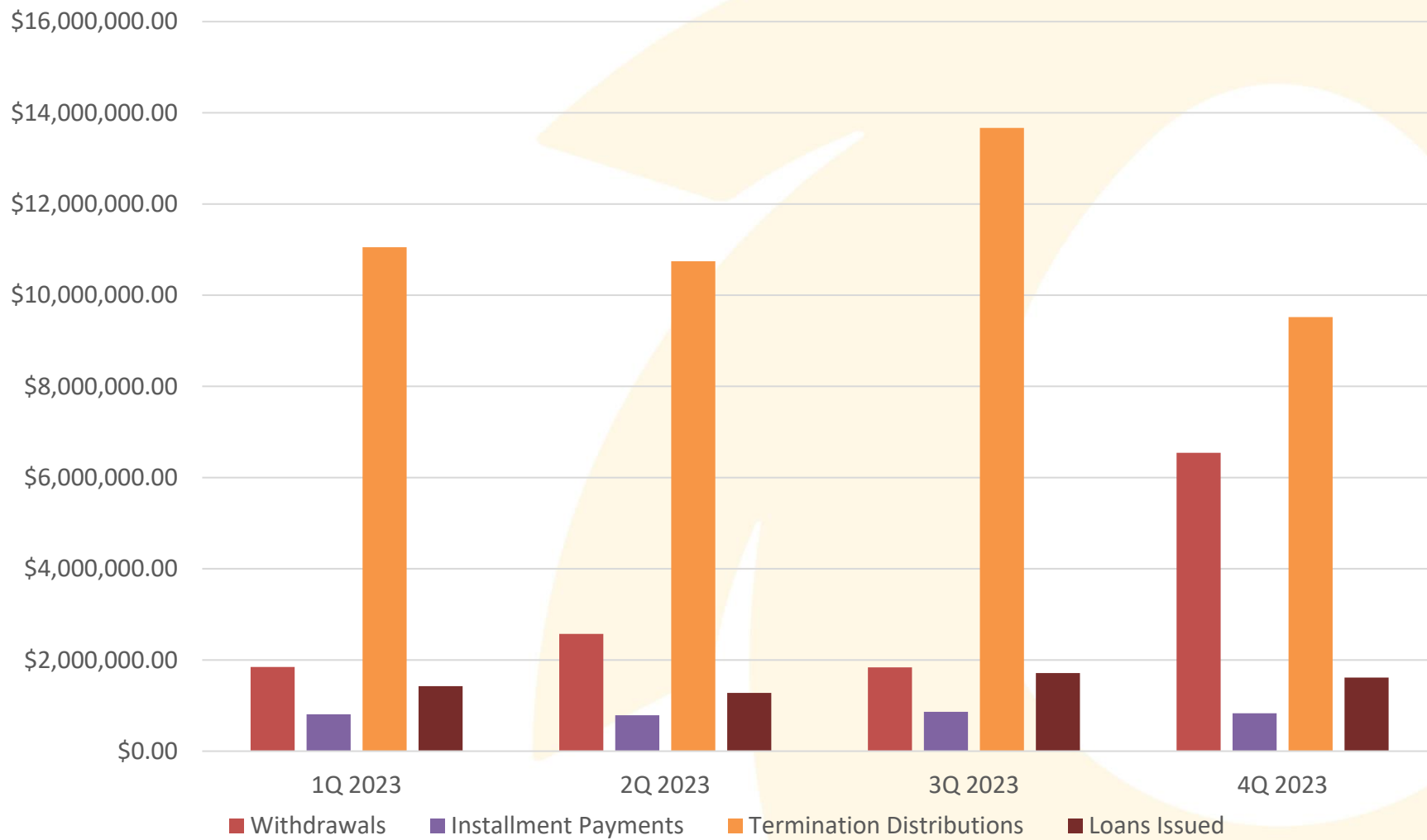
Withdrawals and Distributions by Investment

October 1, 2023 - December 31, 2023

Fund Long Name	Payments - Terms	Payments - Withdrawals
Fidelity Small Cap Index Fund	-\$120,779.71	-\$97,814.43
Vanguard Real Estate Indx Adm	-\$8,482.56	-\$5,626.32
Fidelity Emg Mkts Id Fd	-\$32,172.55	-\$3,455.18
Vanguard Instl 500 Index Fund	-\$2,510,215.32	-\$1,502,472.73
Vanguard Inflation Protected	-\$242,262.63	-\$131,485.48
EuroPacific Growth Fund	-\$125,719.71	-\$41,882.33
Principal MidCap Fund Institut	-\$128,464.28	-\$130,450.56
Dodge & Cox Stock Fund	-\$260,081.56	-\$297,711.16
Principal Diversified Real Ass	-\$14,449.95	-\$3,022.71
T. Rowe Price MidCap Equity Gr	-\$253,687.87	-\$204,128.18
Vanguard Total Bond Market Ind	-\$619,311.19	-\$333,250.09
Vanguard Total Intl Stock Inde	-\$275,365.02	-\$162,216.67
New Mexico Conservative Portfo	-\$524,220.66	-\$339,526.34
New Mexico LifeCycle 2025 Port	-\$1,535,071.24	-\$286,131.82
New Mexico LifeCycle 2030 Port	-\$113,161.89	-\$24,266.87
New Mexico LifeCycle 2035 Port	-\$275,476.71	-\$246,752.65
New Mexico LifeCycle 2040 Port	-\$67,043.74	-\$36,034.74
New Mexico LifeCycle 2045 Port	-\$137,548.32	-\$61,210.12
New Mexico LifeCycle 2050 Port	-\$71,501.79	-\$65,712.96
New Mexico LifeCycle 2055 Port	-\$252,849.64	-\$70,498.62
New Mexico Stable Value Fund	-\$2,506,253.77	-\$2,088,383.78
Fidelity Low-Priced Stock Fund	-\$85,977.59	-\$54,104.79
Fidelity Diversified Internati	-\$140,582.52	-\$60,054.54
DEEMED LOAN FUND		-\$290,569.19
Welngtn CIF II Opp Em Mk Dbt 1	-\$33,292.44	-\$3,403.95
New Mexico LifeCycle 2060 Port	-\$15,007.99	-\$4,053.29

Withdrawal and Distribution Breakdown

January 1, 2023 – December 31, 2023



Quarterly Fee Reconciliation

Quarterly Fee Reconciliation					
REVENUES		1Q 2023	2Q 2023	3Q 2023	4Q 2023
PARTICIPANT REVENUES					
Asset / Admin Fee Amount Collected*					
Asset / Admin Fee Amount Collected**		\$379,493.23	\$447,297.11	\$381,765.32	\$393,752.78
PRODUCT PROVIDER REVENUES					
	Total Product Provider Revenues	\$31,992.31	****	****	****
GRAND TOTAL REVENUES		\$411,485.54	\$447,297.11	\$381,765.32	\$393,752.78
PERA SmartSave Admin Fee					
Number of PPTs			23,348	FEE HOLIDAY	FEE HOLIDAY
Total Fee Collected			\$69,110.08	\$0.00	\$0.00
PAYMENTS					
Voya Recordkeeping Fee					
Participants					
	Per Participant Fee	\$13.587500	\$13.587500	\$13.587500	\$13.587500
	Number of Participants collected from	23,281	23,348	23,415	23,588
	Total Recordkeeping Fee	\$316,330.59	\$317,240.95	\$318,151.31	\$320,501.95
MEKETA CONSULTING FEE		\$25,000.00	\$25,000.00	\$25,000.00	\$25,000.00
PERA PAYMENT FOR EXPENSES		\$25,000.00	\$25,000.00	\$25,000.00	\$25,000.00
GRAND TOTAL PAYMENT		\$366,330.59	\$367,240.95	\$368,151.31	\$370,501.95
*Participant fee is \$10 per quarter plus 0.135% of assets, not to exceed \$26 per quarter.					
**Participant fee is waived for the first two quarters or until the account balance reaches \$1000, whichever comes first.					
****This amount was left off as it was/will be split to the PPTs.					

Important disclosure

Not FDIC/NCUA/NCUSIF Insured • Not a Deposit of a Bank/Credit Union • May Lose Value • Not Bank/Credit Union Guaranteed • Not Insured by Any Federal Government Agency

Any insurance products, annuities and funding agreements that you may have purchased are sold as securities and are issued by Voya Retirement Insurance and Annuity Company ("VRIAC"). Fixed annuities are issued by VRIAC. VRIAC is solely responsible for meeting its obligations. Plan administrative services provided by VRIAC or Voya Institutional Plan Services, LLC ("VIPS"). Neither VRIAC nor VIPS engage in the sale or solicitation of securities. If custodial or trust agreements are part of this arrangement, they may be provided by Voya Institutional Trust Company. All companies are members of the Voya family of companies. Securities distributed by Voya Financial Partners, LLC (member SIPC) or other broker-dealers with which it has a selling agreement. All products or services may not be available in all states.