


PERA *SmartSave*

Deferred Compensation Plan 

Public Employees Retirement Association of New Mexico

2nd Quarter 2023
Plan Service Review

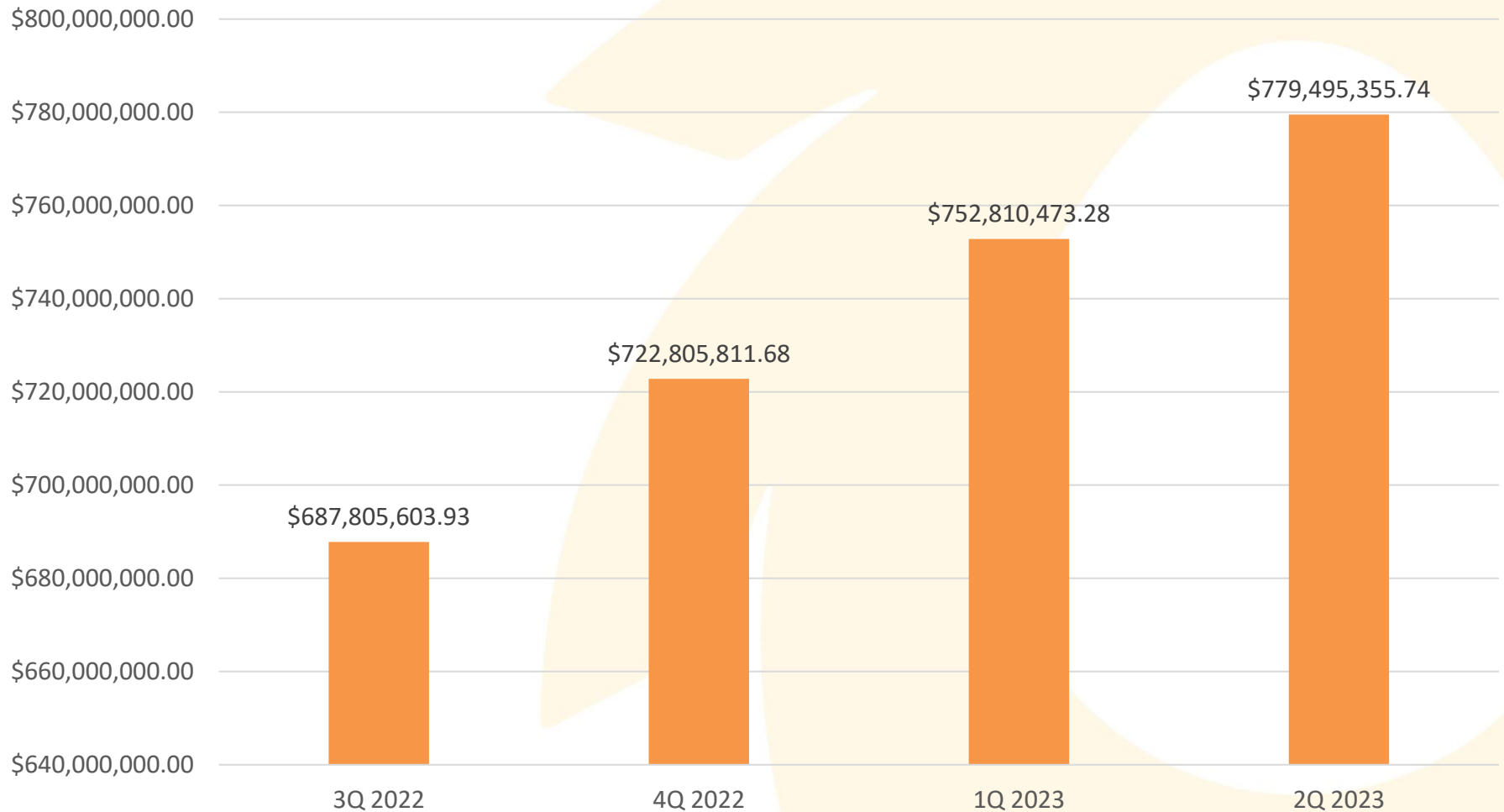


Participant Analysis



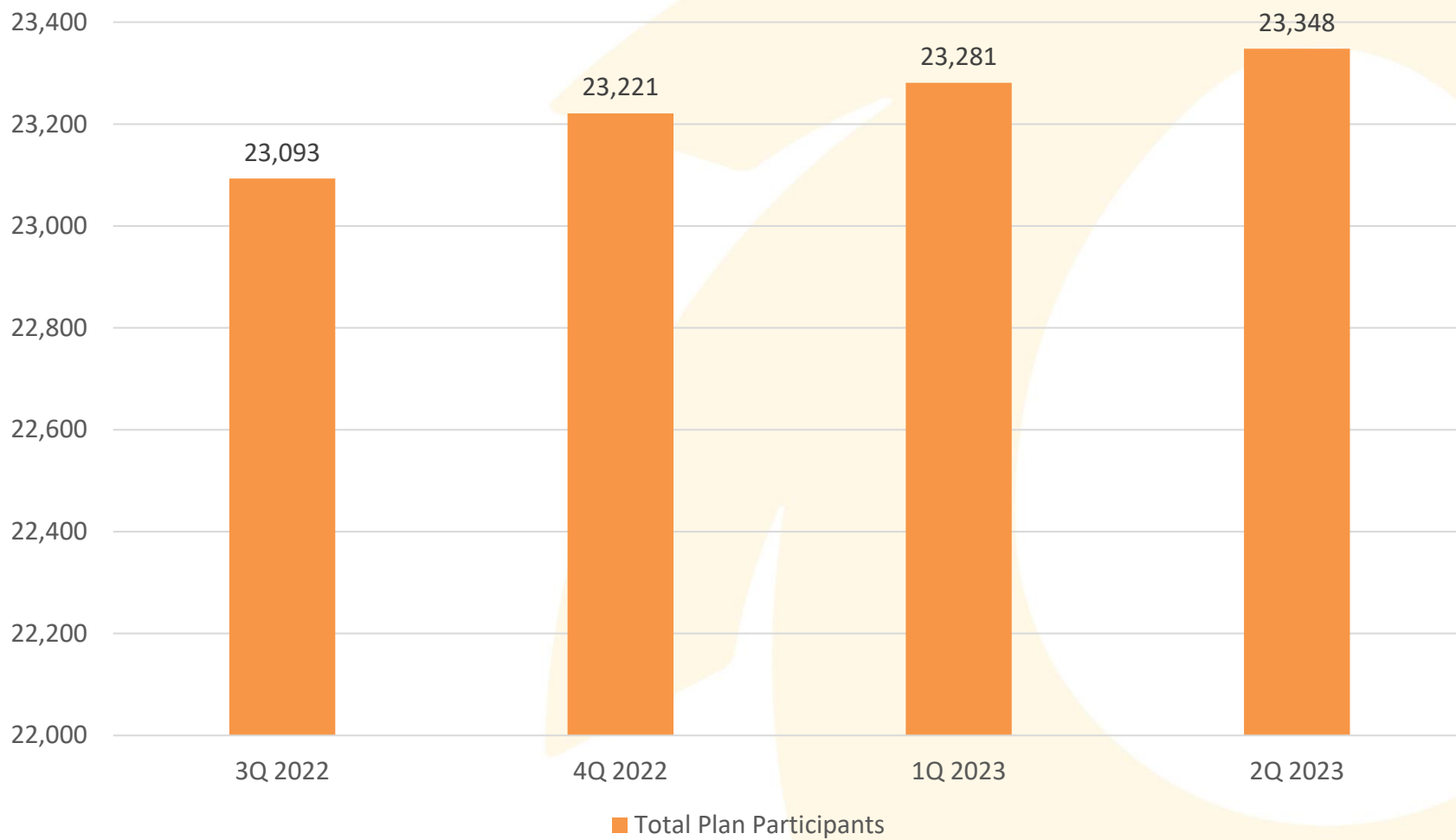
Participation Balance Summary

July 1, 2022 – June 30, 2023 (excludes Deemed Loans)

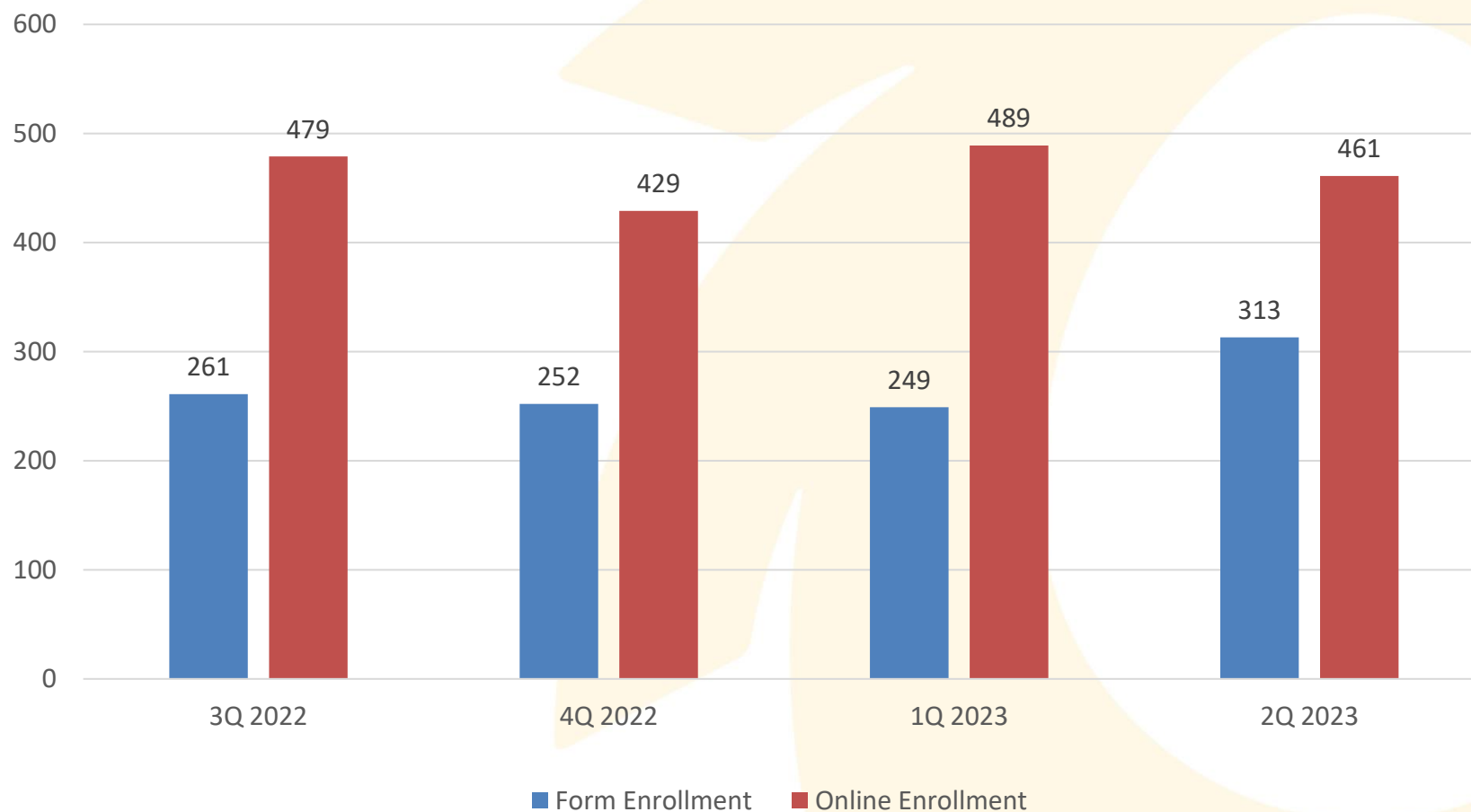


Participation Rate Summary

July 1, 2022 – June 30, 2023

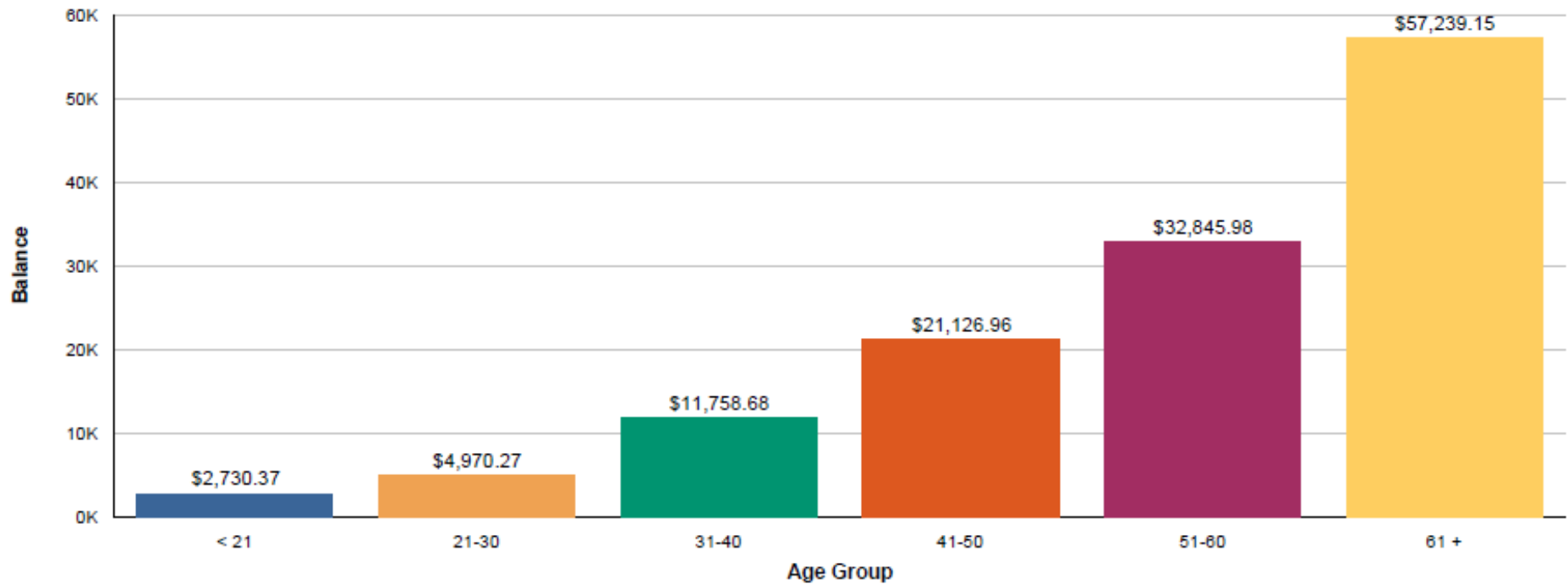


Enrollment Summary July 1, 2022 – June 30, 2023



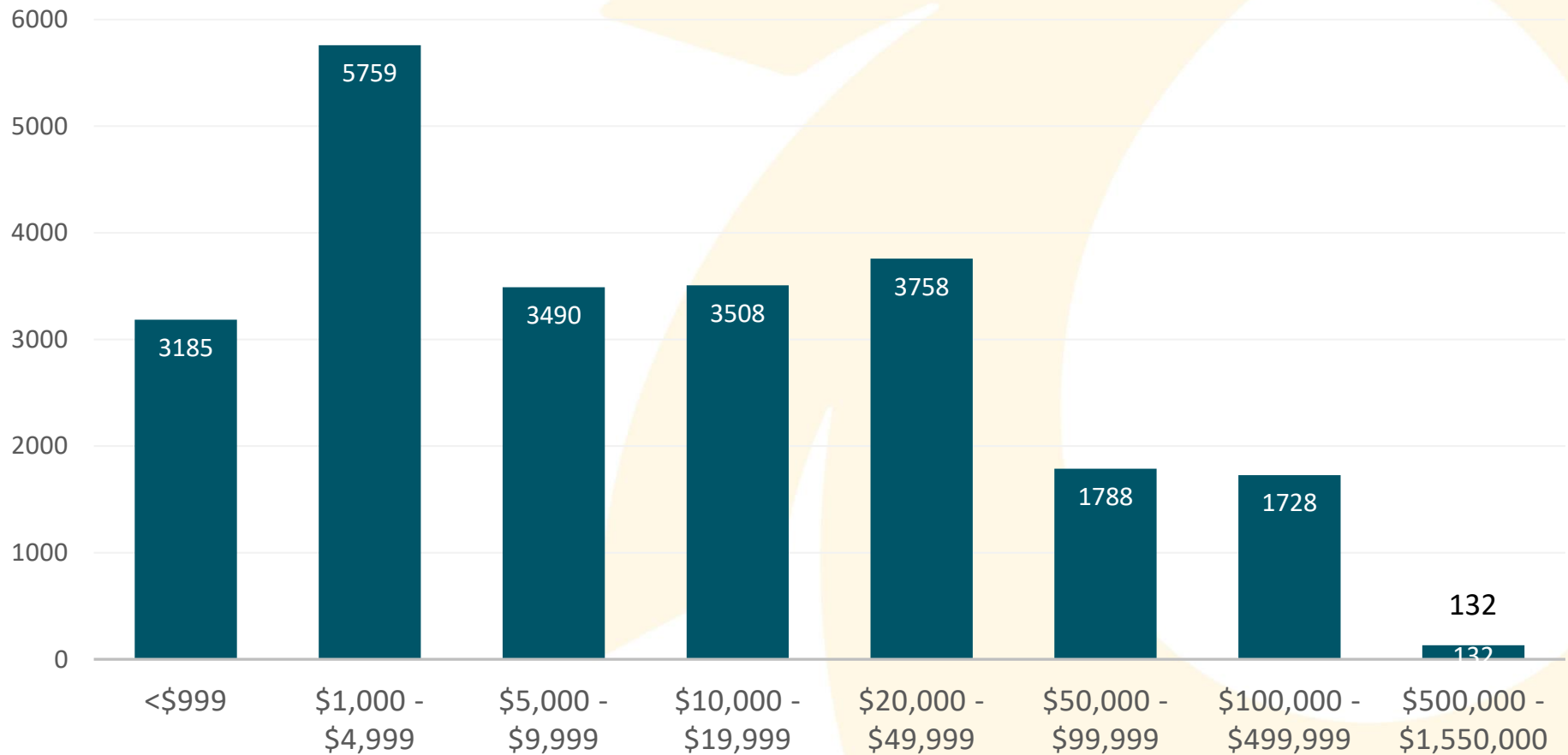
Average Balances by Age

As of June 30, 2023



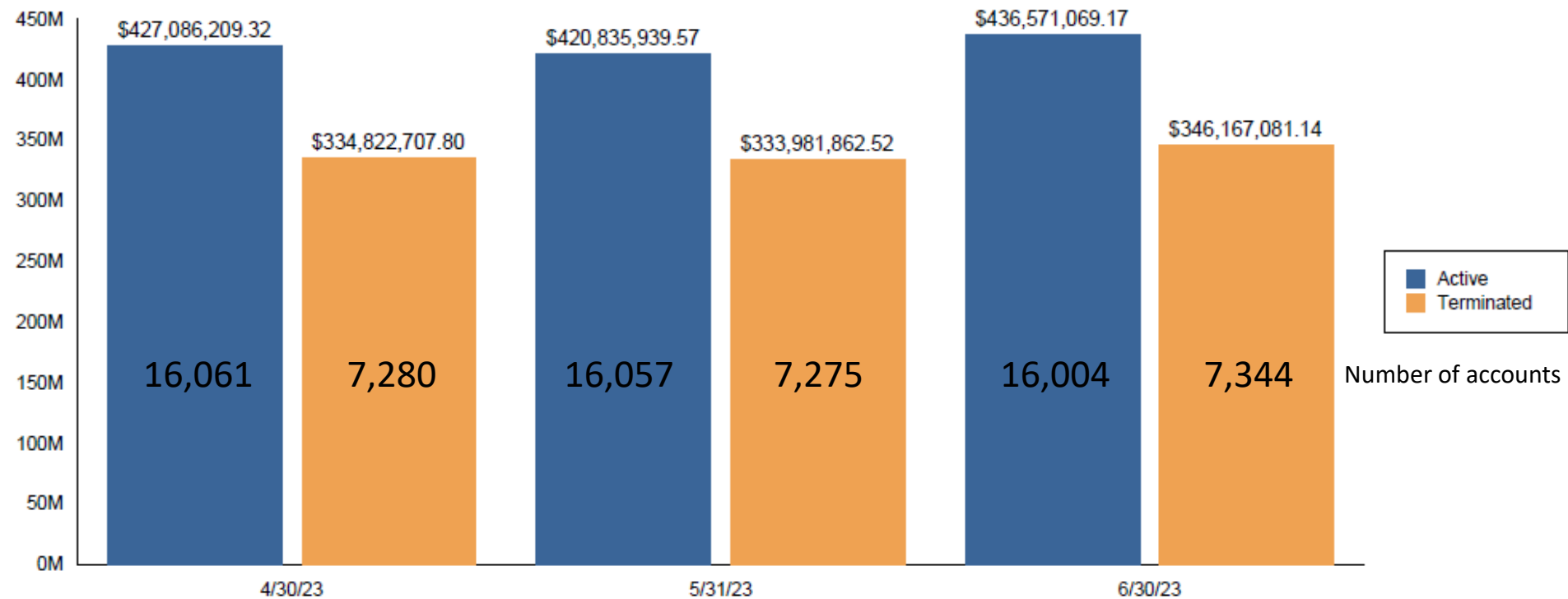
Number of Participants by Balance

As of June 30, 2023



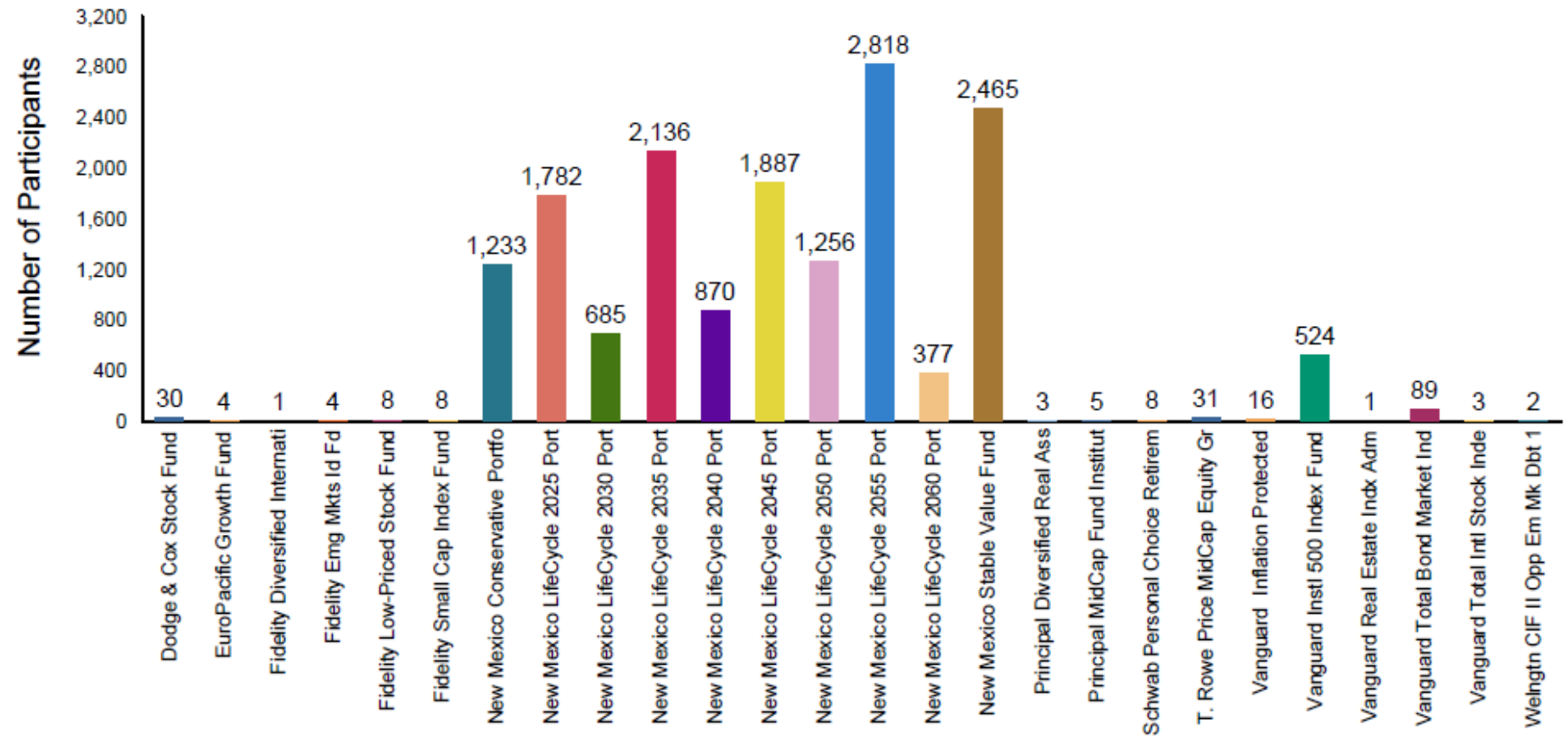
Balances by Status

As of June 30, 2023 (Deemed Loan Included)



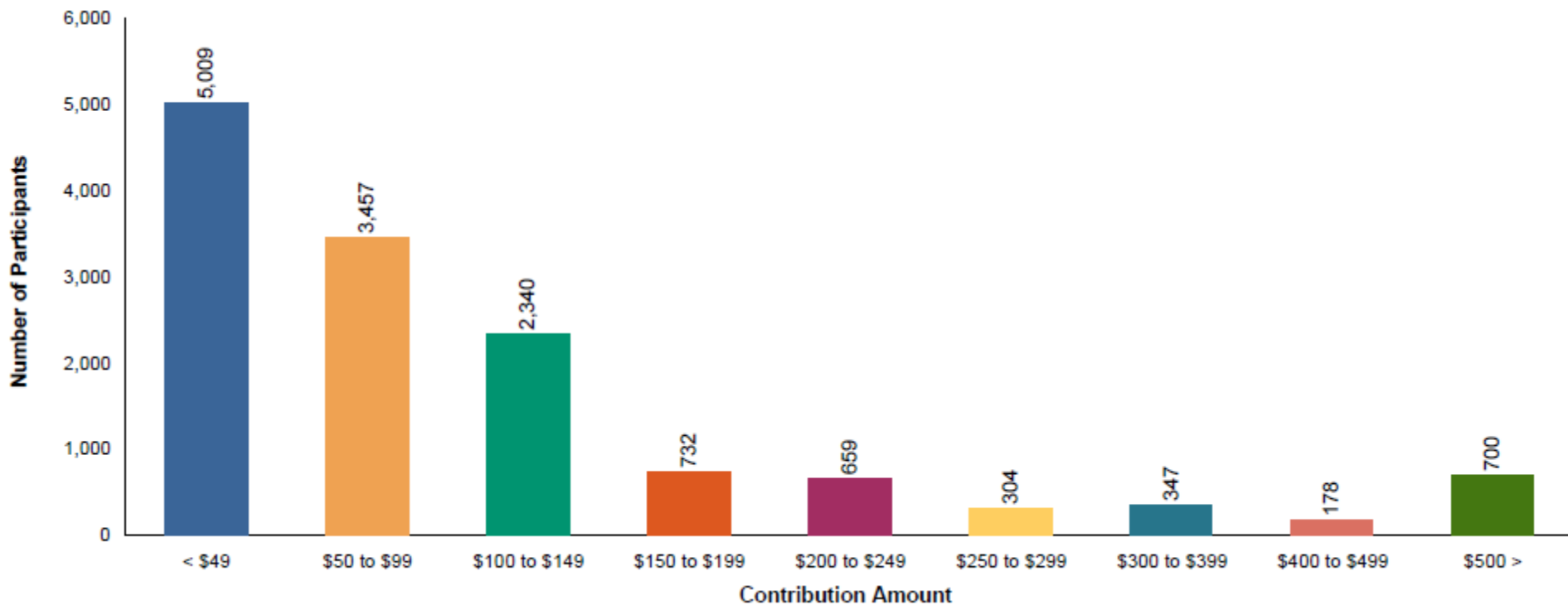
Participants with a Balance in a Single Investment

As of June 30, 2023

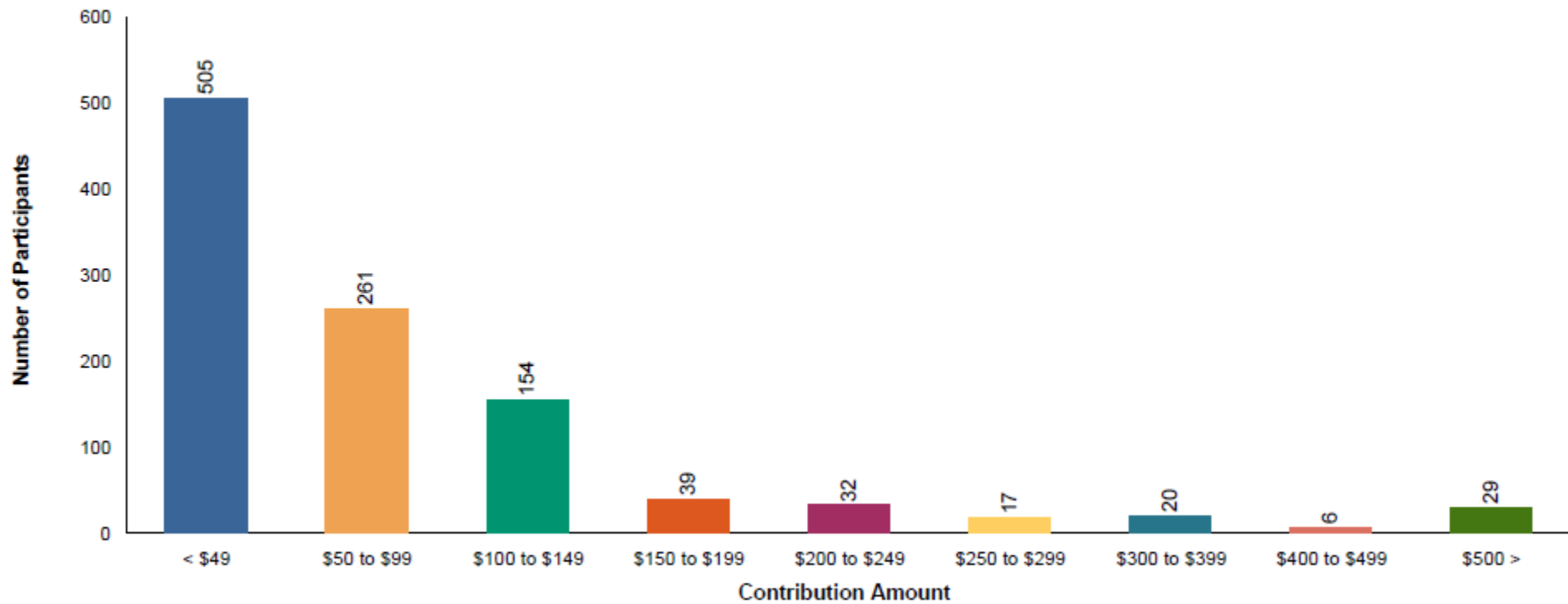


Before Tax Contribution Summary

As of June 30, 2023

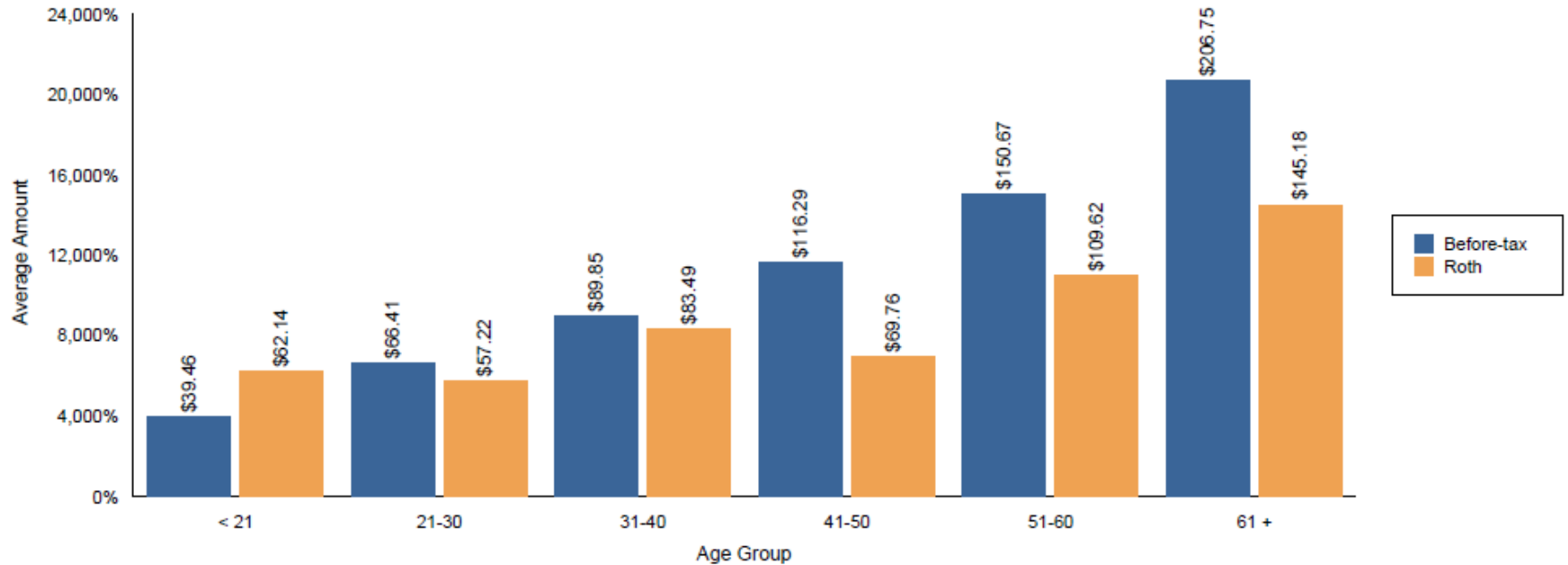


Roth Contribution Summary As of June 30, 2023



Average Contribution Amount

As of June 30, 2023



Age Group	Before-tax Average \$	Roth Average \$
< 21	\$39.46	\$62.14
21-30	\$66.41	\$57.22
31-40	\$89.85	\$83.49
41-50	\$116.29	\$69.76
51-60	\$150.67	\$109.62
61 +	\$206.75	\$145.18
Overall	\$121.59	\$83.99

Balance by Investment As of June 30, 2023

Investment	Investment Category	Number of Participants	Average Participant	Percentage of Plan Assets	Investment Balance
Fidelity Small Cap Index Fund	Small/Mid/Specialty	3,032	\$5,625.21	2.19%	\$17,055,648.74
Vanguard Real Estate Indx Adm	Small/Mid/Specialty	467	\$2,774.54	0.17%	\$1,295,711.75
Fidelity Emg Mkts Id Fd	Global/International	362	\$4,677.29	0.22%	\$1,693,179.46
Vanguard Instl 500 Index Fund	Small/Mid/Specialty	5,678	\$33,508.46	24.41%	\$190,261,049.95
Vanguard Inflation Protected	Bonds	1,224	\$9,550.23	1.50%	\$11,689,483.43
EuroPacific Growth Fund	Global/International	860	\$9,701.59	1.07%	\$8,343,364.64
Principal MidCap Fund Institut	Small/Mid/Specialty	1,081	\$13,161.54	1.83%	\$14,227,622.04
Dodge & Cox Stock Fund	Large Cap Value	2,036	\$17,578.34	4.59%	\$35,789,504.86
Principal Diversified Real Ass	Small/Mid/Specialty	156	\$4,875.41	0.10%	\$760,564.04
T. Rowe Price MidCap Equity Gr	Small/Mid/Specialty	2,078	\$13,608.74	3.63%	\$28,278,969.16
Vanguard Total Bond Market Ind	Bonds	3,148	\$12,724.72	5.14%	\$40,057,418.23
Vanguard Total Intl Stock Inde	Global/International	2,392	\$10,546.50	3.24%	\$25,227,222.83
New Mexico Conservative Portfo	Asset Allocation	2,132	\$23,591.95	6.45%	\$50,298,032.57
New Mexico LifeCycle 2025 Port	Asset Allocation	2,509	\$21,901.34	7.05%	\$54,950,467.66
New Mexico LifeCycle 2030 Port	Asset Allocation	1,059	\$13,868.06	1.88%	\$14,686,277.37
New Mexico LifeCycle 2035 Port	Asset Allocation	2,832	\$15,758.19	5.73%	\$44,627,185.98
New Mexico LifeCycle 2040 Port	Asset Allocation	1,162	\$8,513.63	1.27%	\$9,892,843.21
New Mexico LifeCycle 2045 Port	Asset Allocation	2,338	\$11,522.35	3.46%	\$26,939,242.92
New Mexico LifeCycle 2050 Port	Asset Allocation	1,456	\$6,795.01	1.27%	\$9,893,541.49
New Mexico LifeCycle 2055 Port	Asset Allocation	3,146	\$5,954.61	2.40%	\$18,733,209.78
New Mexico LifeCycle 2060 Port	Asset Allocation	434	\$2,047.45	0.11%	\$888,592.18
New Mexico Stable Value Fund	Stability of Principal	5,178	\$25,190.04	16.73%	\$130,434,046.13
Fidelity Low-Priced Stock Fund	Small/Mid/Specialty	835	\$11,516.32	1.23%	\$9,616,124.04
Fidelity Diversified Internati	Global/International	1,081	\$9,738.69	1.35%	\$10,527,519.04
Schwab Personal Choice Retirem	Self Directed Brokerage	81	\$138,144.07	1.44%	\$11,189,669.69
LOAN FUND	Loan Fund	1,837	\$5,780.89	1.36%	\$10,619,496.27
Welngtn CIF II Opp Em Mk Dbt 1	Bonds	273	\$5,565.45	0.19%	\$1,519,368.28

Total Investment Balance:

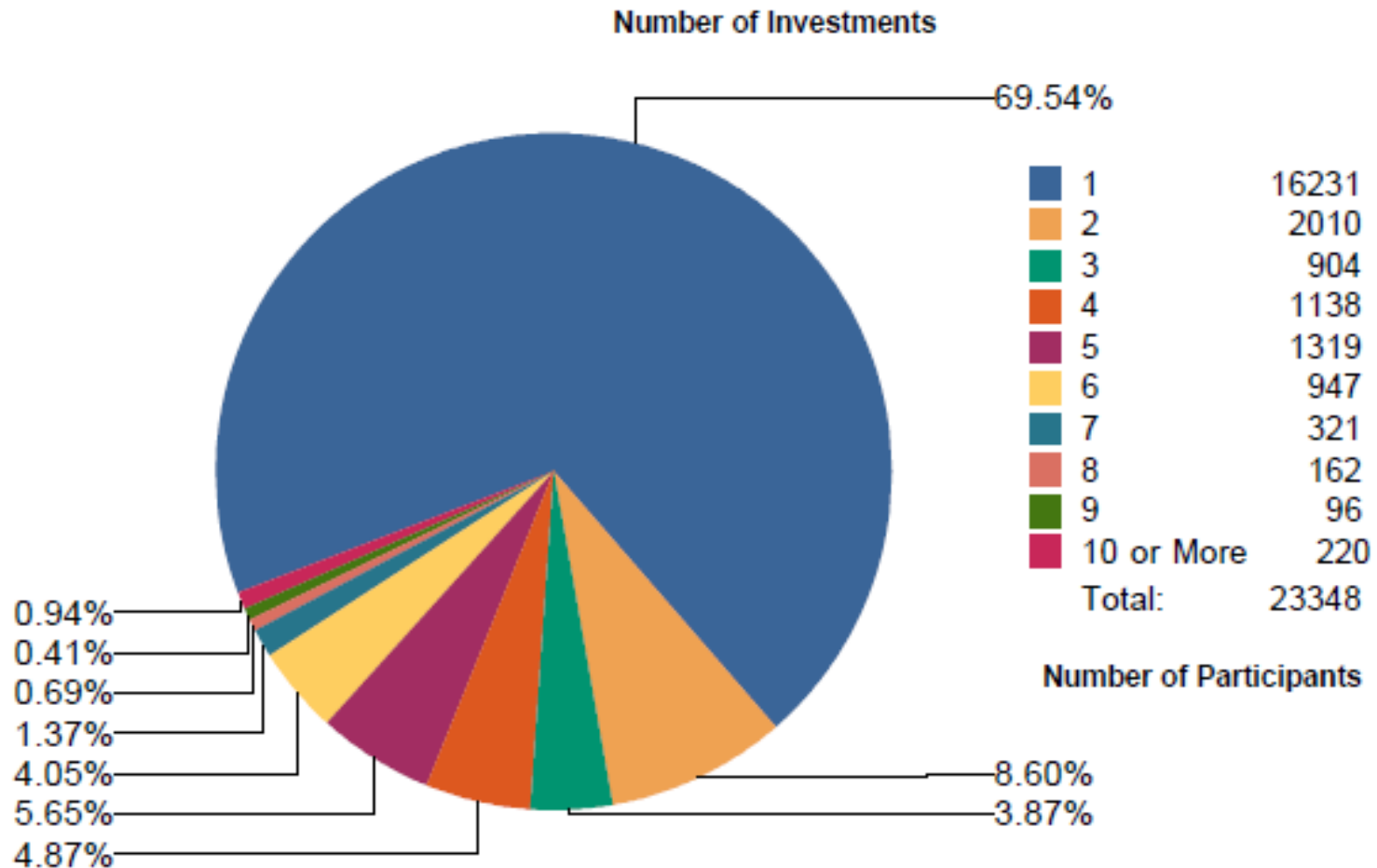
\$779,495,355.74

**Total Deemed
Loan Fund:**

\$3,364,449.03

Participants with Balance by Number of Investments

As of June 30, 2023



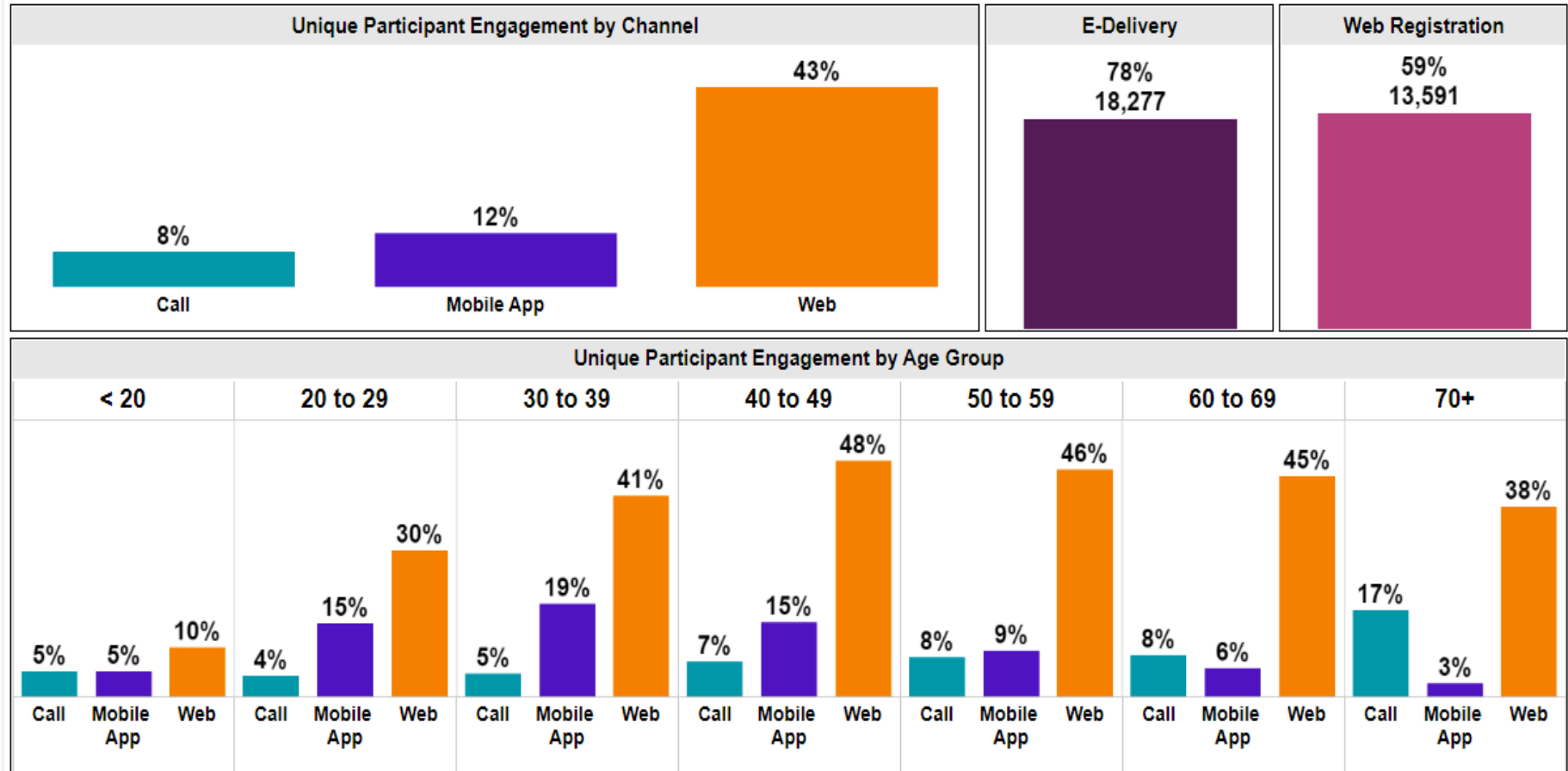
Digital Engagement



Participant Engagement

49% of Plan participants have engaged (calls, mobile, web)

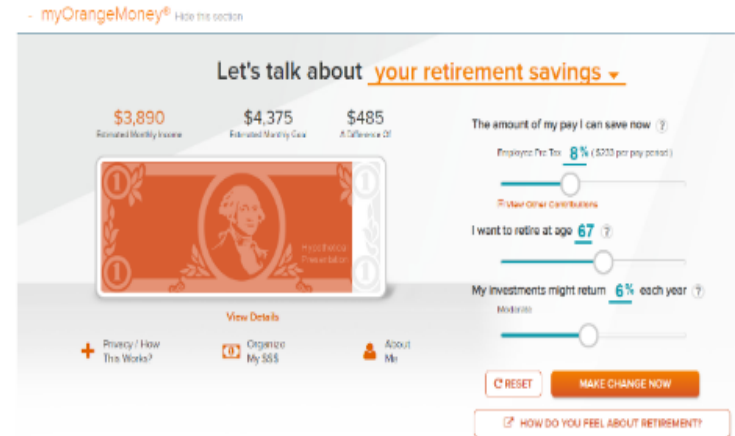
43% of Plan participants have digitally engaged



Data as of: 6/30/2023

Digital Engagement myOrangeMoney

Unique Participant Activity	Participants	
Logged in with access to myOrangeMoney	12,113	
Viewed myOrangeMoney	11,740	97%
Engaged and interacted with myOrangeMoney	3,724	32%
Took action after using myOrangeMoney	251	7%



7% of participants took action after using myOrangeMoney

213 participants are saving an average of \$10 more per pay period (from \$205 to \$216)

51 participants changed a fund allocation

28 participants enrolled in a managed account

16 participants rolled money into a plan

Data as of: 7/1/2022 to 6/30/2023

Digital Engagement

Personalized Video Engagement

Unique Participant Activity Participants

Viewed Personalized Video 226

Clicked on the call to action 60 27%

Took action after viewing Personalized Video 11 5%

5% of participants took action after viewing a personalized video

3 participants changed their deferral amount

2 participants changed a fund allocation

7 participants enrolled in a managed account

Your Retirement Journey



Show Demo

YES I'D LIKE TO BOOST MY SAVINGS

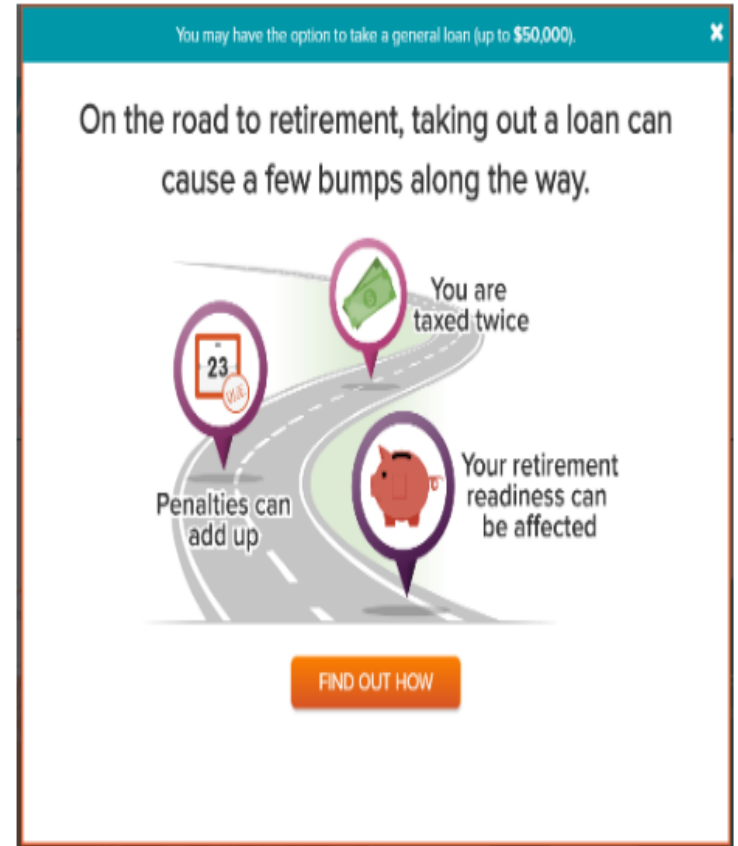
Data as of: 7/1/2022 to 6/30/2023

Digital Engagement myOrangeMoney Loans

894 participants used loan guidance

274 (31%) participants used loan guidance and did not take a loan


620 (69%) participants used loan guidance and went on to take a loan



Data as of: 7/1/2022 to 6/30/2023

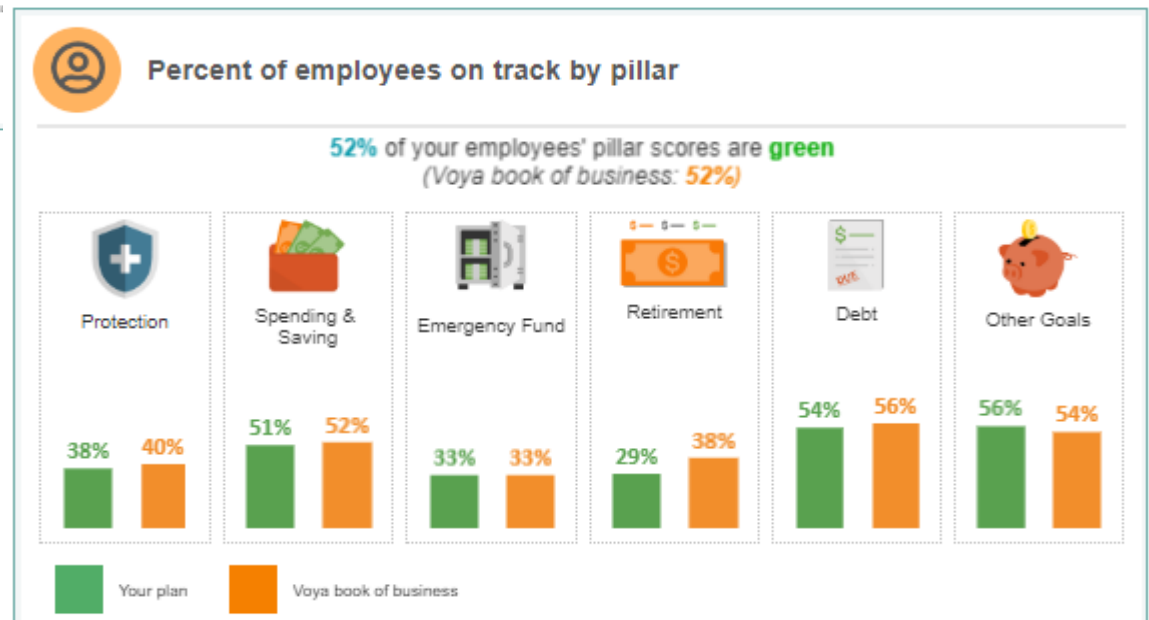
Digital Engagement

Financial Wellness

 Engagement			
	# of participants	% of participants	Voya Book of Business
Started Financial Wellness assessment	1,134	--	--
Completed assessment and viewed results	1,021	90%	88%
Viewed dashboard after completing assessment	829	81%	81%

Data as of: 6/30/2023

Digital Engagement Financial Wellness



Data as of: 6/30/2023

Personalized Messaging



Personalized Messaging Save More Results

594 (10%) participants targeted took action after opening a Save More email

21 participants are saving an average of 1.0% more per pay period (from 0.0% to 1.0%)

593 participants are saving an average of \$30 more per pay period (from \$118 to \$148)

Unique participant activity

Participants

Unique participants delivered



8,749

Unique participants opened



5,739

66%

Unique participants clicked



1,068

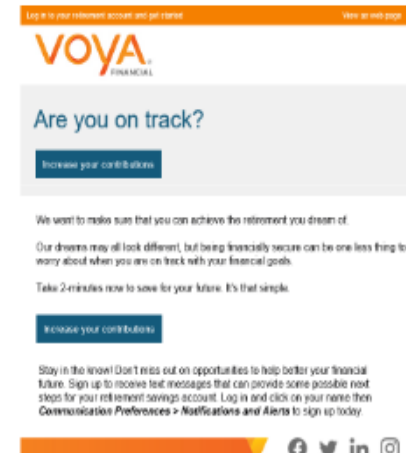
19%

Participants took action after opening



594

10%



Personalized Messaging

Beneficiary Results

132 (17%) participants named a beneficiary after opening a Beneficiary email

Unique participant activity

Participants

Unique participants delivered



1,313

Unique participants opened



775

59%

Unique participants clicked



283

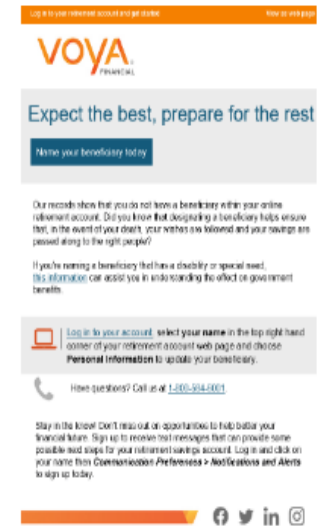
37%

Participants took action after opening



132





17%



Personalized Messaging

Diversification Results

21 (1%) participants targeted diversified their account after opening a Diversification email

Unique participant activity		Participants	
Unique participants delivered		2,776	
Unique participants opened		1,832	66%
Unique participants clicked		348	19%
Participants took action after opening		21	1%

Log in to your retirement account and get started [View as web page](#)

VOYA
FINANCIAL

So simple, it's genius

We could all use a little more balance.
Your retirement account is no different.

You may want to check in to be sure your investments are diverse in your retirement account. Diversification of your investments helps to better manage your investment risk and weather the ups and downs of financial markets – so you can look forward to retiring well.


Ready?
Sound complicated?
No worries, we've made it simple.

[Log in now](#)

Log in to your account and select **Investments & Research** and **Manage Investments** to balance your account.

To learn more about diversification, watch this video on investing





[Watch Now](#)





Personalized Messaging Restart Savings Results

54 (10%) participants targeted resumed contributions after opening a Restart Savings email

54 participants are saving an average of \$43 more per pay period (from \$0 to \$43)

Unique participant activity		Participants	
Unique participants delivered		1,186	
Unique participants opened		558	47%
Unique participants clicked		60	11%
Participants took action after opening		54	10%



Personalized Messaging Financial Wellness Results

172 (2%) participants targeted completed the Financial Wellness Assessment after opening a Quarterly Education email

Unique participant activity

Participants

Unique participants delivered



11,321

Unique participants opened



7,262

64%

Unique participants clicked



1,422

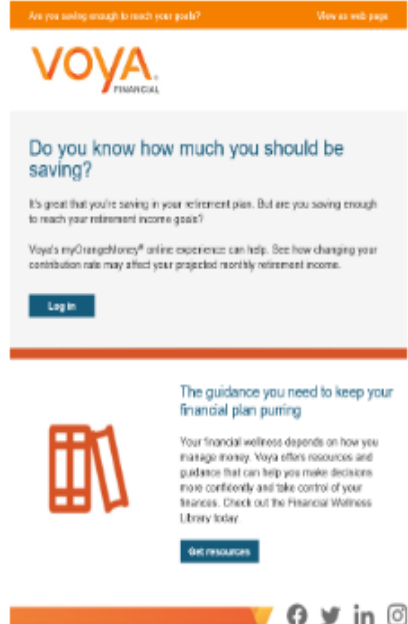
20%

Participants took action after opening



172





2%

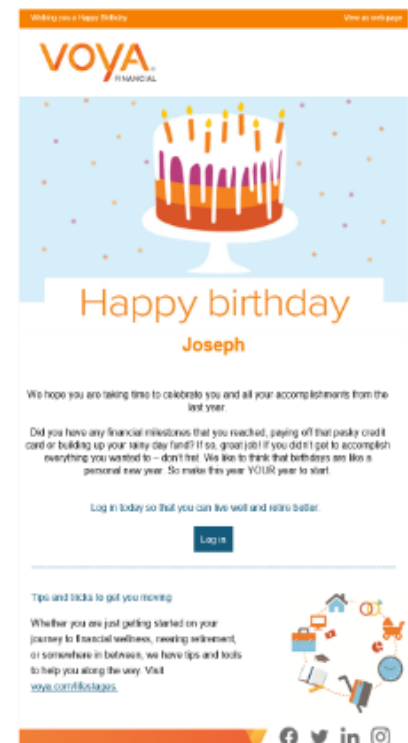


Personalized Messaging

Birthday Results

495 (15%) participants logged into their account after opening the email

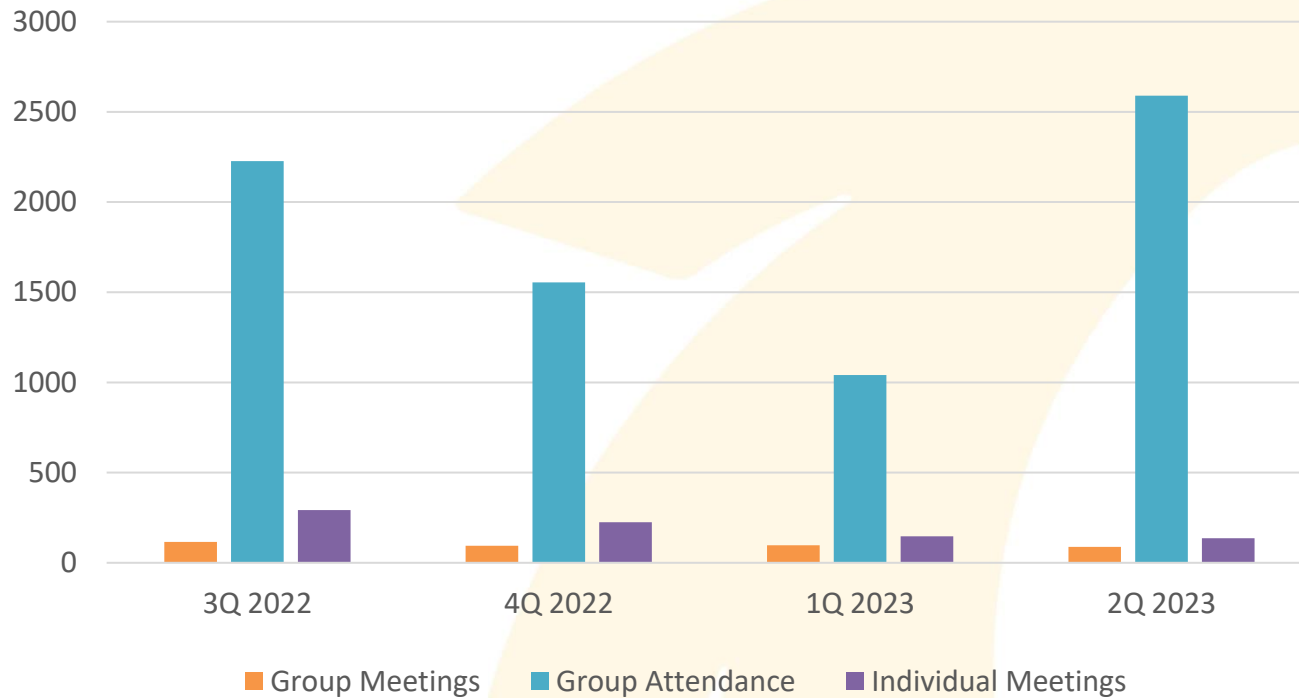
Unique participant activity		Participants	
Unique participants delivered		7,050	
Unique participants opened		3,369	48%
Unique participants clicked		297	9%
Participants took action after opening		495	15%



Outreach Update



Outreach Meeting Activity



	3Q 2022	4Q 2022	1Q 2023	2Q 2023
Group Meetings	116	94	97	88
Group Attendees	2,227	1,555	1,041	2,590
Individual Meetings	292	225	147	136

Outreach Meeting Activity

Week Ending	Plan #	Entity/Agency	Department	Location	Rep	Group Attendees	One/One
04/07/2023	626253	Santa Fe County	Countywide	Santa Fe	Rappmund	11	3
04/07/2023	626205	NM State	TRD	Santa Fe	Rappmund	14	1
04/07/2023	626250	San Juan County	Admin/HR	Santa Fe	Rappmund		1
04/07/2023	626105	Bernalillo County		Albuquerque	Lium	3	1
04/07/2023	626112	City of Albuquerque		Albuquerque	Lium	2	1
04/07/2023	626157	Estancia Valley Solid Waste Authority		Estancia	Lium	2	1
04/07/2023	626246	Village of Willard		Willard	Lium	2	
04/07/2023	626226	Village of Corona		Corona	Lium	2	
04/07/2023	626208	Torrance County		Estancia	Lium		1
04/07/2023	626211	City of Estancia		Estancia	Lium		1
04/07/2023	626205	Estancia Legal Complex		Estancia	Lium		1
04/07/2023	626151	East Torrance Soil and Water Conservation District		Estancia	Lium		1
04/07/2023	626205	Department of Transportation	Patrol yard	Corona	Lium		1
04/07/2023	626205	Department of Transportation	Patrol yard	Capitan	Lium		1
04/07/2023	626205	Upper Hondo Soil and Water Conservation District		Capitan	Lium		1
04/14/2023	626205	NM State	DOH	Santa Fe	Rappmund	19	2
04/14/2023	626205	NM State	PERA/Statewide	Santa Fe	Rappmund	13	5
04/14/2023	626134	Santa Fe City	Citywide	Santa Fe	Rappmund		5
04/14/2023	626171	Mora County	Countywide	Santa Fe	Rappmund		2
04/14/2023	626105	Bernalillo County	New Employee Orientation	Albuquerque	Lium	30	
04/14/2023	626112	City of Albuquerque		Albuquerque	Lium	2	
04/14/2023	626112	City of Albuquerque	Retirement Seminar	Albuquerque	Lium	35	1
04/14/2023	626108	Central NM Community College		Albuquerque	Lium	3	1
04/14/2023	626112	City of Albuquerque	Convention Center	Albuquerque	Lium	20	
04/14/2023	626112	City of Albuquerque	Albuquerque Fire Rescue	Albuquerque	Lium	2	1
04/14/2023	626205	Department of Transportation	Maintenance	Tucumcari	Lium	5	1
04/14/2023	626205	Department of Transportation	Patrol yard	Tucumcari	Lium	3	1
04/14/2023	626205	Department of Transportation	Project Office	Tucumcari	Lium	3	1
04/14/2023	626148	DeBaca Family Practice Clinic		Ft. Sumner	Lium	3	1
04/14/2023	626102	Albuquerque Public Schools		Albuquerque	Lium		1

Outreach Meeting Activity cont.

Week Ending	Plan #	Entity/Agency	Department	Location	Rep	Group Attendees	One/One
04/14/2023	626205	Department of Transportation	Patrol yard	Vaughn	Lium		1
04/21/2023	626253	Santa Fe County	Countywide	Santa Fe	Rappmund	8	2
04/21/2023	626205	NM State	DOH	Las Vegas	Rappmund	6	11
04/21/2023	626161	Harding County	Courts	Roy	Rappmund		3
04/21/2023	626219	Union County	Countywide	Clayton	Rappmund		2
04/21/2023	626127	City of Las Vegas	Citywide	Las Vegas	Rappmund		3
04/21/2023	626238	Village of Mosquero	Citywide	Mosquero	Rappmund		1
04/21/2023	626209	Town of Clayton	Admin/HR	Clayton	Rappmund		2
04/21/2023	626147	Curry County		Clovis	Lium	6	
04/21/2023	626112	City of Albuquerque		Albuquerque	Lium	3	1
04/21/2023	626147	Curry County		Clovis	Lium	8	
04/21/2023	626205	Taxation and Revenue Department	Motor Vehicle Division	Albuquerque	Lium	3	1
04/21/2023	626112	City of Albuquerque		Albuquerque	Lium	2	1
04/21/2023	626112	City of Albuquerque	Pollution Control	Albuquerque	Lium	3	1
04/21/2023	626210	Town of Edgewood		Albuquerque	Lium		1
04/21/2023	626205	Department of Health		Albuquerque	Lium		1
04/21/2023	626105	Bernalillo County		Albuquerque	Lium		3
04/28/2023	626206	Taos County	Countywide	Santa Fe	Rappmund		4
04/28/2023	626181	NNMCC	Library	Espanola	Rappmund		2
04/28/2023	626134	Santa Fe City	Citywide	Santa Fe	Rappmund		6
04/28/2023	626142	Colfax County	Countywide	Santa Fe	Rappmund		4
04/28/2023	626105	Bernalillo County	Countywide	Santa Fe	Rappmund		3
04/28/2023	626105	Bernalillo County	New Employee Orientation	Albuquerque	Lium	20	
04/28/2023	626112	City of Albuquerque		Albuquerque	Lium	3	1
04/28/2023	626112	City of Albuquerque		Albuquerque	Lium	4	1
04/28/2023	626105	Bernalillo County		Albuquerque	Lium		3
04/28/2023	626205	Children Youth and Families Department		Albuquerque	Lium		1
04/28/2023	626205	Department of Public Safety	State Police	Albuquerque	Lium		1
05/05/2023	626253	Santa Fe County	Countywide	Santa Fe	Rappmund	26	2
05/05/2023	626105	Bernalillo County	Countywide	Santa Fe	Rappmund		3
05/05/2023	626134	Santa Fe City	Citywide	Santa Fe	Rappmund		3

Outreach Meeting Activity cont.

Week Ending	Plan #	Entity/Agency	Department	Location	Rep	Group Attendees	One/One
05/05/2023	626171	Mora County	Countywide	Santa Fe	Rappmund		1
05/05/2023	626205	NM State	TRD	Santa Fe	Rappmund		2
05/05/2023	626112	City of Albuquerque		Albuquerque	Lium	2	2
05/05/2023	626156	EMW Gas Association	Administration	Estancia	Lium	6	3
05/05/2023	626156	EMW Gas Association	Field Crew	Estancia	Lium	8	1
05/05/2023	626208	Torrance County		Estancia	Lium	2	
05/05/2023	626168	McKinley County		Gallup	Lium	2	1
05/05/2023	626205	Administrative Office of the District Attorney	5th Judicial District Attorney	Carlsbad	Lium	75	19
05/05/2023	626105	Bernalillo County		Albuquerque	Lium		3
05/05/2023	626205	Department of Health		Albuquerque	Lium		1
05/12/2023	626205	NM State	DPS	Santa Fe	Rappmund		2
05/12/2023	626205	NM State	ENV	Santa Fe	Rappmund		1
05/12/2023	626161	Harding County	Courts	Roy	Rappmund		1
05/12/2023	626205	NM State	DOH	Santa Fe	Rappmund	19	2
05/12/2023	626205	NM State	PERA/Statewide	Santa Fe	Rappmund	127	5
05/12/2023	626105	Bernalillo County	New Employee Orientation	Albuquerque	Lium	20	4
05/12/2023	626112	City of Albuquerque		Albuquerque	Lium	3	1
05/12/2023	626101	Albuquerque Bernalillo County Water Utility Authority	Open Enrollment - Mission	Albuquerque	Lium	50	12
05/12/2023	626101	Albuquerque Bernalillo County Water Utility Authority	Open Enrollment - 2nd Street	Albuquerque	Lium	30	6
05/12/2023	626112	City of Albuquerque		Albuquerque	Lium	3	2
05/12/2023	626102	Albuquerque Public Schools		Albuquerque	Lium		1
05/12/2023	626112	City of Albuquerque	Albuquerque Fire Rescue	Albuquerque	Lium		1
05/12/2023	626205	PERA		Albuquerque	Lium		1
05/19/2023	626253	Santa Fe County	Countywide	Santa Fe	Rappmund	18	2
05/19/2023	626134	Santa Fe City	Citywide	Santa Fe	Rappmund	88	5
05/19/2023	626205	NM State	DCA	Santa Fe	Rappmund		2
05/19/2023	626205	NM State	TRD	Santa Fe	Rappmund	22	3
05/19/2023	626233	Village of Los Lunas	Open Enrollment	Los Lunas	Lium	12	3
05/19/2023	626112	City of Albuquerque	Open Enrollment - Transit	Albuquerque	Lium	30	8
05/19/2023	626233	Village of Los Lunas	Open Enrollment	Los Lunas	Lium	25	3
05/19/2023	626233	Village of Los Lunas	Open Enrollment	Los Lunas	Lium	15	3

Outreach Meeting Activity cont.

Week Ending	Plan #	Entity/Agency	Department	Location	Rep	Group Attendees	One/One
05/19/2023	626112	City of Albuquerque	Open Enrollment - Solid Waste	Albuquerque	Lium	30	5
05/19/2023	626101	Albuquerque Bernalillo County Water Utility Authority	Open Enrollment - Mission	Albuquerque	Lium	35	7
05/19/2023	626112	City of Albuquerque	Open Enrollment - Convention Center	Albuquerque	Lium	500	26
05/19/2023	626112	City of Albuquerque	Open Enrollment - Aviation	Albuquerque	Lium	30	8
05/26/2023	626244	Taos Ski Valley	Admin/HR	Taos	Rappmund		2
05/26/2023	626205	NM State	PERA/Statewide	Santa Fe	Rappmund	6	3
05/26/2023	626105	Bernalillo County	New Employee Orientation	Albuquerque	Lium	30	4
05/26/2023	626233	Village of Los Lunas	Open Enrollment	Albuquerque	Lium	4	3
05/26/2023	626112	City of Albuquerque	Open Enrollment - Transit	Albuquerque	Lium	50	11
05/26/2023	626112	City of Albuquerque	Open Enrollment - Pino Yards	Albuquerque	Lium	100	14
05/26/2023	626112	City of Albuquerque	Open Enrollment - Solid Waste	Albuquerque	Lium	50	12
06/02/2023	626253	Santa Fe County	Countywide	Santa Fe	Rappmund	20	2
06/02/2023	626134	Santa Fe City	Citywide	Santa Fe	Rappmund		1
06/02/2023	626112	City of Albuquerque	Open Enrollment - Solid Waste	Albuquerque	Lium	50	7
06/02/2023	626112	City of Albuquerque		Albuquerque	Lium	8	2
06/02/2023	626112	City of Albuquerque	Open Enrollment - Transit	Albuquerque	Lium	100	15
06/02/2023	626112	City of Albuquerque	Open Enrollment - Pino Yards	Albuquerque	Lium	50	12
06/02/2023	626112	City of Albuquerque		Albuquerque	Lium	3	1
06/02/2023	626205	Workforce Solutions		Albuquerque	Lium		1
06/02/2023	626105	Bernalillo County		Albuquerque	Lium		6
06/02/2023	626102	Albuquerque Public Schools		Albuquerque	Lium		1
06/09/2023	626205	NM State	PERA/Statewide	Santa Fe	Rappmund	106	6
06/09/2023	626105	Bernalillo County	Countywide	Santa Fe	Rappmund		2
06/09/2023	626205	NM State	DOT	Santa Fe	Rappmund		2
06/09/2023	626105	Bernalillo County	New Employee Orientation	Albuquerque	Lium	34	
06/09/2023	626112	City of Albuquerque		Albuquerque	Lium	2	2
06/09/2023	626112	City of Albuquerque	Retirement Seminar	Albuquerque	Lium	35	7
06/09/2023	626160	Guadalupe County	Open Enrollment	Santa Rosa	Lium	50	15
06/09/2023	626205	Department of Transportation		Albuquerque	Lium		1
06/16/2023	626253	Santa Fe County	Countywide	Santa Fe	Rappmund	26	3
06/16/2023	626205	NM State	DOH	Santa Fe	Rappmund	35	2

Outreach Meeting Activity cont.

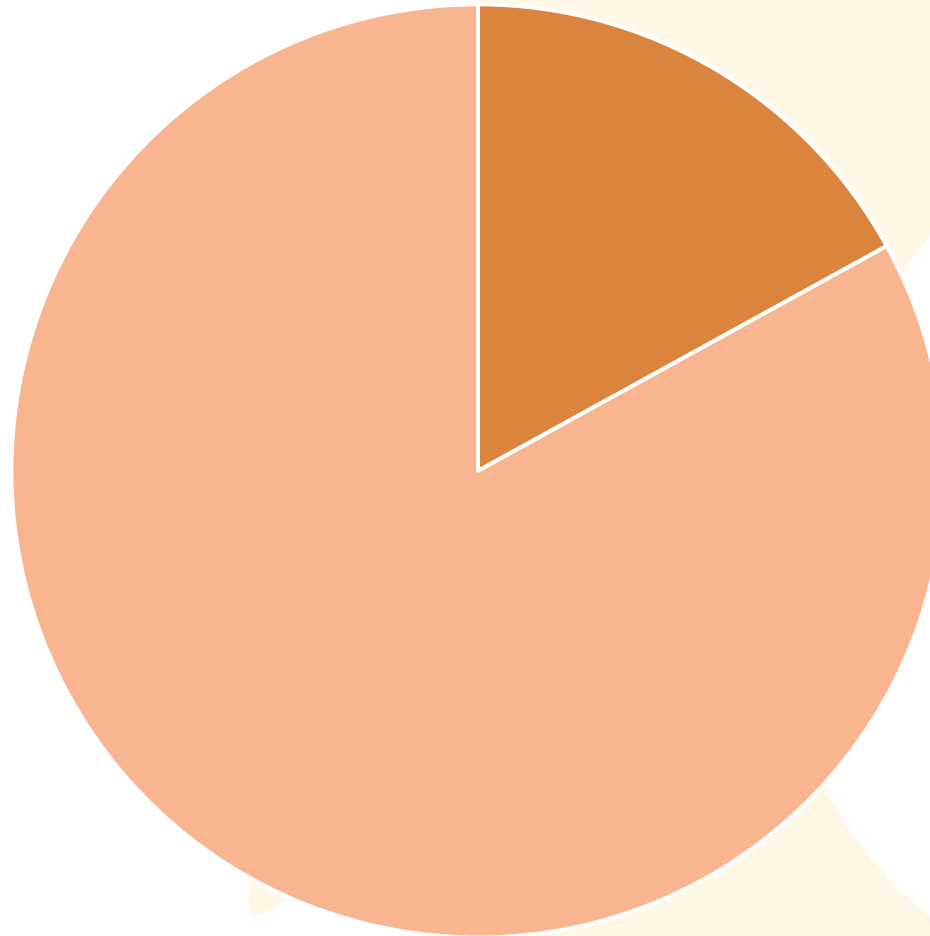
Week Ending	Plan #	Entity/Agency	Department	Location	Rep	Group Attendees	One/One
06/16/2023	626189	Rio Arriba County	Countywide	Espanola	Rappmund	5	6
06/16/2023	626207	TSWCD	Admin/HR	Taos	Rappmund	6	6
06/16/2023	626206	Taos County	Countywide	Santa Fe	Rappmund		2
06/16/2023	626112	Albuquerque Fire Rescue	Station 9	Albuquerque	Lium	5	2
06/16/2023	626112	City of Albuquerque		Albuquerque	Lium	3	1
06/16/2023	626205	PERA	Retirement Seminar	Albuquerque	Lium	36	
06/16/2023	626105	Bernalillo County		Albuquerque	Lium	3	1
06/23/2023	626134	Santa Fe City	Citywide	Santa Fe	Rappmund	34	7
06/23/2023	626205	NM State	DOH	Santa Fe	Rappmund		3
06/23/2023	626205	NM State	TRD	Santa Fe	Rappmund		1
06/23/2023	626205	NM State	DPS	Santa Fe	Rappmund		2
06/23/2023	626205	NM State	Courts	Santa Fe	Rappmund		1
06/23/2023	626105	Bernalillo County	New Employee Orientation	Albuquerque	Lium	25	1
06/23/2023	626205	PERA		Albuquerque	Lium	2	1
06/23/2023	626112	City of Albuquerque		Albuquerque	Lium	3	1
06/23/2023	626112	City of Albuquerque	Albuquerque Fire Rescue	Albuquerque	Lium		2
06/30/2023	626253	Santa Fe County	Countywide	Santa Fe	Rappmund	16	3
06/30/2023	626134	Santa Fe City	Citywide	Santa Fe	Rappmund		2
06/30/2023	626181	NNMC	Admin/HR	Santa Fe	Rappmund		1
06/30/2023	626122	Farmington	Admin/HR	Santa Fe	Rappmund		1
06/30/2023	626114	Aztec	Police	Santa Fe	Rappmund		2
06/30/2023	626112	City of Albuquerque		Albuquerque	Lium	2	1
06/30/2023	626205	PERA	Retirement Seminar	Albuquerque	Lium	268	
06/30/2023	626112	City of Albuquerque		Albuquerque	Lium	5	3
06/30/2023	626205	Office of the State Engineer		Albuquerque	Lium		1

Participant Services



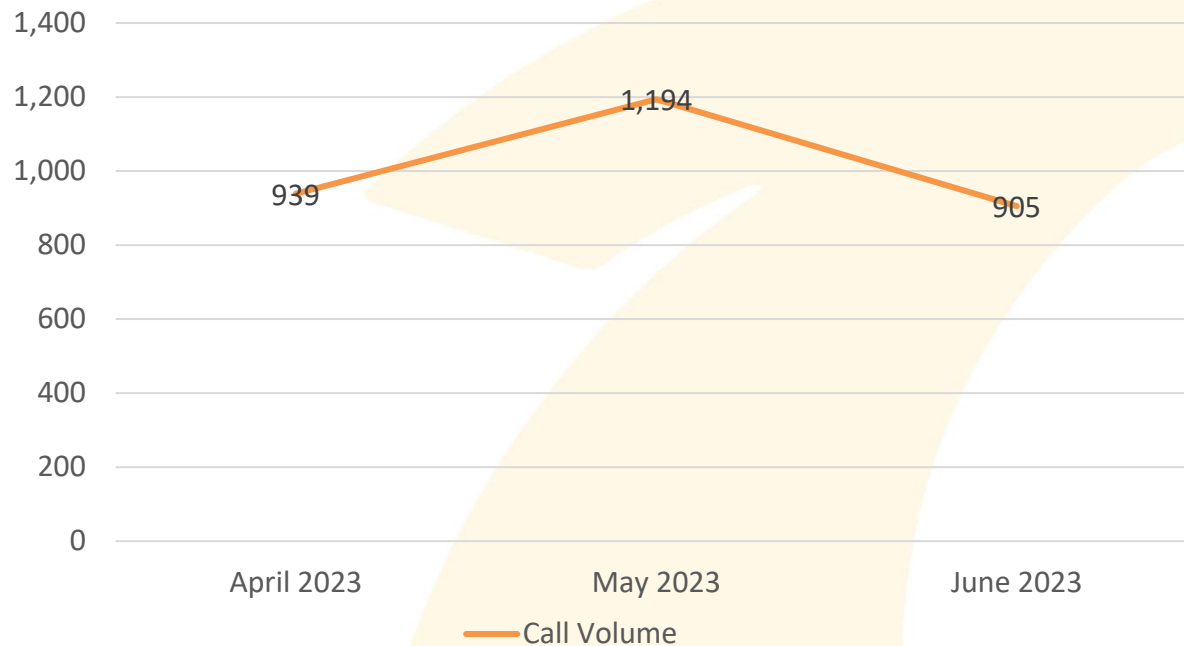
Participant Contact Summary

April 1, 2023 - June 30, 2023



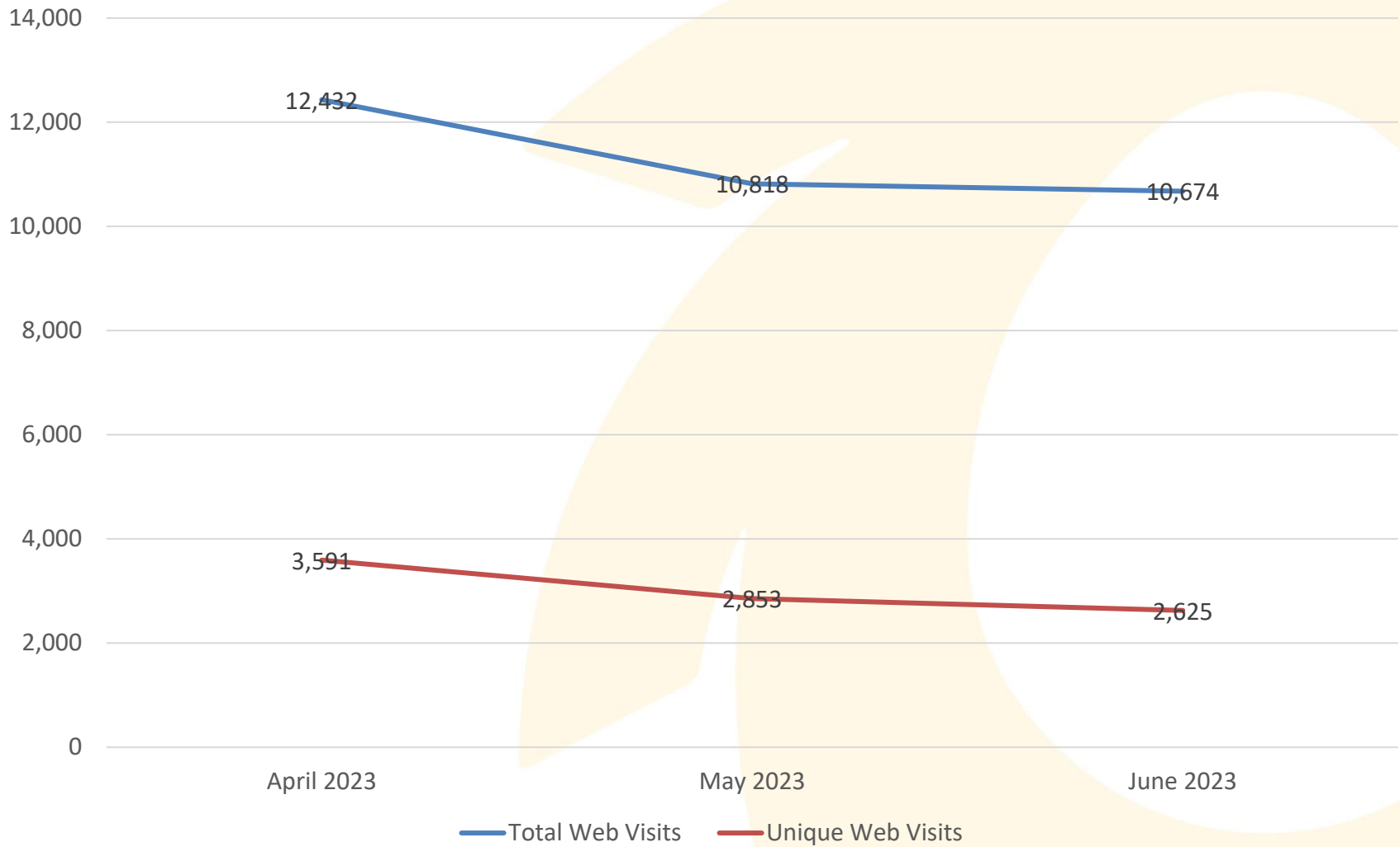
■ Call Center (8,803) ■ Participant Web (42,993)

Call Center Activity April 1, 2023 – June 30, 2023



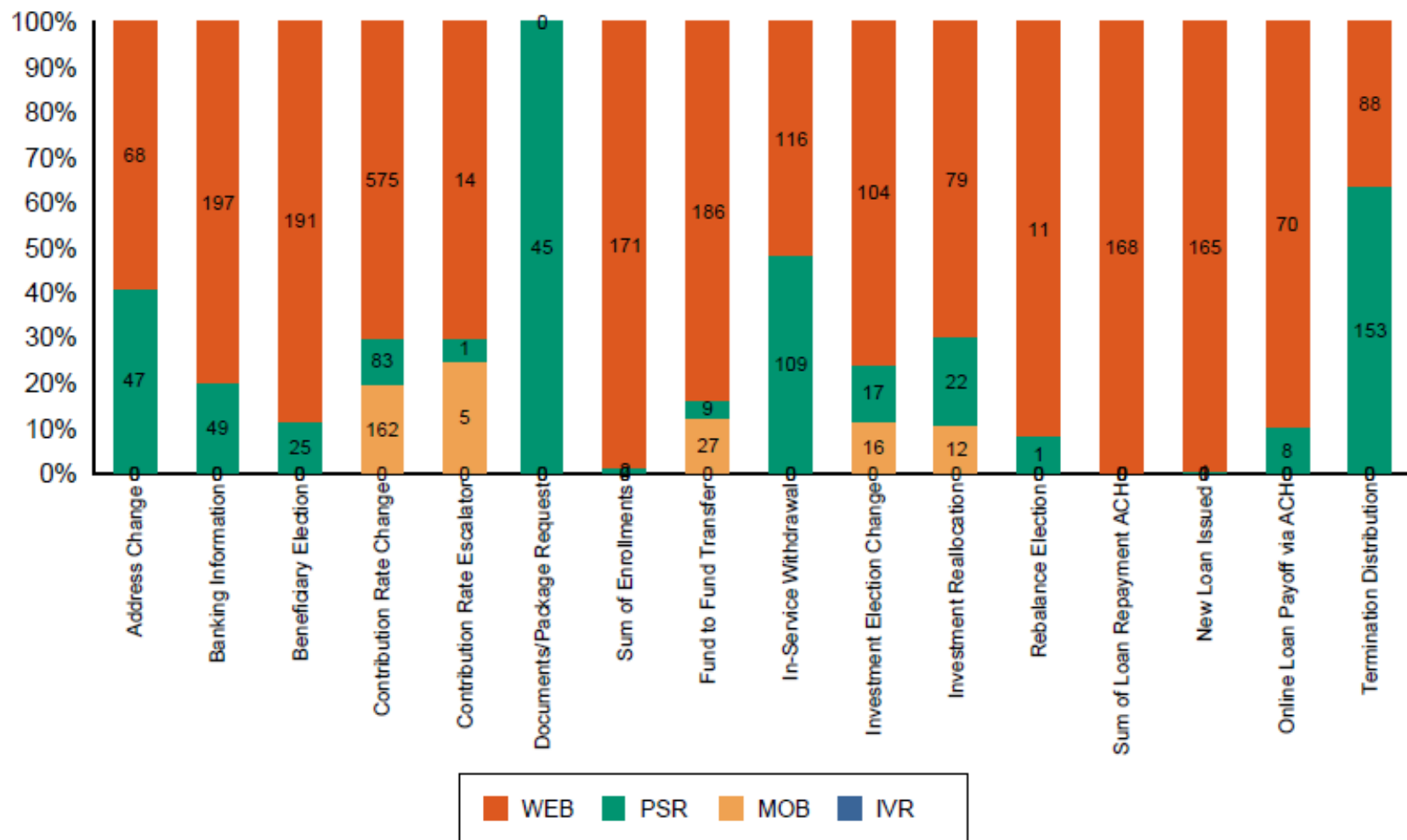
	Call Volume	Average Speed of Answer (Seconds)	Average Call Length (Minutes)	Number of Abandoned Calls	Percentage of Abandoned Calls
April 2023	939	6	7:05	2	0.00%
May 2023	1,194	3	7:15	0	0.00%
June 2023	905	8	7:17	3	0.00%

Participant Web Activity April 1, 2023 - June 30, 2023



Paperless Transactions by Channel

April 1, 2023 - June 30, 2023



Paperless Transactions Volume

April 1, 2023 - June 30, 2023

Paperless Transaction Description	Transaction Volume
Address Change	115
Banking Information	246
Beneficiary Election	216
Contribution Rate Change	820
Contribution Rate Escalator	20
Document/Package Request	45
Fund to Fund Transfer	222
In-service Withdrawal	225
Investment Election Change	137
Investment Reallocation	113
Rebalance Election	12
Loan Repayment ACH Election	168
New Loans Issued	166
Online Loan Payoff via ACH	78
Termination Distribution	241

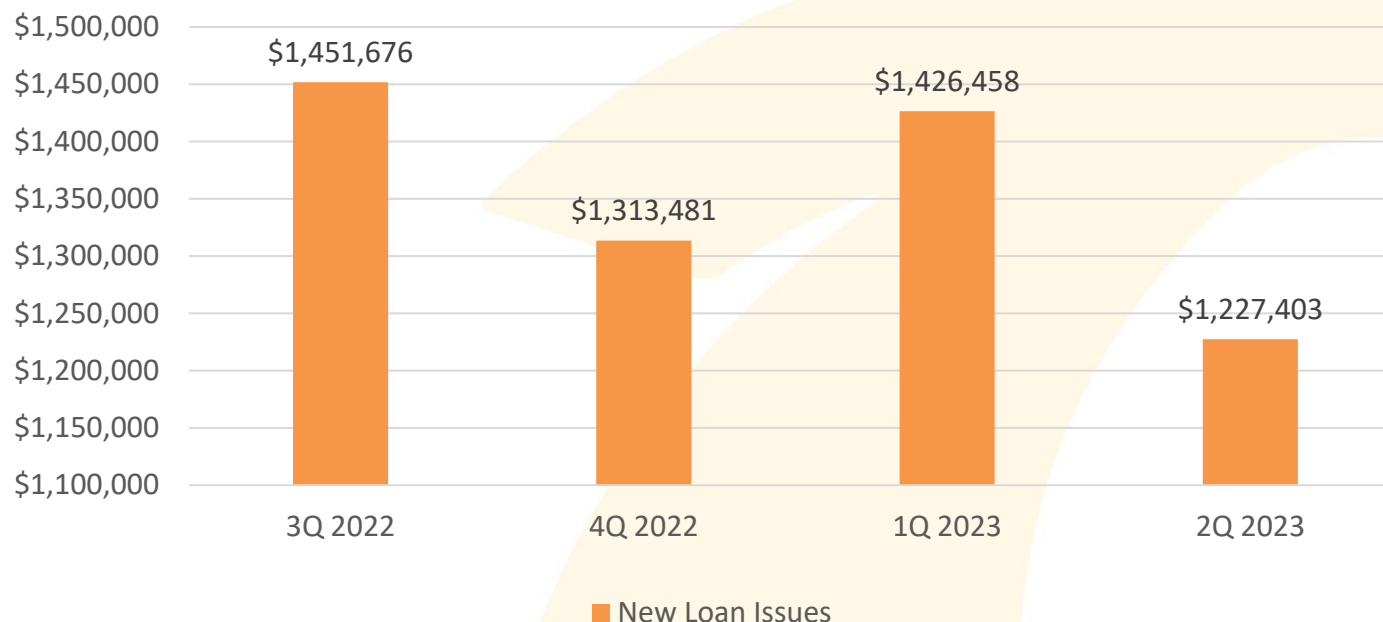
Enrollments for the Period: 173

Transaction Processed Summary

April 1, 2023 - June 30, 2023

Transactions	Transaction Volume
Contributions	91,063
Rebalance Transfers	41
Loan Repayment	5,218
Loans Re-amortized	2
Dividend Reinvestments	16,095
Fee Deductions	26,466
Installment Distributions via Check	131
Installment Distributions via ACH	733
Required Minimum Distributions	6
Total:	139,755

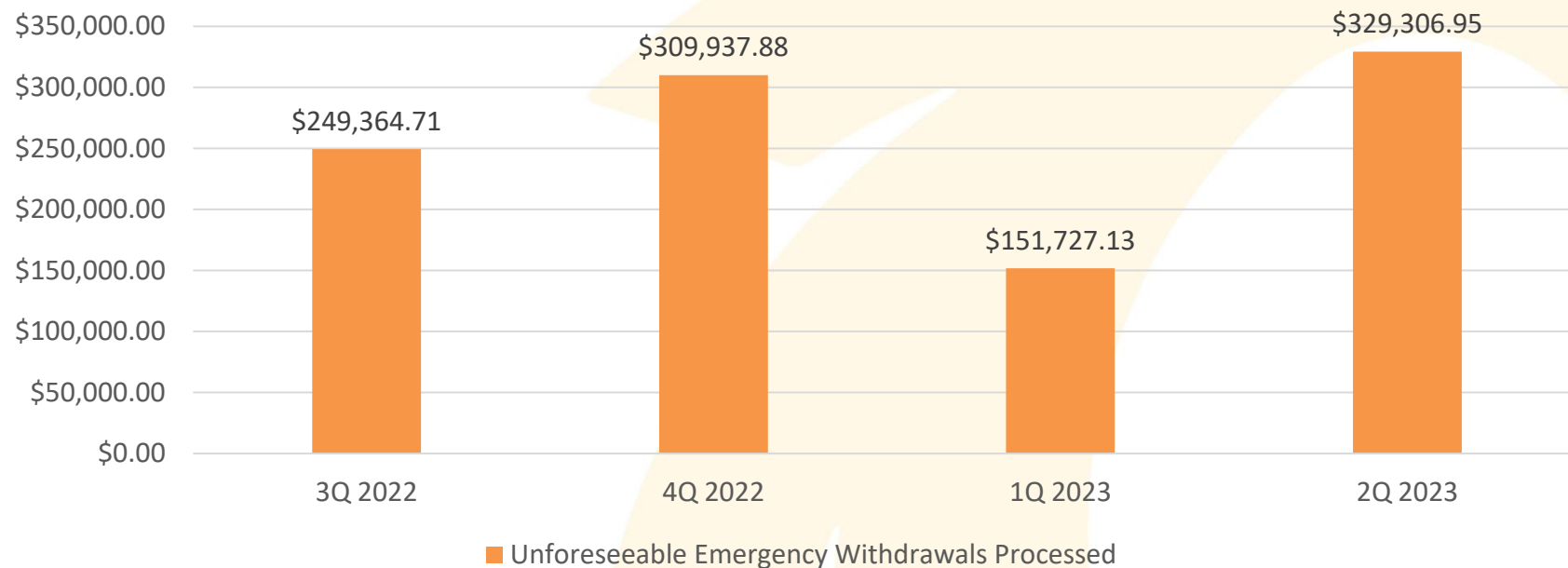
Loan Summary As of June 30, 2023



New Loans Issued 2Q 2023	\$1,227,403.08
Total Outstanding Loans as of June 30, 2023	1,838
Total Outstanding Loan Balance as of June 30, 2023	\$10,619,496.27
Total Outstanding Deemed Loan Balance as of June 30, 2023	\$3,364,449.03

Unforeseeable Emergency Withdrawal Summary

As of June 30, 2023



	Q3 2022	Q4 2022	Q1 2023	Q2 2023
Processed	84	79	62	91
Rejected	96	106	128	172

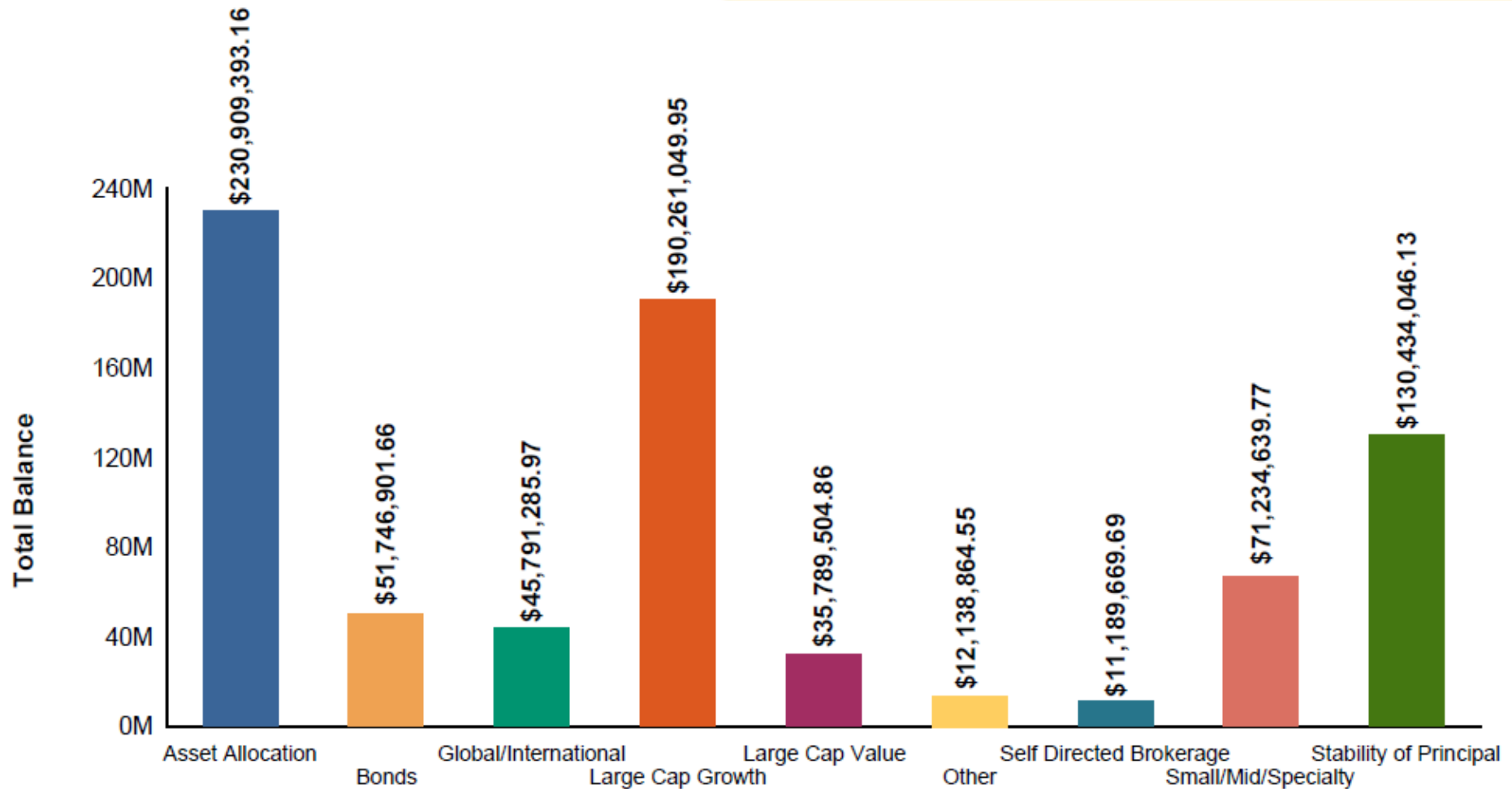
Voya Retirement Advisors, LLC Summary

	April 2023	May 2023	June 2023
Total participants eligible for advice	22,899	22,884	22,901
Advisor Service Activity			
# Participants with a balance that have used the VRA Services	3,048	3,026	3,018
% Participants with a balance that have used the VRA Services	13.31%	13.22%	13.18%
VRA Advisor Calls	549	512	487
Online Advice Adopters	964	975	980
Professional Management Members	1,535	1,539	1,551
Monthly VRA Investment Advisor Activity			
Calls	30	21	18
Received a Retirement Plan	20	9	7
Processed a Transaction	5	3	3
Monthly Online Activity			
New Adopters	22	17	5
Received Forecast	22	16	5
Received Advice Online	22	16	5
Professional Management Activity			
Net Activity	5	4	12
Total Members	1,535	1,539	1,551
Total Members Assets	\$74,765,558	\$74,041,356	\$76,807,460
Average Member Balance	\$48,707	\$48,110	\$49,521

Asset Analysis



Asset Class Summary As of June 30, 2023

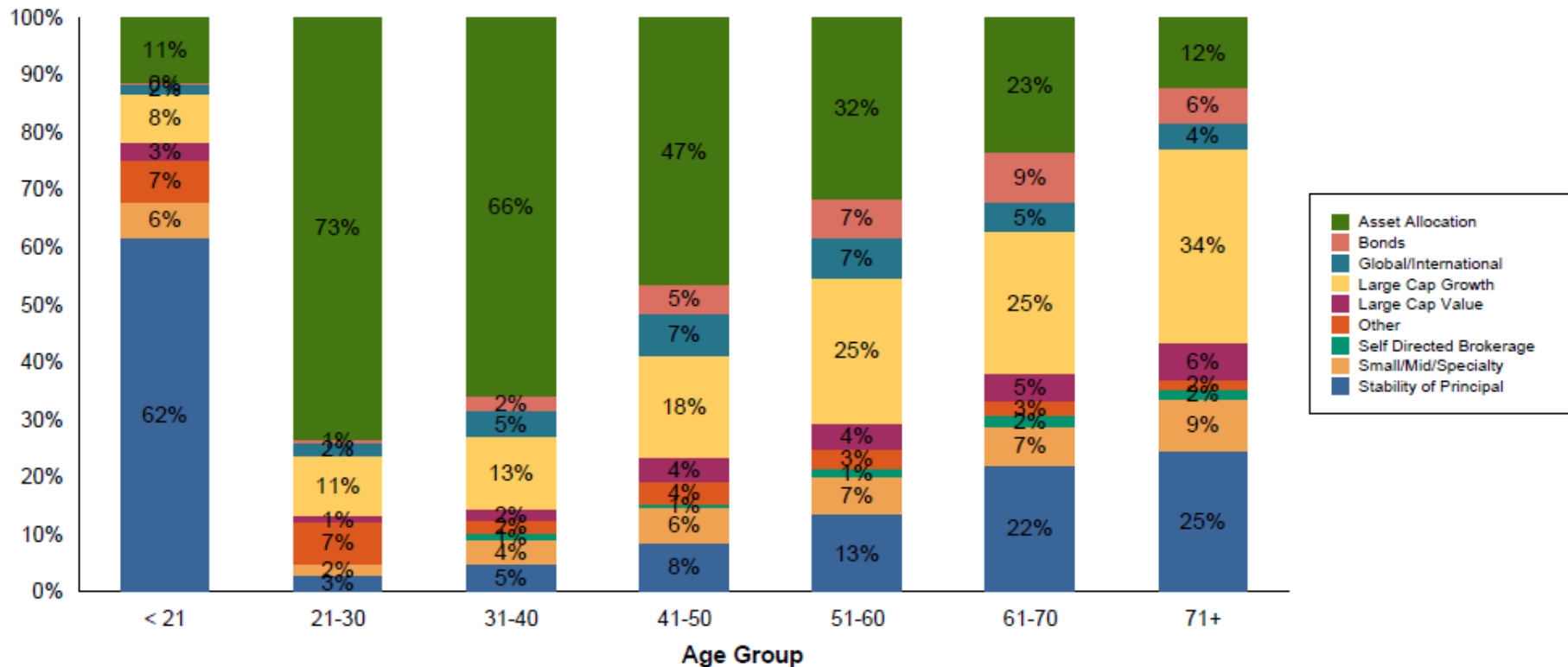


Asset Class Summary As of June 30, 2023

Asset Class	Balance	Percentage of Total Assets
Asset Allocation	\$230,909,393.16	29.62%
Bonds	\$51,746,901.66	6.34%
Global/International	\$45,791,285.97	5.87%
Large Cap Growth	\$190,261,049.95	24.41%
Large Cap Value	\$35,789,504.86	4.59%
Other	\$12,138,864.55	1.56%
Self Directed Brokerage	\$11,189,669.69	1.44%
Small/Mid/Specialty	\$71,234,639.77	9.14%
Stability of Principal	\$130,434,046.13	16.73%

Asset Class Balances by Age Group

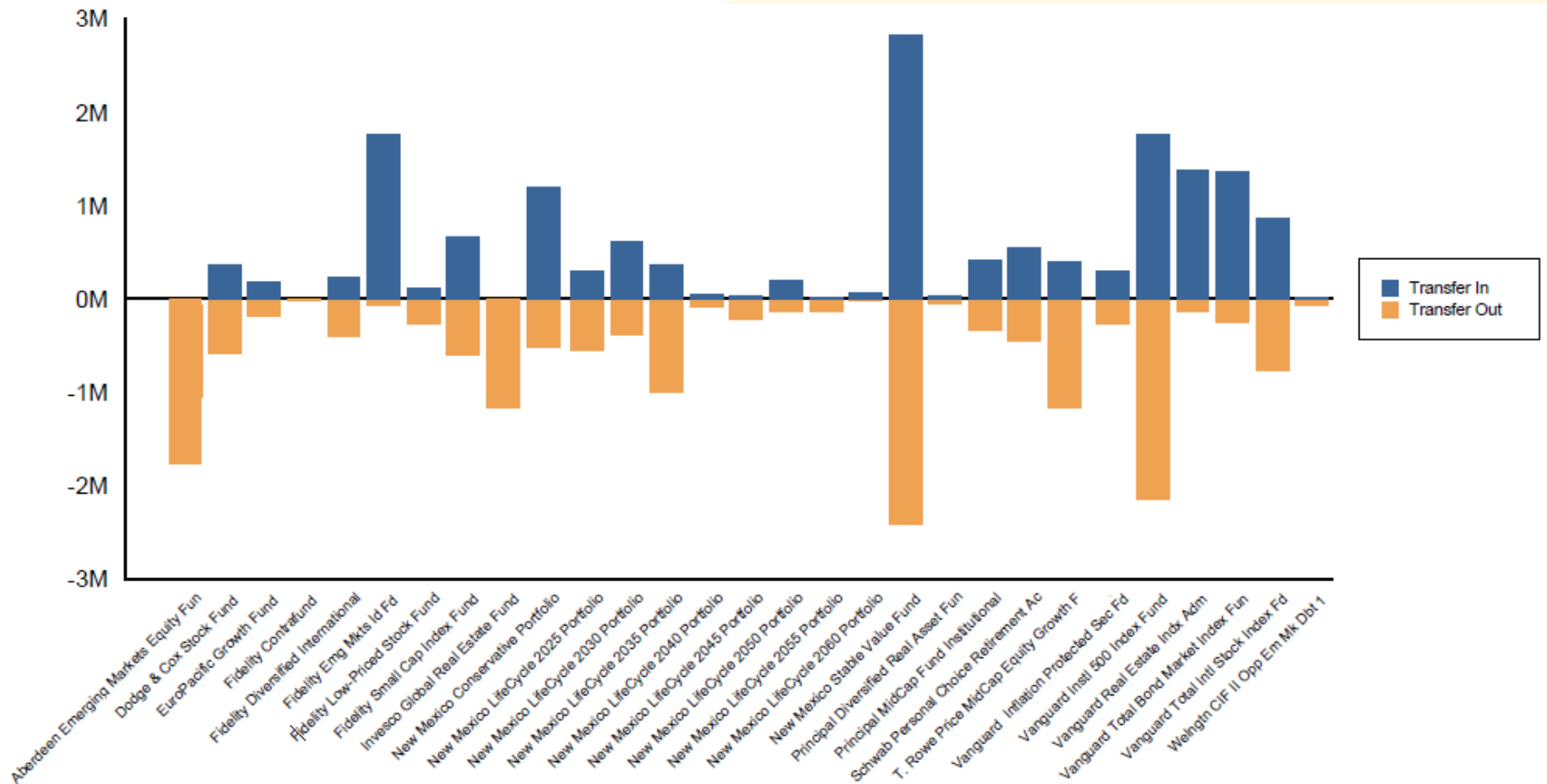
As of June 30, 2023



Age Range	< 21	21 - 30	31 - 40	41 - 50	51 - 60	61 - 70	71+
Total Balance	\$353,707.40	\$8,497,758.15	\$50,355,648.87	\$108,898,811.40	\$205,246,664.33	\$242,038,518.46	\$153,366,088.82
Total Participants	13	604	2,119	2,296	2,113	1202	2

Transfer Activity by Investment

April 1, 2023 - June 30, 2023



Transfer Activity by Investment

April 1, 2023 – June 30, 2023

Investment Name	Transfers In	Transfers Out	Net
Aberdeen Emerging Markets Equity Fun	\$4,243.69	(\$1,767,707.93)	-\$1,763,464.24
Dodge & Cox Stock Fund	\$373,155.86	(\$575,812.32)	-\$202,656.46
EuroPacific Growth Fund	\$180,617.62	(\$185,161.31)	-\$4,543.69
Fidelity Contrafund	\$0.00	(\$9,834.18)	-\$9,834.18
Fidelity Diversified International	\$231,216.59	(\$402,077.56)	-\$170,860.97
Fidelity Emg Mkts Id Fd	\$1,767,689.45	(\$72,653.62)	\$1,695,035.83
Fidelity Low-Priced Stock Fund	\$123,359.74	(\$258,461.84)	-\$135,102.10
Fidelity Small Cap Index Fund	\$670,023.54	(\$601,317.52)	\$68,706.02
Invesco Global Real Estate Fund	\$0.00	(\$1,160,847.07)	-\$1,160,847.07
New Mexico Conservative Portfolio	\$1,189,569.90	(\$507,717.24)	\$681,852.66
New Mexico LifeCycle 2025 Portfolio	\$294,372.22	(\$547,314.27)	-\$252,942.05
New Mexico LifeCycle 2030 Portfolio	\$612,772.47	(\$386,832.03)	\$225,940.44
New Mexico LifeCycle 2035 Portfolio	\$364,849.36	(\$990,119.67)	-\$625,270.31
New Mexico LifeCycle 2040 Portfolio	\$51,439.44	(\$85,284.91)	-\$33,845.47
New Mexico LifeCycle 2045 Portfolio	\$34,999.92	(\$224,653.67)	-\$189,653.75
New Mexico LifeCycle 2050 Portfolio	\$194,693.50	(\$125,661.54)	\$69,031.96
New Mexico LifeCycle 2055 Portfolio	\$19,239.41	(\$130,502.82)	-\$111,263.41
New Mexico LifeCycle 2060 Portfolio	\$69,343.73	(\$21,683.69)	\$47,660.04
New Mexico Stable Value Fund	\$2,824,846.06	(\$2,405,220.56)	\$419,625.50
Oakmark Equity and Income Fund	\$0.00	(\$2,689.58)	-\$2,689.58
Principal Diversified Real Asset Fun	\$26,152.27	(\$41,736.40)	-\$15,584.13
Principal MidCap Fund Institutional	\$414,885.16	(\$339,815.66)	\$75,069.50
Schwab Personal Choice Retirement Ac	\$550,901.04	(\$453,995.94)	\$96,905.10
T. Rowe Price MidCap Equity Growth F	\$395,403.41	(\$1,160,343.75)	-\$764,940.34
Vanguard Inflation Protected Sec Fd	\$301,020.13	(\$261,581.81)	\$39,438.32
Vanguard Instl 500 Index Fund	\$1,758,723.86	(\$2,134,999.63)	-\$376,275.77
Vanguard Real Estate Indx Adm	\$1,374,808.93	(\$136,782.73)	\$1,238,026.20
Vanguard Total Bond Market Index Fun	\$1,353,825.15	(\$247,914.62)	\$1,105,910.53
Vanguard Total Intl Stock Index Fd	\$865,591.04	(\$761,155.48)	\$104,435.56
Wellgtn CIF II Opp Em Mk Dbt 1	\$14,642.72	(\$62,506.86)	-\$47,864.14
	\$16,062,386.21	(\$16,062,386.21)	\$0.00

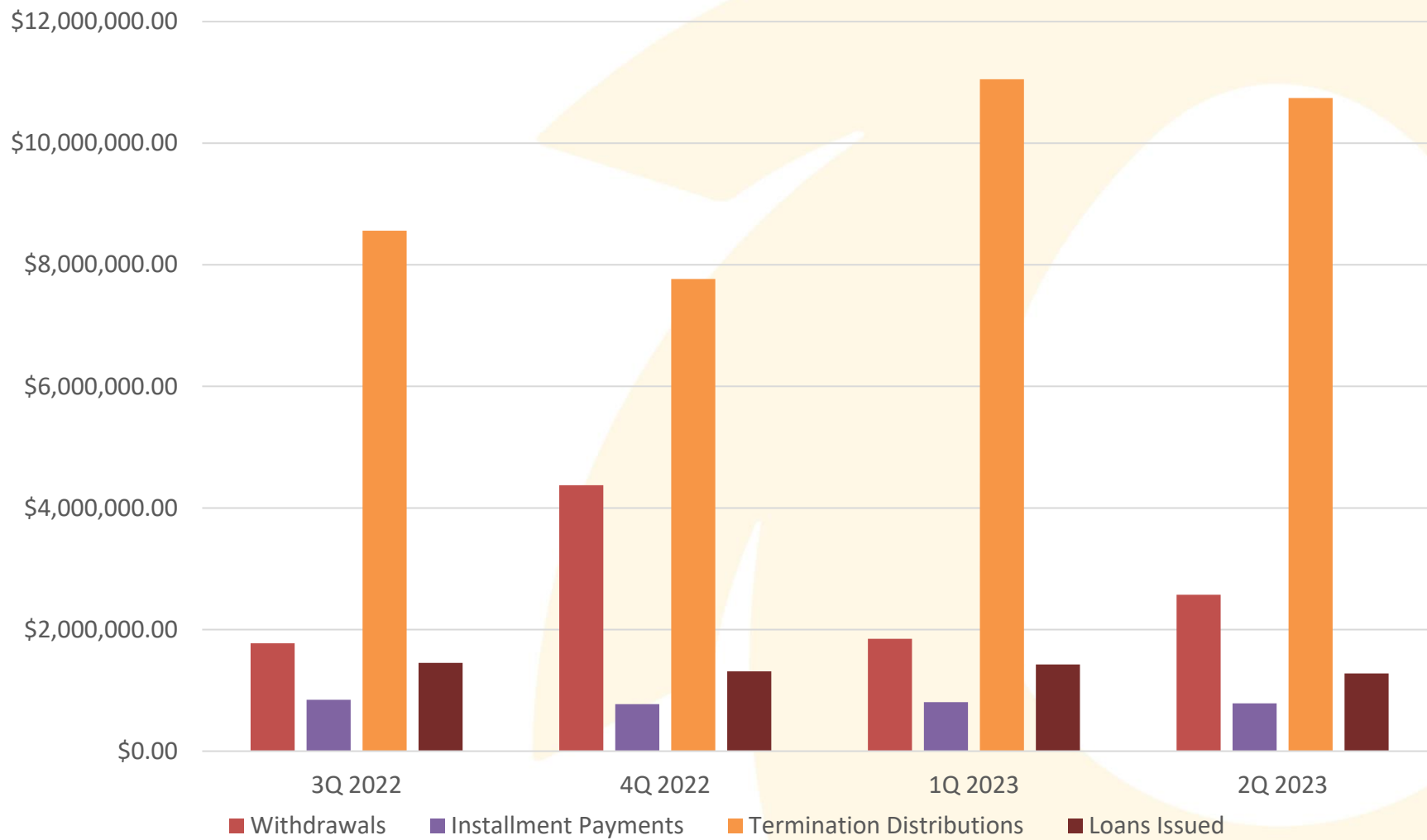
Withdrawals and Distributions by Investment

April 1, 2023 - June 30, 2023

Fund Long Name	Payments - Terms	Payments - Withdrawals
Fidelity Small Cap Index Fund	-\$226,161.64	-\$39,615.72
Vanguard Real Estate Indx Adm	-\$1,396.71	-\$4,234.65
Fidelity Emg Mkts Id Fd	-\$11,006.22	-\$62,913.96
Vanguard Instl 500 Index Fund	-\$2,639,452.90	-\$272,672.05
Vanguard Inflation Protected	-\$236,015.81	-\$25,479.72
EuroPacific Growth Fund	-\$139,089.99	-\$2,331.33
Invesco Global Real Estate Fun	-\$12.22	
Principal MidCap Fund Institut	-\$162,903.53	-\$23,632.88
Dodge & Cox Stock Fund	-\$535,399.26	-\$33,724.35
Principal Diversified Real Ass	-\$4,662.66	-\$498.95
T. Rowe Price MidCap Equity Gr	-\$1,035,786.23	-\$21,788.16
Vanguard Total Bond Market Ind	-\$654,453.64	-\$103,033.61
Aberdeen Emerging Markets Equi	-\$2,096.92	-\$89.99
Vanguard Total Intl Stock Inde	-\$400,409.15	-\$87,351.44
New Mexico Conservative Portfo	-\$546,330.14	-\$100,936.48
New Mexico LifeCycle 2025 Port	-\$768,469.56	-\$142,982.95
New Mexico LifeCycle 2030 Port	-\$498,467.02	-\$211,590.18
New Mexico LifeCycle 2035 Port	-\$860,221.11	-\$169,807.88
New Mexico LifeCycle 2040 Port	-\$200,998.88	-\$20,313.12
New Mexico LifeCycle 2045 Port	-\$192,051.89	-\$72,469.15
New Mexico LifeCycle 2050 Port	-\$78,986.95	-\$58,270.23
New Mexico LifeCycle 2055 Port	-\$114,333.21	-\$70,723.02
New Mexico Stable Value Fund	-\$1,999,388.21	-\$190,165.99
Fidelity Low-Priced Stock Fund	-\$119,991.78	-\$8,821.23
Fidelity Diversified Internati	-\$92,355.95	-\$7,397.55
DEEMED LOAN FUND		-\$839,855.82
Welngtn CIF II Opp Em Mk Dbt 1	-\$3,800.55	-\$961.31
New Mexico LifeCycle 2060 Port	-\$4,691.84	-\$461.40

Withdrawal and Distribution Breakdown

July 1, 2022 – June 30, 2023



Quarterly Fee Reconciliation

Fee Summary					
Quarterly Fee Reconciliation					
REVENUES		3Q 2022	4Q 2022	1Q 2023	2Q 2023
PARTICIPANT REVENUES					
Asset / Admin Fee Amount Collected*					
Asset / Admin Fee Amount Collected**		\$364,724.81	\$374,980.84	\$379,493.23	\$383,162.76
PERA SmartSave Admin Fee***					\$64,134.35
PRODUCT PROVIDER REVENUES					
Total Product Provider Revenues		\$35,957.77	\$32,891.99	\$31,992.31	****
GRAND TOTAL REVENUES		\$400,682.58	\$407,872.83	\$411,485.54	\$447,297.11
PAYMENTS					
Voya Recordkeeping Fee					
Participants					
Per Participant Fee		\$13.587500	\$13.587500	\$13.587500	\$13.587500
Number of Participants collected from		23,093	23,221	23,281	23,348
Total Recordkeeping Fee		\$313,776.14	\$315,515.34	\$316,330.59	\$317,240.95
MEKETA CONSULTING FEE		\$25,000.00	\$25,000.00	\$25,000.00	\$25,000.00
PERA PAYMENT FOR EXPENSES		\$25,000.00	\$25,000.00	\$25,000.00	\$25,000.00
GRAND TOTAL PAYMENT		\$363,776.14	\$365,515.34	\$366,330.59	\$367,240.95
*Participant fee is \$10 per quarter plus 0.135% of assets, not to exceed \$26 per quarter.					
**Participant fee is waived for the first two quarters or until the account balance reaches \$1000, whichever comes first.					
****This amount was left off as it was/will be split to the PPTs.					
***Added this fee 2Q2023					

Important disclosure

Not FDIC/NCUA/NCUSIF Insured • Not a Deposit of a Bank/Credit Union • May Lose Value • Not Bank/Credit Union Guaranteed • Not Insured by Any Federal Government Agency

Any insurance products, annuities and funding agreements that you may have purchased are sold as securities and are issued by Voya Retirement Insurance and Annuity Company ("VRIAC"). Fixed annuities are issued by VRIAC. VRIAC is solely responsible for meeting its obligations. Plan administrative services provided by VRIAC or Voya Institutional Plan Services, LLC ("VIPS"). Neither VRIAC nor VIPS engage in the sale or solicitation of securities. If custodial or trust agreements are part of this arrangement, they may be provided by Voya Institutional Trust Company. All companies are members of the Voya family of companies. Securities distributed by Voya Financial Partners, LLC (member SIPC) or other broker-dealers with which it has a selling agreement. All products or services may not be available in all states.