PERA SmartSave

Deferred Compensation Plan

Second Quarter 2017
Plan Review June 30, 2017

Public Employees Retirement Association for the Deferred Compensation Plan

Administered by:
Nationwide Retirement Solutions
10 W. Nationwide Boulevard
5-05-115X
Columbus, OH 43215

Local Address:
3600 Rodeo Lane, Suite B1
Santa Fe, NM 87507

Table of Contents

Section	Topic	Page(s)
	Executive Summary	1
I	**Participant Education Services**	
	-Enrollment Activity	
	-Enrollment Activity Summary	2
	-New Enrollment Contributions by Investment Options	2
	-Investment Diversification - New Participants by Number of Funds	3
	-Investment Diversification - New Participants by Number of Asset Classes	4
	-Investment Diversification - New Participants Invested in LifeCycle Portfolios	5
	-Group Meetings and Marketing Material	6-11
	-Payout Activity	
	-Payout Activity Summary	12
	-Unforeseeable Withdrawal Activity	12
	-Lump Sum/Non-Systematic Withdrawal Activity - Total Requests	13
	-Systematic Withdrawal Distribution - Total Dollar Amounts	14
	-Systematic Withdrawal Distribution - Total Participants	14
	-Rollovers In - Total Dollar Amounts	15
	-Rollovers In - Total Participants	15
	-Rollovers Out - Total Dollar Amounts	16
	-Rollovers Out - Total Participants	16
	-All Loans - Total Dollar Amounts	17
	-All Loans - Total Participants	17
	-All Loans - Total Amount of Default Loans	18
	-All Loans - Total Number of Default Loans	18
	-General Purpose Loans - Total Dollar Amounts	19
	-General Purpose Loans - Total Participants	19
	-Residential Purchase Loans - Total Dollar Amounts	20
	-Residential Purchase Loans - Total Participants	20
	-Self Directed Brokerage Options - Total Dollar Amounts	21
	-Self Directed Brokerage Options - Total Participants	21
	-Participant Services	
	-Participant Statements	22
	-VRU Utilization	22
	-Internet Utilization	23
	-Morningstar Online Advice	23
	-Customer Service Utilization	24
	-Spanish Customer Service Utilization	24
	-Participant Statistics	
	-Average Participant Account Balance by Age Group	25
	-Participants with a Balance by Age Group	25
	-Average Annualized Participant Deferrals by Age Group	26
	-Participants Actively Deferring by Age Group	26
	-Participants with a Balance by Asset Range	27
	-Participants with Balance	27
	-Paycenters Participant Count	28-30
II	**Fund Investments**	
	-Assets and Contributions Summary	
	-Assets by Investment Carrier	31
	-Contributions by Investment Carrier	32
	-Assets by Asset Class Summary	33
	-Assets by Asset Class Detail	34-35
	-Contributions by Asset Class Summary	36
	-Contributions by Asset Class Detail	37-38
	-Investment Summary	
	-Investment Diversification - All Participants by Number of Funds	39
	-Investment Diversification - All Participants by Number of Asset Classes	40
	-Investment Diversification - All Participants Invested in LifeCycle Portfolios	41
	-Investment Performance - Total Return	42-44
	-Fee Summary	
	-Quarterly Fee Reconciliation	45

Executive Summary

PERA SmartSave
Deferred Compensation Plan

2Q2017 Executive Summary

Important Plan Stats & Demographics

- Current Assets: $567,972,152 (see page 31)
- Total Participants: 20,465 (see page 27)
- Median Account Balance: $6,878
- Increased Contributions: 469 (see page 2)
- Reinstatements: 34 (see page 2)
- Rollovers-In Activity: 131 new rollovers in representing $1,458,711 (see page 15)
- Rollovers-Out Activity: 53 new rollovers out representing $3,859,296 (see page 16)
- Loan Activity: 250 loans totaling $1,708,957 approved (see page 17)
- UE Activity: 70 unforeseeable emergency requests totaling $131,637 approved (see page 12)
- Lifecycle Funds: 489 new participants enrolled in the lifecycle portfolios. (see page 5)
  64.16% of participants are diversified in 5 or more asset classes. (see page 40)
  62.04% of participants use Lifecycle Funds to achieve this diversification.
  (see page 41)

Enrollment Activities

- Nationwide representatives enrolled 577 employees during the quarter, conducted 268 workshops and held 449 individual meetings reaching approximately 2,800 employees.

Achievements

- Published a "Plan Comparison Ad" in the recent "Round the Roundhouse" publication to encourage participants to focus on and gauge their retirement readiness.
- The PERA Smart Save Plan's new fee structure statement messages were updated - bringing more participant awareness to the upcoming change.
- The annual audit engagement letter between NRS, Eide Bailly and NM PERA was finalized.
- The Unforeseeable Emergency form was updated to industry standard; the new form and information for participants to be placed on the website.
- The PERA Board adopted Section 845 of the Pension Protection Act for the PERA Smart Save Plan.
- The first in a series of the summer outreach campaign, *Walk Around the Block*, kicked off in Santa Fe at state agencies located in the downtown area.

Upcoming Items

- Adding the pension estimator to the New Mexico PERA website (www.newmexico457dc.com).
- New website banners will be posted to the website – corresponding to the "Plan Comparisons" ad recently published.
- Fiscal Year 2016/17 audit will begin in August.
- Participant mailing specific to the new fee structure will be sent the end of August.
- Discussion and planning around online enrollment and contribution changes.
- The PERA, NRS and Meketa are working on a contract with Prudential to soon add the PRREF II Real Estate fund to the Lifecycle Portfolio lineup.

Participant Education Services

Enrollment Activity

Enrollment Activity Summary

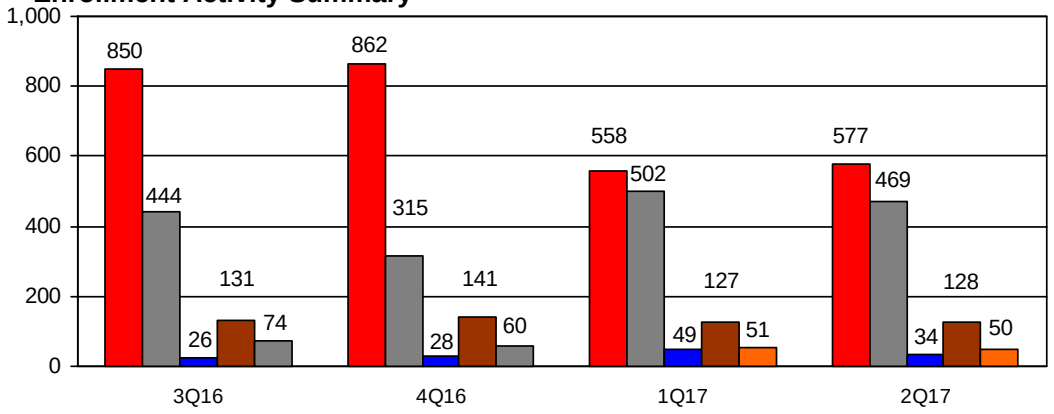

	3Q16	4Q16	1Q17	2Q17
New Enrollments	850	862	558	577
Increased Contributions	444	315	502	469
Reinstatements	26	28	49	34
Decreases	131	141	127	128
Stops	74	60	51	50

*There were 577 new enrollments signed and 521 new accounts that received first deferral by quarter end.

New Enrollment Contributions by Investment Class

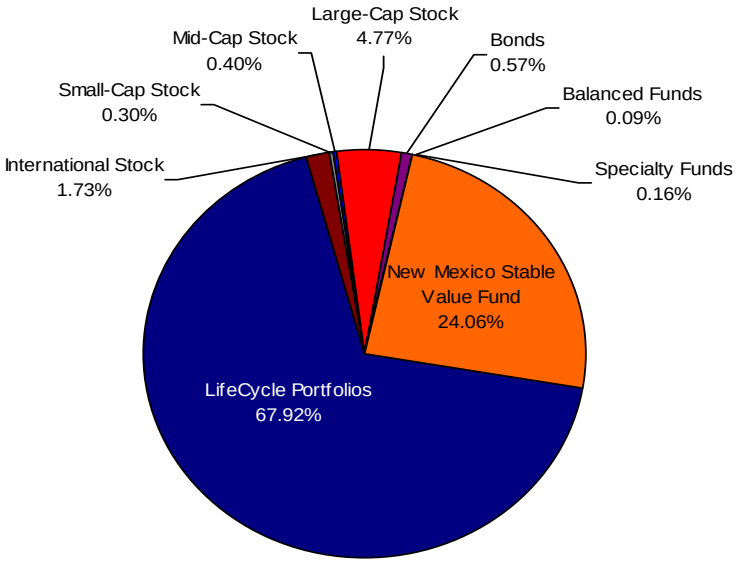

Investment Option	2Q17 New Enrollment Contributions	%
LifeCycle Portfolios	$169,849	67.92%
International Stock	$4,331	1.73%
Small-Cap Stock	$756	0.30%
Mid-Cap Stock	$1,009	0.40%
Large-Cap Stock	$11,939	4.77%
Bonds	$1,414	0.57%
Balanced Funds	$215	0.09%
Specialty	$393	0.16%
New Mexico Stable Value Fund	$60,161	24.06%
Total Investments	**$250,066**	**100%**

Enrollment Activity (continued)

Investment Diversification - New Participants by Number of Funds

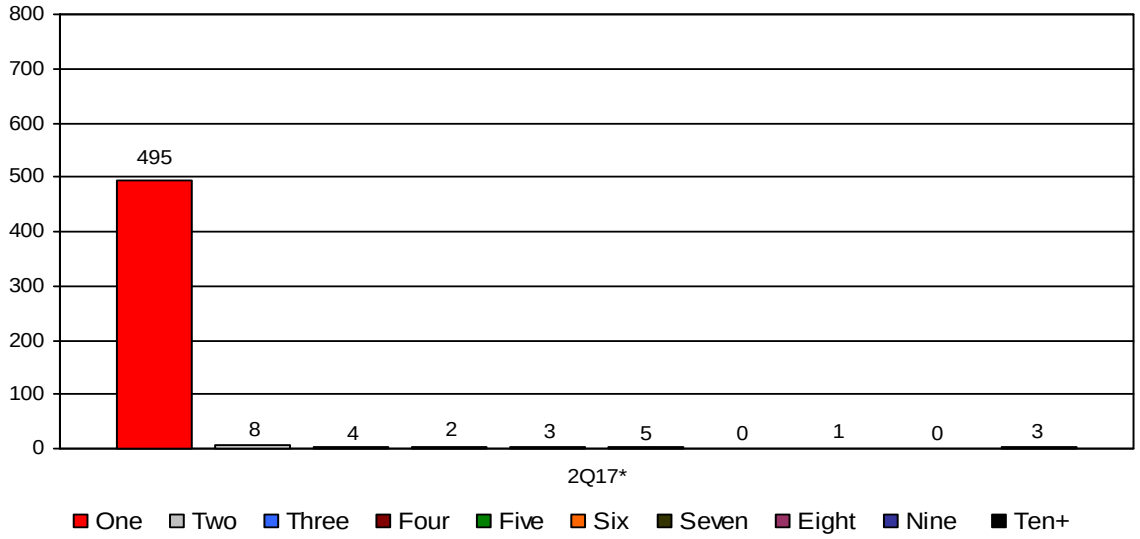

Number of Funds	# of Participants 3Q16	# of Participants 4Q16	# of Participants 1Q17	# of Participants 2Q17*
One	656	715	398	495
Two	31	107	14	8
Three	9	14	2	4
Four	6	7	9	2
Five	6	5	1	3
Six	2	5	8	5
Seven	3	2	3	0
Eight	0	3	2	1
Nine	3	0	0	0
Ten+	2	4	2	3
Total # of New Participants**	**718**	**862**	**439**	**521**

*These numbers represent the new participants who deferred into the plan by June 30, 2017.

**Total # of participants includes those using one or more LifeCycle Portfolios. One LifeCycle Portfolio equals one fund.

Enrollment Activity (continued)

Investment Diversification - New Participants by Number of Asset Classes

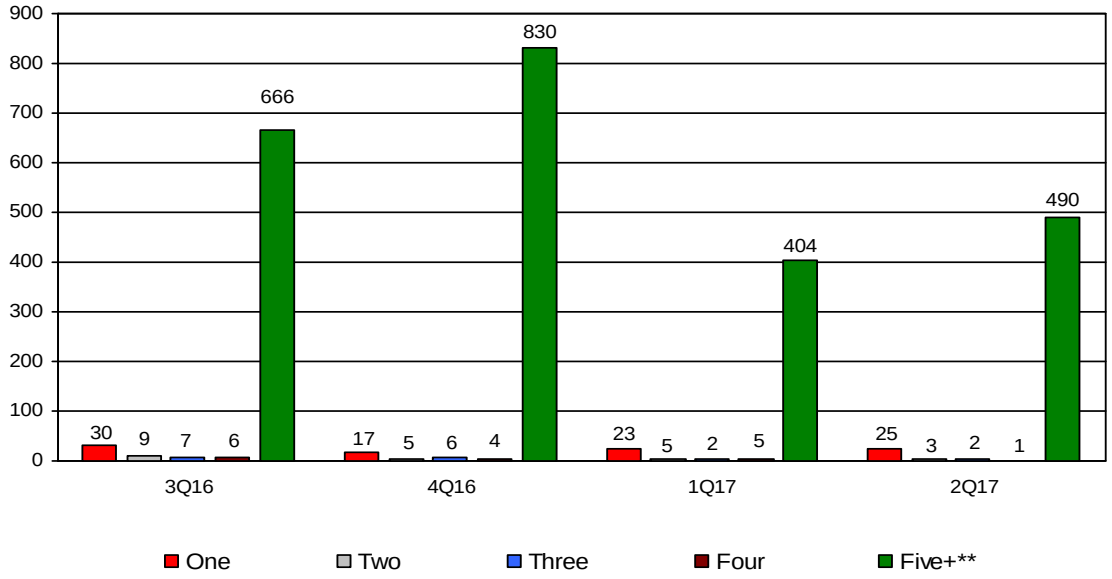

Number of Asset Classes	# of Participants 3Q16	# of Participants 4Q16	# of Participants 1Q17	# of Participants 2Q17
One	30	17	23	25
Two	9	5	5	3
Three	7	6	2	2
Four	6	4	5	1
Five+	666	830	404	490
Total # of New Participants**	**718**	**862**	**439**	**521**

*These numbers represent new participants who deferred into the plan by June 30, 2017.

**Participants taking advantage of LifeCycle Portfolios are captured as investing in 5+ asset classes.

Enrollment Activity (continued)

Investment Diversification -
New Participants Using LifeCycle Portfolios to Achieve Diversification

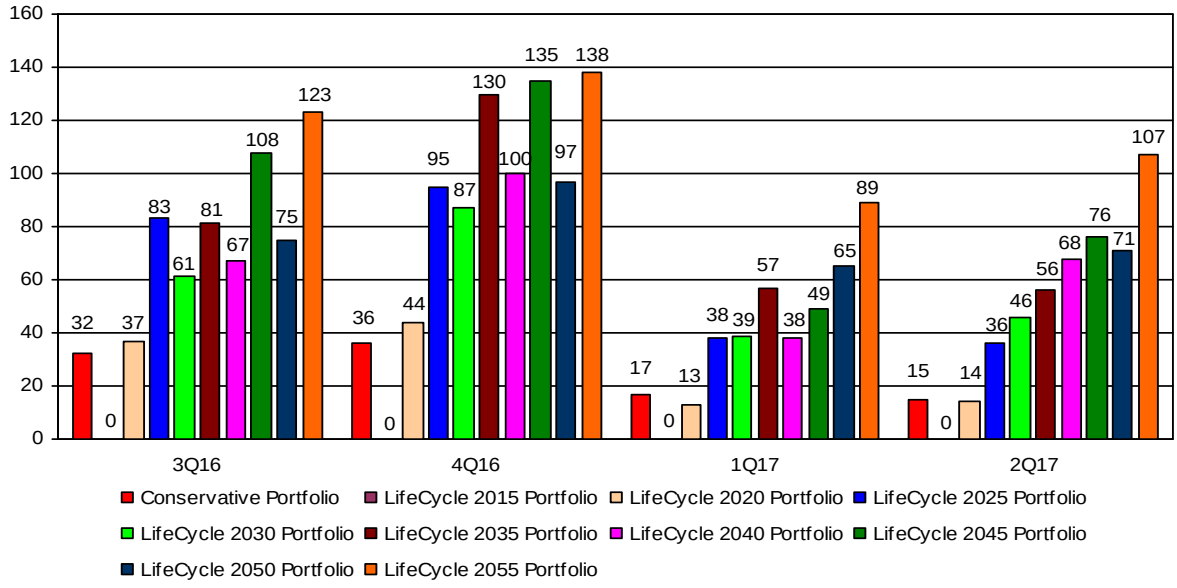

Fund	# of Participants 3Q16	# of Participants 4Q16	# of Participants 1Q17	# of Participants 2Q17
Conservative Portfolio	32	36	17	15
LifeCycle 2015 Portfolio	0	0	0	0
LifeCycle 2020 Portfolio	37	44	13	14
LifeCycle 2025 Portfolio	83	95	38	36
LifeCycle 2030 Portfolio	61	87	39	46
LifeCycle 2035 Portfolio	81	130	57	56
LifeCycle 2040 Portfolio	67	100	38	68
LifeCycle 2045 Portfolio	108	135	49	76
LifeCycle 2050 Portfolio	75	97	65	71
LifeCycle 2055 Portfolio	123	138	89	107
Total # of New Participants*	**667**	**862**	**405**	**489**

* Total reflects duplicate counts for participants invested in more than one LifeCycle Portfolio.

Group Meeting Activity

Summary Statistics

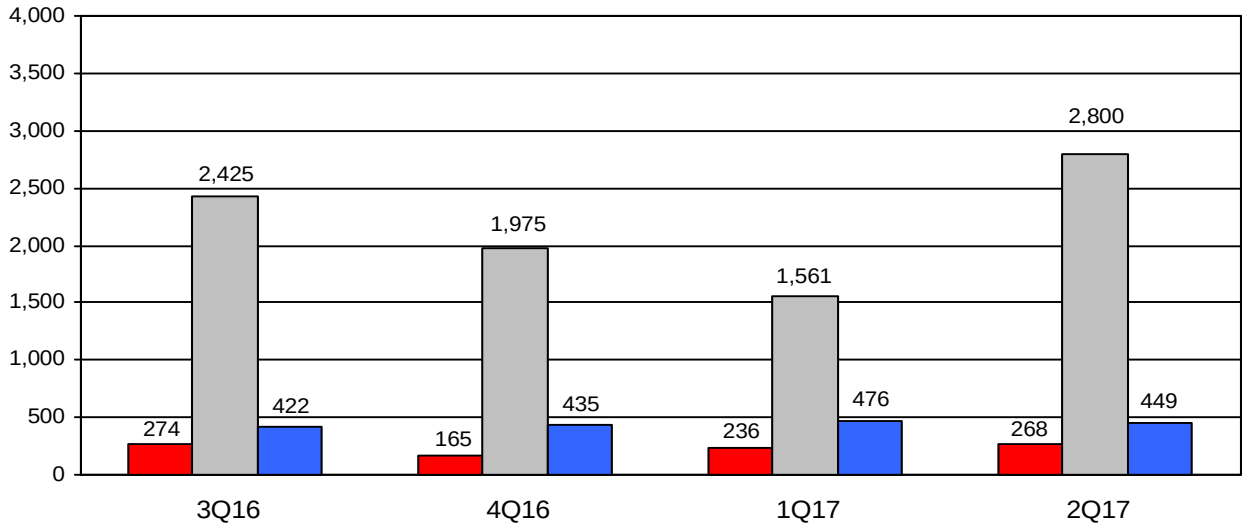

	3Q16	4Q16	1Q17	2Q17
Number of Group Meetings	274*	165	236	268
Total Attendance at Group Meetings	2,425**	1,975**	1,561**	2,800**
Number of Individual Meetings	422	435	476	449

*Number of Group Meetings has been adjusted to now reflect one meeting for both meeting presentations "Join It" and "Asset Allocation".

**Total Attendance at Group Meetings has been adjusted to reflect the number of individuals attending each meeting which includes both presentations.

PERA SmartSave
Deferred Compensation Plan

WALK

the block around

Thursday, June 1, 2017

PERA Smart Save and Nationwide will visit downtown state agencies to talk with employees about the PERA Smart Save Deferred Compensation Retirement Plan.

This is your opportunity to:

- ⇒ **enroll in the plan**
- ⇒ **increase your contribution**
- ⇒ **get your questions answered about deferred compensation**

Schedule of Sessions:

- **8 to 9:30 am**
  State Land Office
  310 Old Santa Fe Trail—Morgan Hall

- **9:45 to 10:45 am**
  Office of State Engineer
  Concha Ortiz y Pino Building
  130 S. Capital—lobby area

- **11 am to 12:30 pm**
  Public Education Department
  Jerry Apodaca Building
  300 Don Gaspar—lobby area

- **1:30 to 3 pm**
  DFA, State Engineer, Cultural Affairs & Veteran's Services
  Bataan Memorial Complex
  300 Galisteo Street—first floor near the coffee shop

PERA
Public Employees Retirement Association of New Mexico

PERA SmartSave
Deferred Compensation Plan

All sessions are the same. Employees from surrounding agencies are welcome visit any session.

For more information about the *Walk Around the Block*, call (505) 476-9386 or email PERA-smartsave@state.nm.us.

Nationwide

The PERA Smart Save Plan is administered by Nationwide.

Group Meeting Activity (continued)

Second Quarter 2017 Scheduled Group Meetings

Entity/Agency	Department/ Meeting type	Location	Rep.	Week Ending	Attended
City of Santa Fe	New Employee Orientation	Santa Fe	Day	4/7/2017	12
City of Santa Fe	Public Works	Santa Fe	Day	4/7/2017	3
NM Behavioral Health Institute	New Employee Orientation	Las Vegas	Day	4/7/2017	8
Sandoval County	Open Enrollment	Bernalillo	Day	4/7/2017	3
Administrative Office of the District Attorney	6th Judicial District Attorney	Silver City	Miller	4/7/2017	6
Department of Health	Public Health	Silver City	Miller	4/7/2017	7
Department of Public Safety	State Police	Silver City	Miller	4/7/2017	2
Department of Transportation		Cliff	Miller	4/7/2017	6
Human Services Department	Silver City	Cliff	Miller	4/7/2017	5
Administrative Office of the Courts	6th Judicial District Court	Silver City	Miller	4/7/2017	4
Department of Public Safety	State Police	Silver City	Miller	4/7/2017	2
General Services Department	New Employee Orientation	Santa Fe	Day	4/14/2017	2
Department of Transportation	New Employee Orientation	Santa Fe	Day	4/14/2017	6
Santa Fe County	New Employee Orientation	Santa Fe	Day	4/14/2017	8
Sandoval County	Open Enrollment	Bernalillo	Day	4/14/2017	3
Taxation and Revenue Department	New Employee Orientation	Santa Fe	Day	4/14/2017	5
City of Albuquerque	Retirement Seminar	Albuquerque	Puckett	4/14/2017	60
Bernalillo County	Commission Chambers	Albuquerque	Puckett	4/14/2017	3
PERA	Retirement Seminar	Albuquerque	Puckett	4/14/2017	6
Albuquerque Bernalillo County Water Utility Authority	South Plant	Albuquerque	Puckett	4/14/2017	3
Albuquerque Bernalillo County Water Utility Authority	Compass Bank	Albuquerque	Puckett	4/14/2017	3
Albuquerque Metropolitan Arroyo Flood Control Authority	Main Office	Albuquerque	Puckett	4/14/2017	14
City of Albuquerque	Fire Station 20	Albuquerque	Puckett	4/14/2017	6
City of Albuquerque	Fire Station 21	Albuquerque	Puckett	4/14/2017	6
City of Albuquerque	Fire Station 22	Albuquerque	Puckett	4/14/2017	5
City of Albuquerque	Fire Station 17	Albuquerque	Puckett	4/14/2017	4
City of Las Cruces	City Hall - AM	Las Cruces	Miller	4/14/2017	9
City of Las Cruces	City Hall - PM	Las Cruces	Miller	4/14/2017	5
Dona Ana County	Administration	Las Cruces	Miller	4/14/2017	9
Dona Ana County	Administration	Las Cruces	Miller	4/14/2017	5
North Central Solid Waste Authority	Transit Station	Alcalde	Day	4/21/2017	17
North Central Solid Waste Authority	Administration	Espanola	Day	4/21/2017	4
Santa Fe Community College		Santa Fe	Day	4/21/2017	3
Department of Corrections	St. Penitentiary Level V - AM	Santa Fe	Day	4/21/2017	7
Department of Corrections	St. Penitentiary Level IV - AM	Santa Fe	Day	4/21/2017	9
Department of Corrections	St. Penitentiary Level IV - PM	Santa Fe	Day	4/21/2017	7
Department of Corrections	St. Penitentiary Level V - PM	Santa Fe	Day	4/21/2017	4
Bernalillo County	North Sheriff Substation	Albuquerque	Puckett	4/21/2017	3
Department of Health		Albuquerque	Puckett	4/21/2017	9
City of Albuquerque	Fire Station 22	Albuquerque	Puckett	4/21/2017	6
Central NM Community College	Main Campus	Albuquerque	Puckett	4/21/2017	3
Otero County	Courthouse	Alamogordo	Miller	4/21/2017	7
Santa Fe County	New Employee Orientation	Santa Fe	Day	4/28/2017	13
NM Behavioral Health Institute	New Employee Orientation	Las Vegas	Day	4/28/2017	6
Bernalillo County	North Sheriff Substation	Albuquerque	Puckett	4/28/2017	3
Department of Health		Albuquerque	Puckett	4/28/2017	9
City of Albuquerque	Fire Station 22	Albuquerque	Puckett	4/28/2017	6
Central NM Community College	Main campus	Albuquerque	Puckett	4/28/2017	3
City of Las Cruces	Utilities	Las Cruces	Miller	4/28/2017	9
Children Youth and Families Department		Deming	Miller	4/28/2017	8
Department of Public Safety	State Police	Deming	Miller	4/28/2017	4
Department of Public Safety	State Police	Socorro	Miller	4/28/2017	5
City of Santa Fe	New Employee Orientation	Santa Fe	Day	5/5/2017	24
Department of Transportation	AM	Santa Fe	Day	5/5/2017	7
Department of Transportation	PM	Santa Fe	Day	5/5/2017	5
General Services Department	AM	Santa Fe	Day	5/5/2017	3
General Services Department	PM	Santa Fe	Day	5/5/2017	6
Department of Public Safety	Law Enforcement Academy	Santa Fe	Day	5/5/2017	52
City of Santa Fe	Fire Training Center	Santa Fe	Day	5/5/2017	2
Sandoval County	Open Enrollment	Bernalillo	Puckett	5/5/2017	35
Bernalillo County	Building Maintenance	Albuquerque	Puckett	5/5/2017	4
City of Albuquerque	Fire Station 9	Albuquerque	Puckett	5/5/2017	3
City of Albuquerque	Fire Station 16	Albuquerque	Puckett	5/5/2017	4
Village of Los Ranchos de Albuquerque	Open Enrollment	Los Ranchos de Albuquerque	Puckett	5/5/2017	4
Bernalillo County	Fire Station 43	Albuquerque	Puckett	5/5/2017	5

Department of Transportation	AM	Roswell	Miller	5/5/2017	18
Department of Transportation	PM	Roswell	Miller	5/5/2017	3
Chaves County	Administration	Roswell	Miller	5/5/2017	12
Chaves County	Detention - AM	Roswell	Miller	5/5/2017	20
Chaves County	Detention - PM	Roswell	Miller	5/5/2017	12
Chaves County	Roads	Roswell	Miller	5/5/2017	30
Office of the Public Defender	5th Judicial District Public Defender	Roswell	Miller	5/5/2017	2
Department of Transportation	New Employee Orientation	Santa Fe	Day	5/12/2017	2
Santa Fe County	New Employee Orientation	Santa Fe	Day	5/12/2017	3
City of Santa Fe	Fire Station 7	Santa Fe	Day	5/12/2017	7
City of Santa Fe	Fire Station 3	Santa Fe	Day	5/12/2017	3
City of Santa Fe	Fire Station 6	Santa Fe	Day	5/12/2017	3
City of Santa Fe	Fire Station 8	Santa Fe	Day	5/12/2017	2
City of Gallup	Fire Department	Gallup	Puckett	5/12/2017	12
City of Gallup	Police	Gallup	Puckett	5/12/2017	13
City of Gallup	Public Works	Gallup	Puckett	5/12/2017	12
City of Gallup	City Hall	Gallup	Puckett	5/12/2017	20
PERA	Retirement Seminar	Albuquerque	Puckett	5/12/2017	3
Taxation and Revenue Department		Albuquerque	Puckett	5/12/2017	14
Albuquerque Bernalillo County Water Utility Authority	Reclamation	Albuquerque	Puckett	5/12/2017	45
Administrative Office of the Courts	3rd Judicial District Court	Las Cruces	Miller	5/12/2017	6
Dona Ana County	Sheriff	Las Cruces	Miller	5/12/2017	3
Department of Health		Santa Fe	Day	5/19/2017	10
City of Espanola	Dispatch	Espanola	Day	5/19/2017	3
Department of Indian Affairs		Santa Fe	Day	5/19/2017	8
Department of Corrections	St. Penitentiary South - AM	Santa Fe	Day	5/19/2017	6
Department of Corrections	St. Penitentiary North - AM	Santa Fe	Day	5/19/2017	6
Department of Corrections	St. Penitentiary North - PM	Santa Fe	Day	5/19/2017	6
Department of Corrections	St. Penitentiary South - PM	Santa Fe	Day	5/19/2017	3
Albuquerque Bernalillo County Water Utility Authority	Compost	Albuquerque	Puckett	5/19/2017	5
City of Albuquerque	Open Enrollment - Daytona	Albuquerque	Puckett	5/19/2017	22
Bernalillo County	Open Enrollment - Metropolitan Detention Center	Albuquerque	Puckett	5/19/2017	32
Bernalillo County	Open Enrollment - Youth Services	Albuquerque	Puckett	5/19/2017	8
City of Albuquerque	Open Enrollment - Aviation	Albuquerque	Puckett	5/19/2017	16
Bernalillo County	Open Enrollment - Metropolitan Detention Center	Albuquerque	Puckett	5/19/2017	32
Albuquerque Bernalillo County Water Utility Authority	Open Enrollment - Reclamation	Albuquerque	Puckett	5/19/2017	20
City of Albuquerque	Open Enrollment - Convention Center	Albuquerque	Puckett	5/19/2017	165
Albuquerque Bernalillo County Water Utility Authority	Open Enrollment - Convention Center	Albuquerque	Puckett	5/19/2017	60
City of Albuquerque	Open Enrollment - Pino Yard	Albuquerque	Puckett	5/19/2017	35
Bernalillo County	Open Enrollment - Union Station	Albuquerque	Puckett	5/19/2017	15
City of Albuquerque	Open Enrollment - Pino Yard	Albuquerque	Puckett	5/19/2017	10
City of Albuquerque	Open Enrollment - Solid Waste	Albuquerque	Puckett	5/19/2017	45
Bernalillo County	Open Enrollment - Public Works	Albuquerque	Puckett	5/19/2017	25
Otero County	Open Enrollment - Roads	Alamogordo	Miller	5/19/2017	25
Otero County	Open Enrollment - Administration	Alamogordo	Miller	5/19/2017	3
Otero County	Open Enrollment - Sheriff	Alamogordo	Miller	5/19/2017	9
Otero County	Open Enrollment - Dispatch	Alamogordo	Miller	5/19/2017	4
Dona Ana County	Open Enrollment	Las Cruces	Miller	5/19/2017	80
Dona Ana County	Open Enrollment	Las Cruces	Miller	5/19/2017	30
Department of Corrections	Southern NM Correctional Facility - A Shift	Las Cruces	Miller	5/19/2017	25
Department of Corrections	Southern NM Correctional Facility - B Shift	Las Cruces	Miller	5/19/2017	8
Department of Corrections	Southern NM Correctional Facility - C Shift	Las Cruces	Miller	5/19/2017	20
Santa Fe County	New Employee Orientation	Santa Fe	Day	5/26/2017	6
NM Behavioral Health Institute	New Employee Orientation	Las Vegas	Day	5/26/2017	15
NM Behavioral Health Institute	Staff Development	Las Vegas	Day	5/26/2017	3
Administrative Office of the Courts	1st Judicial District Court	Santa Fe	Day	5/26/2017	3
City of Santa Fe	Fire Station 3	Santa Fe	Day	5/26/2017	3
Bernalillo County	Fire Station 31	Albuquerque	Puckett	5/26/2017	6
City of Albuquerque	Open Enrollment - Transit	Albuquerque	Puckett	5/26/2017	15
City of Albuquerque	Open Enrollment - Pino Yard	Albuquerque	Puckett	5/26/2017	50
Albuquerque Bernalillo County Water Utility Authority	Open Enrollment - Pino Yard	Albuquerque	Puckett	5/26/2017	15
Albuquerque Bernalillo County Water Utility Authority	Reclamation	Albuquerque	Puckett	5/26/2017	3
City of Albuquerque	Fire Station 20	Albuquerque	Puckett	5/26/2017	5
Bernalillo County	Open Enrollment - Union Station	Albuquerque	Puckett	5/26/2017	9
Sandoval County	Open Enrollment - Detention	Albuquerque	Puckett	5/26/2017	8
Sandoval County	Open Enrollment	Cuba	Puckett	5/26/2017	5
Bernalillo County	Open Enrollment - Public Works	Albuquerque	Puckett	5/26/2017	15
City of Albuquerque	Open Enrollment - Transit	Albuquerque	Puckett	5/26/2017	15
Department of Transportation		Mayhill	Miller	5/26/2017	5
Children Youth and Families Department	Juvenile Probation	Roswell	Miller	5/26/2017	6
Taxation and Revenue Department		Roswell	Miller	5/26/2017	4
Children Youth and Families Department	Protective Services	Roswell	Miller	5/26/2017	16
Department of Corrections	Probation and Parole	Roswell	Miller	5/26/2017	9
Office of the State Engineer		Roswell	Miller	5/26/2017	13

Department of Health	Developmental Disabilities	Roswell	Miller	5/26/2017	11
Department of Corrections	Roswell Correctional Center	Roswell	Miller	5/26/2017	3
Chaves County	New Employee Orientation	Roswell	Miller	5/26/2017	2
Department of Health	Public Health	Roswell	Miller	5/26/2017	6
Human Services Department	Sunset	Roswell	Miller	5/26/2017	4
Human Services Department	Community Economic Development	Roswell	Miller	5/26/2017	10
Department of Public Safety	State Police	Roswell	Miller	5/26/2017	3
Environment Department		Roswell	Miller	5/26/2017	3
Division of Vocational Rehab		Roswell	Miller	5/26/2017	6
Santa Fe County	Fire Station 8	Santa Fe	Day	6/2/2017	6
Santa Fe County	Fire Station 3	Santa Fe	Day	6/2/2017	2
Santa Fe County	Fire Station 4	Santa Fe	Day	6/2/2017	2
Santa Fe County	Fire Prevention	Santa Fe	Day	6/2/2017	2
State Land Office	Walk Around the Block	Santa Fe	Day	6/2/2017	8
Office of State Engineer	Walk Around the Block	Santa Fe	Day	6/2/2017	12
Public Education Department	Walk Around the Block	Santa Fe	Day	6/2/2017	22
Department of Finance and Administration	Walk Around the Block	Santa Fe	Day	6/2/2017	11
Department of Cultural Affairs	Walk Around the Block	Santa Fe	Day	6/2/2017	8
Department of Veteran's Services	Walk Around the Block	Santa Fe	Day	6/2/2017	7
Bernalillo County	Open Enrollment - Metropolitan Detention Center	Albuquerque	Puckett	6/2/2017	40
Bernalillo County	Open Enrollment - Youth Services	Albuquerque	Puckett	6/2/2017	5
City of Albuquerque	Open Enrollment - Solid Waste	Albuquerque	Puckett	6/2/2017	30
Bernalillo County	Open Enrollment - Metropolitan Detention Center	Albuquerque	Puckett	6/2/2017	45
Bernalillo County	Public Works	Albuquerque	Puckett	6/2/2017	3
City of Albuquerque	Open Enrollment - Aviation	Albuquerque	Puckett	6/2/2017	14
Guadalupe CO	Council Chambers	Albuquerque	Puckett	6/2/2017	8
City of Albuquerque	Open Enrollment - City Hall	Albuquerque	Puckett	6/2/2017	10
Department of Transportation		Tatum	Miller	6/2/2017	5
Department of Corrections	Probation and Parole	Hobbs	Miller	6/2/2017	6
Department of Transportation		Jal	Miller	6/2/2017	9
City of Hobbs	Administration - AM	Hobbs	Miller	6/2/2017	12
City of Hobbs	Administration - PM	Hobbs	Miller	6/2/2017	3
Children Youth and Families Department	Protective Services	Hobbs	Miller	6/2/2017	3
Children Youth and Families Department	Juvenile Probation	Hobbs	Miller	6/2/2017	5
Department of Public Safety	State Police	Hobbs	Miller	6/2/2017	6
Energy Minerals and Natural Resources Department	Oil and Water Conservation	Hobbs	Miller	6/2/2017	4
Department of Health	Public Health	Hobbs	Miller	6/2/2017	3
Human Services Department		Hobbs	Miller	6/2/2017	10
Department of Transportation	New Employee Orientation	Santa Fe	Day	6/9/2017	2
Santa Fe County	New Employee Orientation	Santa Fe	Day	6/9/2017	15
City of Santa Fe	New Employee Orientation	Santa Fe	Day	6/9/2017	20
Economic Development Department	AM	Santa Fe	Day	6/9/2017	5
Economic Development Department	PM	Santa Fe	Day	6/9/2017	3
Children Youth and Families Department	AM	Espanola	Day	6/9/2017	9
Children Youth and Families Department	PM	Espanola	Day	6/9/2017	6
Taxation and Revenue Department	New Employee Orientation	Santa Fe	Day	6/9/2017	3
Division of Vocational Rehabilitation		Albuquerque	Puckett	6/9/2017	20
Bernalillo County		Albuquerque	Puckett	6/9/2017	4
Central NM Community College	Main Campus	Albuquerque	Puckett	6/9/2017	40
Central NM Community College	Rio Rancho Campus	Albuquerque	Puckett	6/9/2017	35
Bernalillo County	Fire Union	Albuquerque	Puckett	6/9/2017	3
Taxation and Revenue Department		Albuquerque	Puckett	6/9/2017	12
Energy Minerals and Natural Resources Department	Living Desert State Park	Carlsbad	Miller	6/9/2017	5
Children Youth and Families Department		Carlsbad	Miller	6/9/2017	6
Department of Public Safety		Carlsbad	Miller	6/9/2017	8
Human Services Department		Carlsbad	Miller	6/9/2017	8
Children Youth and Families Department		Carlsbad	Miller	6/9/2017	2
Department of Public Safety	Port of Entry	Carlsbad	Miller	6/9/2017	2
Administrative Office of the Courts	Magistrate Court	Hobbs	Miller	6/9/2017	6
Administrative Office of the District Attorney	5th Judicial District Attorney - District Meeting	Hobbs	Miller	6/9/2017	55
City of Bloomfield	City Hall	Bloomfield	Day	6/16/2017	2
City of Bloomfield	Operations Center	Bloomfield	Day	6/16/2017	3
City of Bloomfield	Cultural Center	Bloomfield	Day	6/16/2017	3
City of Bloomfield	Police - AM	Bloomfield	Day	6/16/2017	4
City of Bloomfield	Police - PM	Bloomfield	Day	6/16/2017	2
Department of Health		Santa Fe	Day	6/16/2017	3
City of Albuquerque	Retirement Seminar	Albuquerque	Puckett	6/16/2017	55
City of Albuquerque	Community Services	Albuquerque	Puckett	6/16/2017	4
PERA	Retirement Seminar	Albuquerque	Puckett	6/16/2017	3
Bernalillo County	Housing	Albuquerque	Puckett	6/16/2017	6
Department of Corrections	Probation and Parole	Las Cruces	Miller	6/16/2017	8
City of Las Cruces	Transit	Las Cruces	Miller	6/16/2017	5
City of Las Cruces	Financial Wellness Fair	Las Cruces	Miller	6/16/2017	10
City of Las Cruces	City Hall	Las Cruces	Miller	6/16/2017	6

City of Las Cruces	Fleet Department	Las Cruces	Miller	6/16/2017	6
Department of Transportation		Hondo	Miller	6/16/2017	3
Department of Transportation		Carrizozo	Miller	6/16/2017	3
Department of Transportation		Alamogordo	Miller	6/16/2017	3
Santa Fe County	New Employee Orientation	Santa Fe	Day	6/23/2017	12
NM Behavioral Health Institute	New Employee Orientation	Las Vegas	Day	6/23/2017	28
Taxation and Revenue Department	AM	Santa Fe	Day	6/23/2017	4
Taxation and Revenue Department	PM	Santa Fe	Day	6/23/2017	13
Department of Corrections	AM	Santa Fe	Day	6/23/2017	4
Department of Corrections	PM	Santa Fe	Day	6/23/2017	4
Central NM Community College	Human Resources	Albuquerque	Puckett	6/23/2017	4
Bernalillo County	Housing	Albuquerque	Puckett	6/23/2017	4
Children Youth and Families Department		Albuquerque	Puckett	6/23/2017	3
City of Roswell	Fire - A Shift	Roswell	Miller	6/23/2017	10
City of Roswell	City Hall	Roswell	Miller	6/23/2017	2
City of Roswell	Police - A Shift	Roswell	Miller	6/23/2017	12
City of Roswell	Parks and Recreation	Roswell	Miller	6/23/2017	5
City of Roswell	Police - B Shift	Roswell	Miller	6/23/2017	8
City of Roswell	Fire - B Shift	Roswell	Miller	6/23/2017	7
City of Roswell	Cemetery	Roswell	Miller	6/23/2017	4
City of Roswell	Public Works	Roswell	Miller	6/23/2017	5
Eastern Regional Housing Authority		Roswell	Miller	6/23/2017	8
City of Roswell	Police - C Shift	Roswell	Miller	6/23/2017	10
NM Rehabilitation Center		Roswell	Miller	6/23/2017	5
City of Roswell	Police - C Shift	Roswell	Miller	6/23/2017	6
City of Roswell	Municipal Court	Roswell	Miller	6/23/2017	8
City of Roswell	Fire - C Shift	Roswell	Miller	6/23/2017	6
City of Roswell	Landfill	Roswell	Miller	6/23/2017	3
City of Farmington	Parks and Recreation	Farmington	Day	6/30/2017	6
City of Farmington	Municipal Operations Center	Farmington	Day	6/30/2017	4
City of Farmington	West Annex	Farmington	Day	6/30/2017	3
City of Farmington	City Hall	Farmington	Day	6/30/2017	9
City of Farmington	East Annex	Farmington	Day	6/30/2017	5
City of Farmington	Fire Station 4	Farmington	Day	6/30/2017	3
City of Farmington	Fire Station 1	Farmington	Day	6/30/2017	2
City of Farmington	Fire Station 2	Farmington	Day	6/30/2017	7
Human Services Department	Income Support - Cutler	Albuquerque	Puckett	6/30/2017	4
Human Services Department	Income Support - Adams	Albuquerque	Puckett	6/30/2017	3
Human Services Department	Income Support - Lamberton	Albuquerque	Puckett	6/30/2017	3
Children Youth and Families Department		Albuquerque	Puckett	6/30/2017	25
Department of Health	Turquoise Lodge	Albuquerque	Puckett	6/30/2017	8
Bernalillo County	Sheriff	Albuquerque	Puckett	6/30/2017	5
Bernalillo County	Accounting	Albuquerque	Puckett	6/30/2017	4
Bernalillo County	Sheriff	Albuquerque	Puckett	6/30/2017	3
City of Roswell	Library	Roswell	Miller	6/30/2017	3
City of Roswell	Museum	Roswell	Miller	6/30/2017	5
City of Roswell	Streets	Roswell	Miller	6/30/2017	6
City of Roswell	Airport	Roswell	Miller	6/30/2017	10
Children Youth and Families Department		Roswell	Miller	6/30/2017	2
City of Roswell	Dispatch - Day	Roswell	Miller	6/30/2017	4
City of Roswell	Dispatch - Evening	Roswell	Miller	6/30/2017	3
City of Roswell	Wastewater	Roswell	Miller	6/30/2017	9
City of Roswell	Central Water	Roswell	Miller	6/30/2017	7
City of Roswell	Dispatch-Day	Roswell	Miller	6/30/2017	3
Taxation and Revenue Department	Motor Vehicle Department	Roswell	Miller	6/30/2017	3

Payout Activity

Payout Activity Summary

- Termination Requests Received by the local Santa Fe office due to Retirement or other Separation from Service.

3Q16	# of Payouts	4Q16	# of Payouts	1Q17	# of Payouts	2Q17	# of Payouts
July	273	October	228	January	299	April	235
August	278	November	276	February	279	May	274
September	325	December	285	March	341	June	330
Total	**876**	**Total**	**789**	**Total**	**919**	**Total**	**839**

Unforeseeable Withdrawal Activity

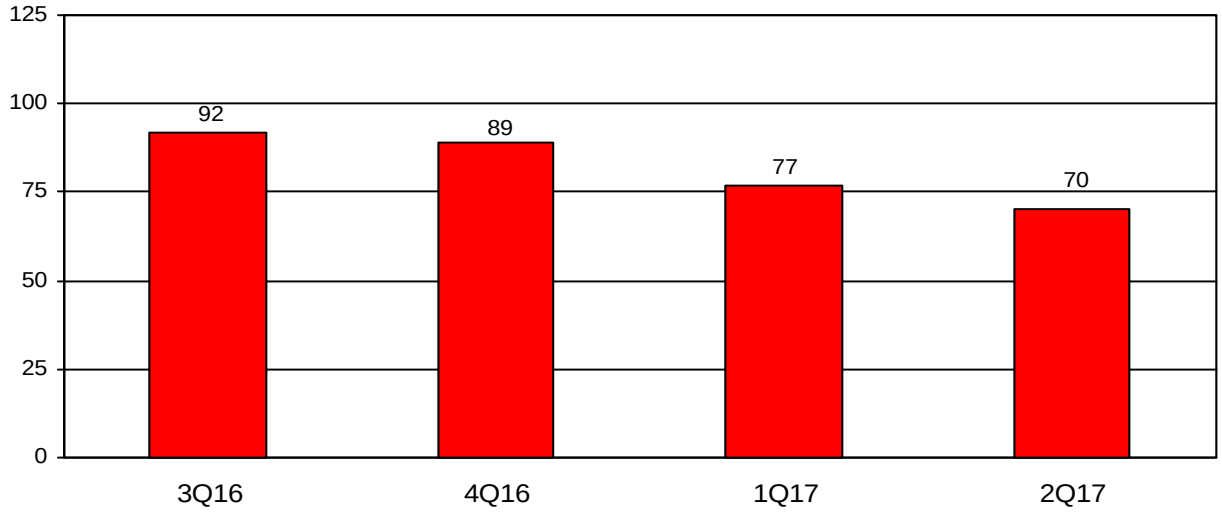

	3Q16	4Q16	1Q17	2Q17
New Requests	92	89	77	70

The unforeseeable withdrawal amount approved for 2Q17 is $131,637.29

Payout Activity

Lump Sum/Non-Systematic Withdrawal Activity

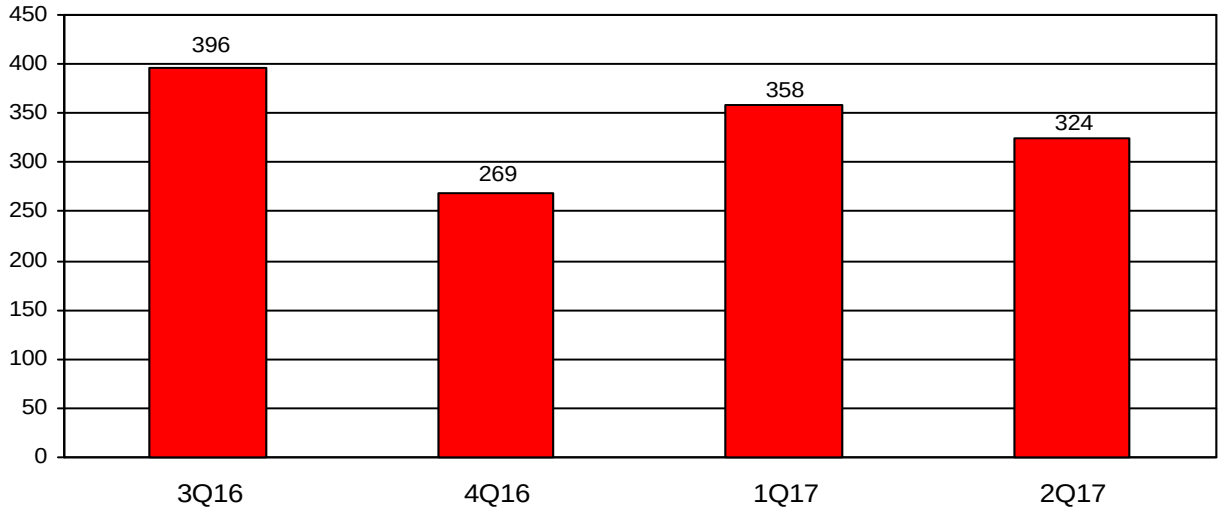

	3Q16	4Q16	1Q17	2Q17
New Requests	396	269	358	324

The lump sum/non-systematic withdrawal amount approved for 2Q17 is $2,740,471.08.

Payout Activity (continued)

Systematic Withdrawal Distribution - Total Dollar Amounts

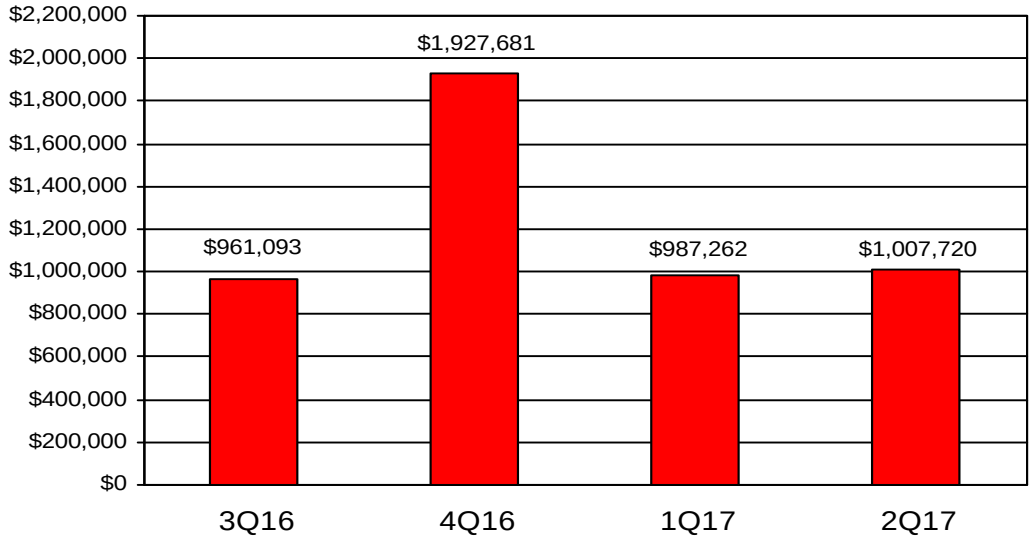

	3Q16	4Q16	1Q17	2Q17
Total Amount Distributed to Participants	$961,093	$1,927,681	$987,262	$1,007,720

Systematic Withdrawal Distribution - Total Participants

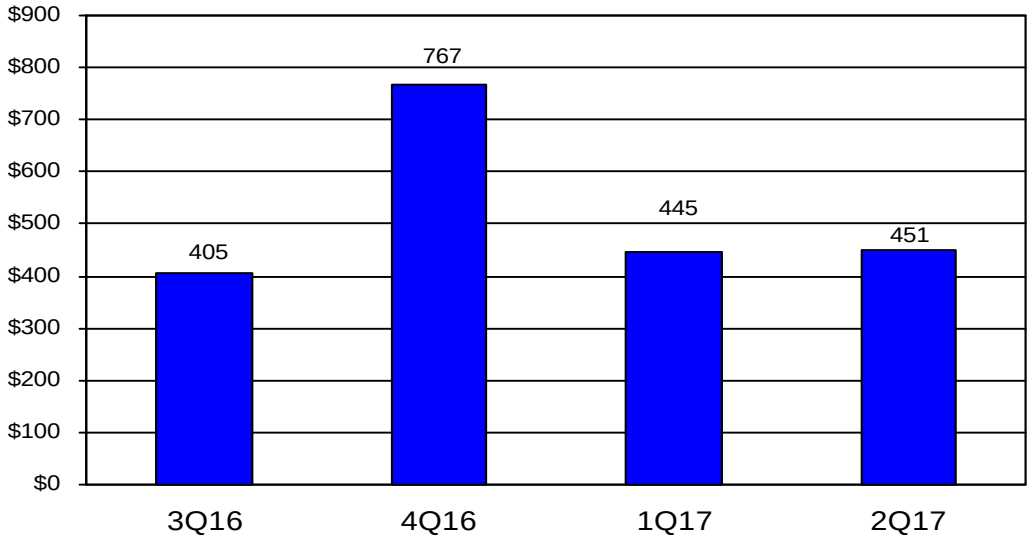

	3Q16	4Q16	1Q17	2Q17
Systematic Withdrawal	405	767	445	451

Payout Activity (continued)

Rollovers In - Total Dollar Amounts

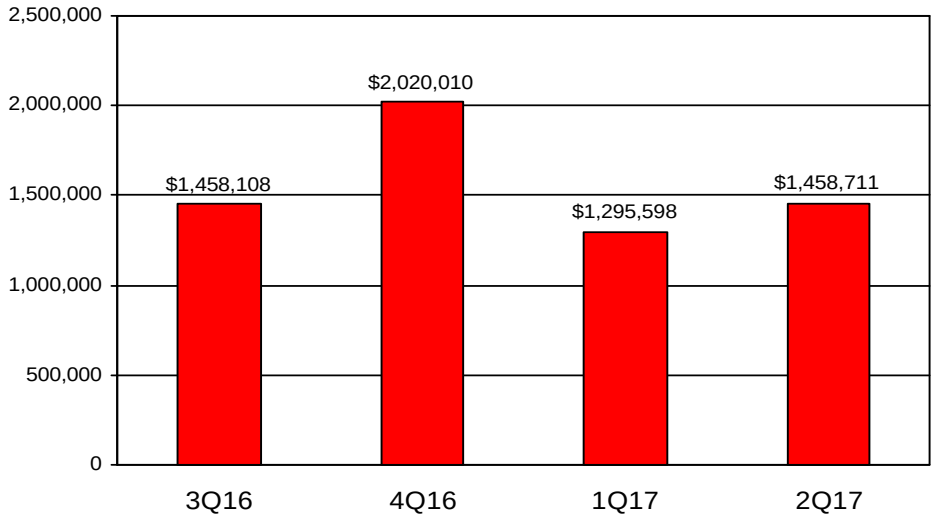

	3Q16	4Q16	1Q17	2Q17
Total Amount of Incoming	$1,458,108	$2,020,010	$1,295,598	$1,458,711

Rollovers In - Total Participants

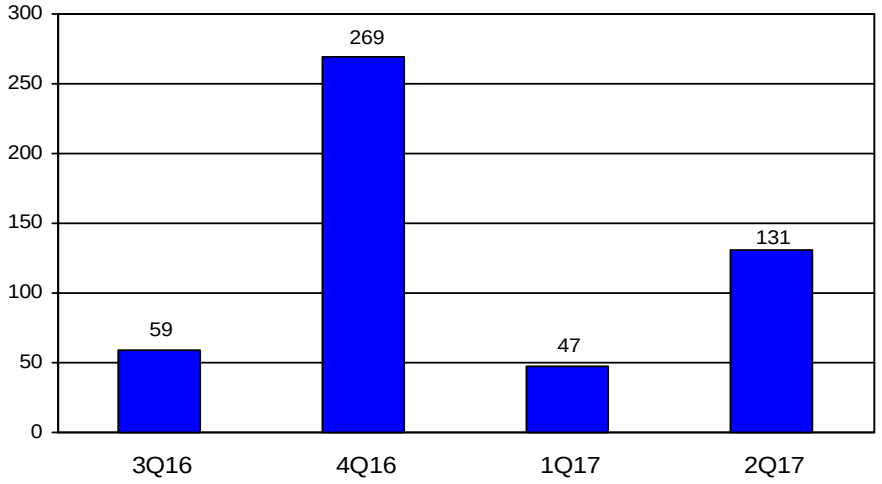

	3Q16	4Q16	1Q17	2Q17
Total Number of Incoming	59	269	47	131

Payout Activity (continued)

Rollovers Out - Total Dollar Amounts

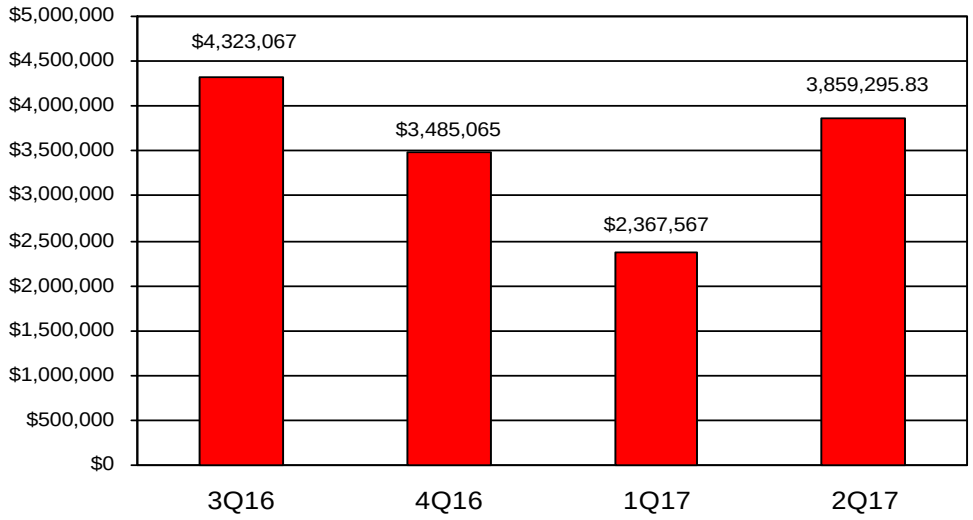

	3Q16	4Q16	1Q17	2Q17
Total Amount Distributed to Outgoing Rollovers	$4,323,067	$3,485,065	$2,367,567	$3,859,296

Rollovers Out - Total Participants

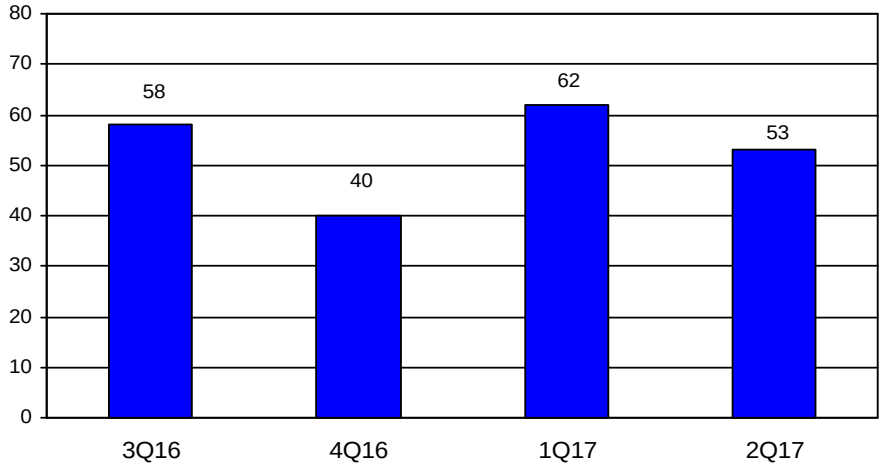

	3Q16	4Q16	1Q17	2Q17
Total Number of Participants with Outgoing Rollovers	58	40	62	53

Payout Activity (continued)

All Loans - Total Dollar Amounts

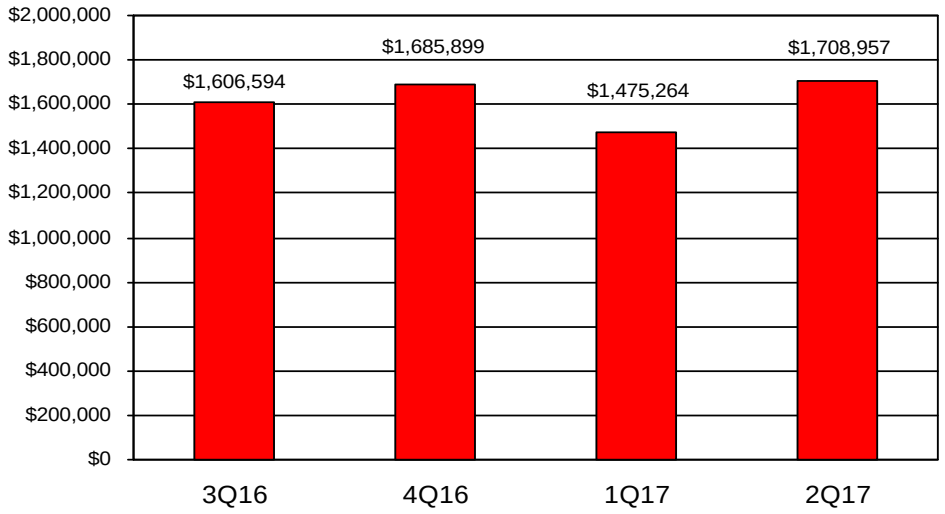

	3Q16	4Q16	1Q17	2Q17
Total Amount Distributed due to Loans	$1,606,594	$1,685,899	$1,475,264	$1,708,957

All Loans - Total Participants

Total Participants With Outstanding Loans = 2,237

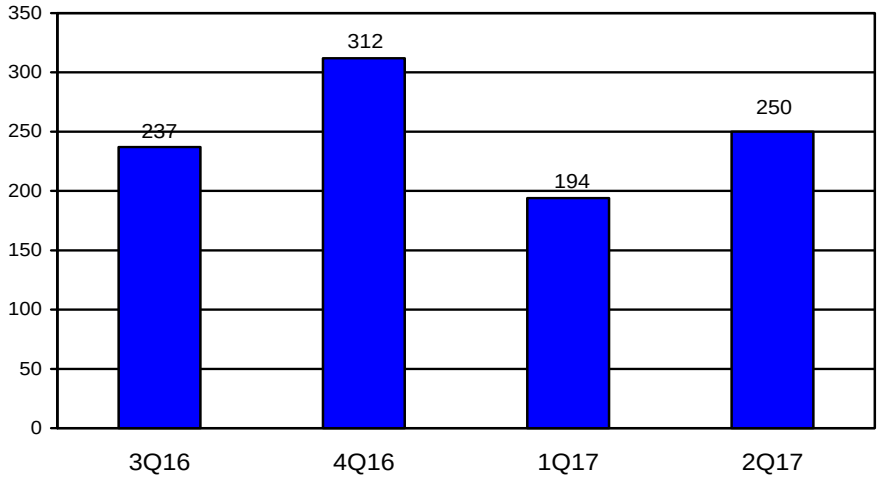

	3Q16	4Q16	1Q17	2Q17
Total Number of Participants who Received Loans	237	312	194	250

Payout Activity (continued)

All Loans - Total Amount of Default Loans

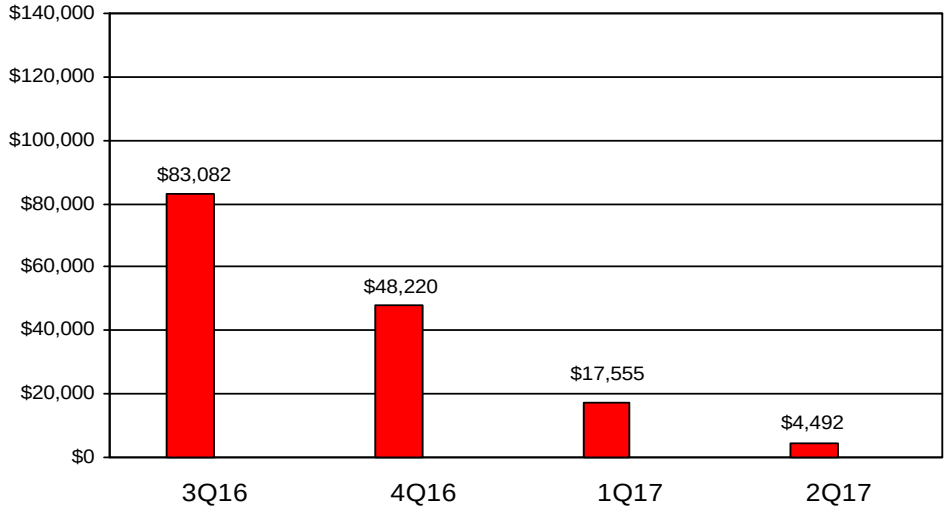

	3Q16	4Q16	1Q17	2Q17
Total Amount of Default Loans	$83,082	$48,220	$17,555	$4,492

All Loans - Total Number of Default Loans

Total Participants With Defaulted Loans = 972

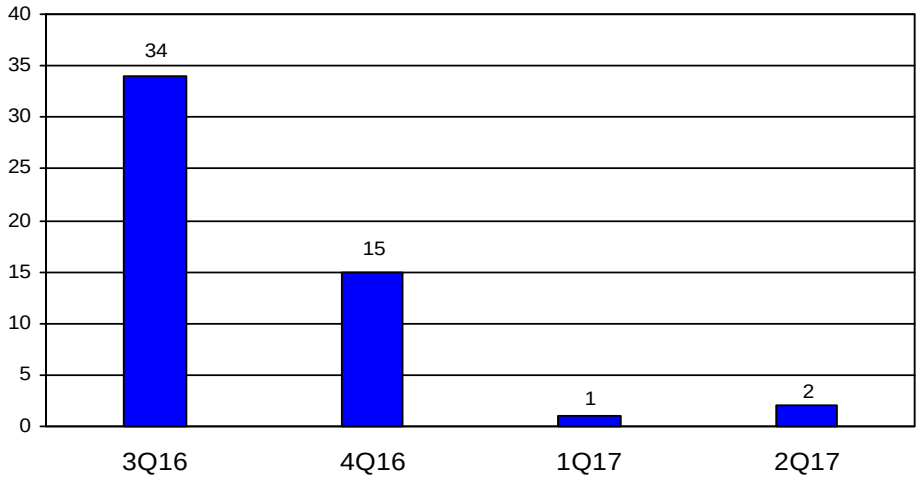

	3Q16	4Q16	1Q17	2Q17
Total Number of Default Loans	34	15	1	2

Payout Activity (continued)

General Purpose Loans - Total Dollar Amounts

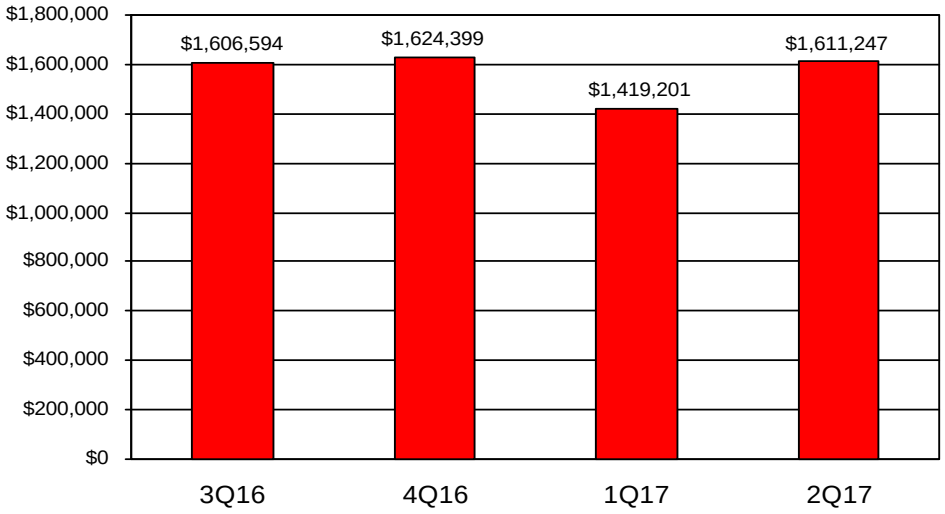

	3Q16	4Q16	1Q17	2Q17
Total Amount Distributed due to General Purpose Loans	$1,606,594	$1,624,399	$1,419,201	$1,611,247

General Purpose Loans - Total Participants

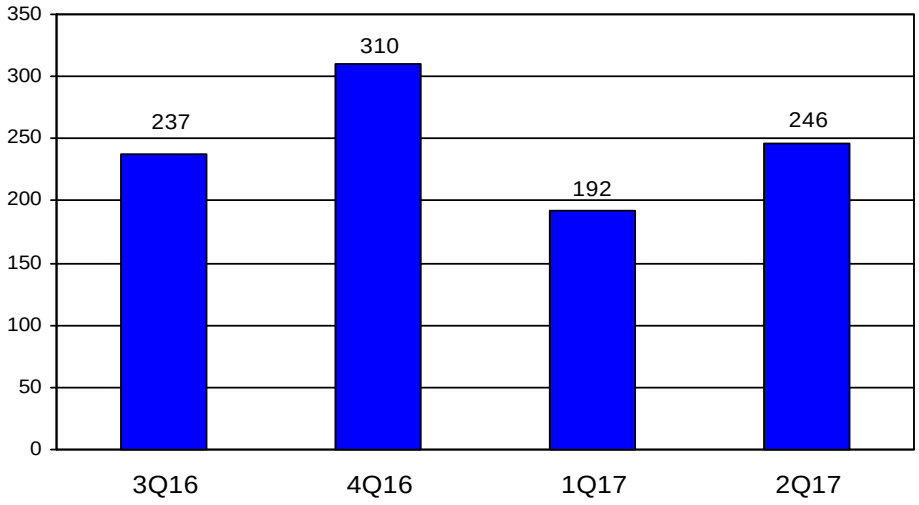

	3Q16	4Q16	1Q17	2Q17
Total Number of Participants who received General Purpose Loans	237	310	192	246

Payout Activity (continued)

Residential Purchase Loans - Total Dollar Amounts

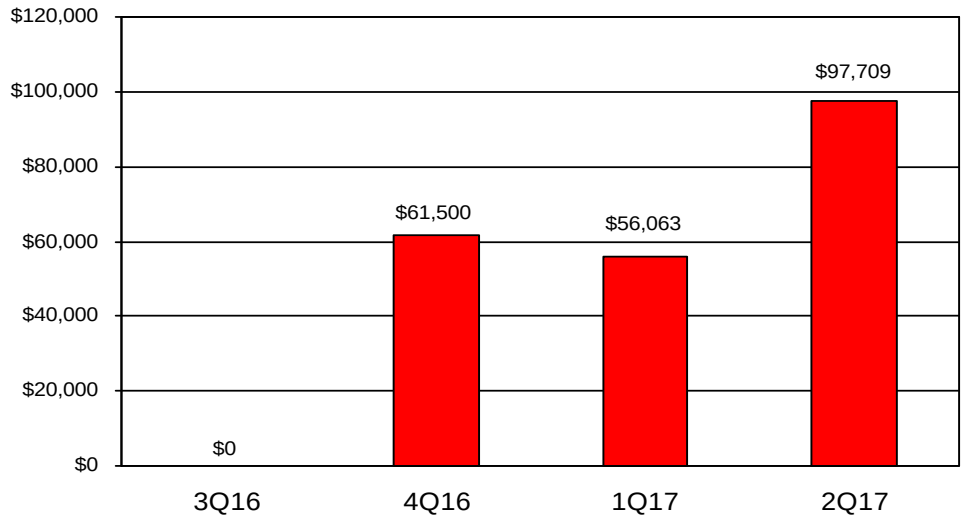

	3Q16	4Q16	1Q17	2Q17
Total Amount Distributed due to Residential Purchase Loans	$0	$61,500	$56,063	$97,709

Residential Purchase Loans - Total Participants

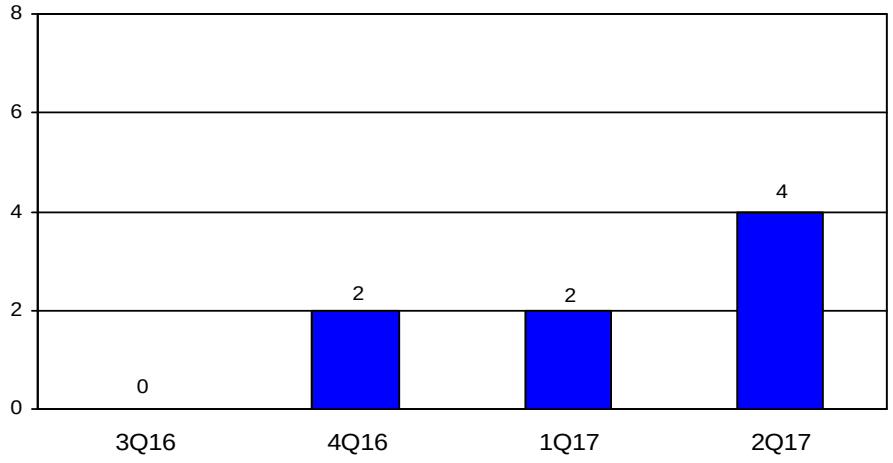

	3Q16	4Q16	1Q17	2Q17
Total Number of Participants who received Residential Purchase Loans	0	2	2	4

Payout Activity (continued)

Self Directed Brokerage Options - Total Dollar Amounts

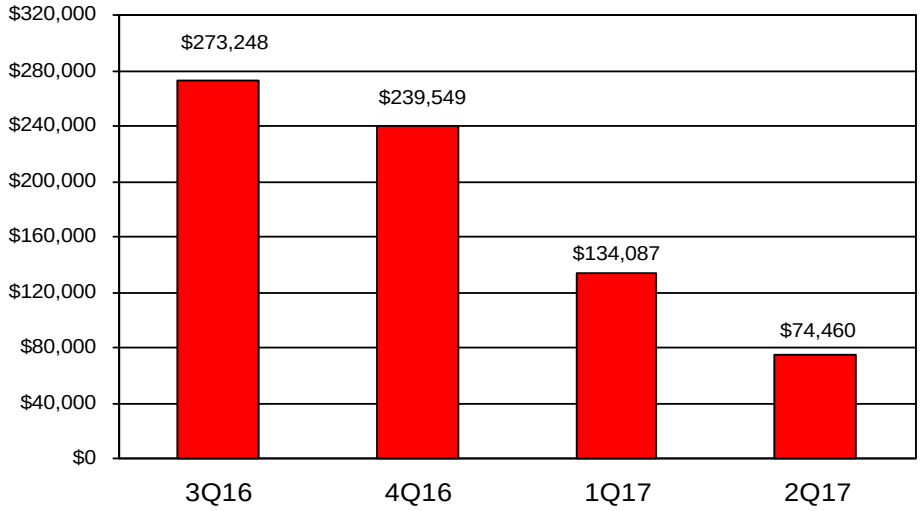

	3Q16	4Q16	1Q17	2Q17
Total Amount Distributed due to Self Directed Brokerage Options	$273,248	$239,549	$134,087	$74,460

Self Directed Brokerage Options - Total Participants

Total Participants With Schwab Account = 53

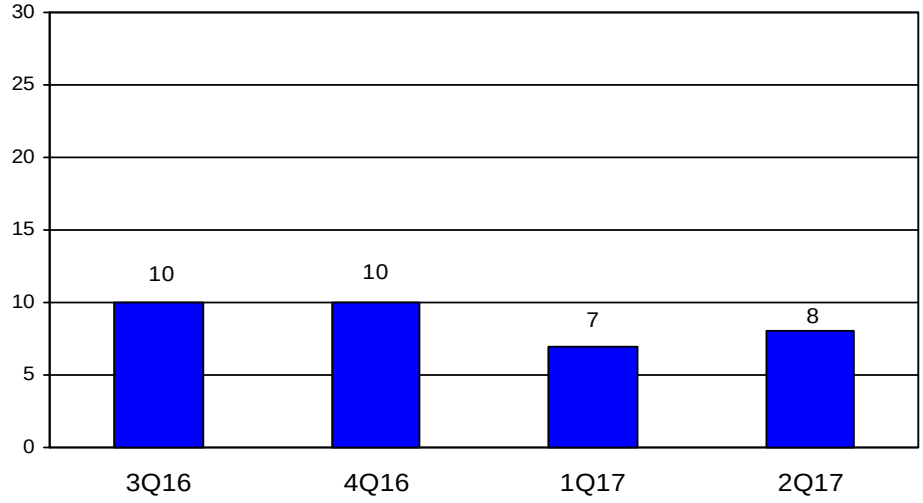

	3Q16	4Q16	1Q17	2Q17
Total Number of Participants who moved funds into the Self Directed Brokerage Option	10	10	7	8

Participant Services

Participant Services Utilization - Participant Statements

-2Q17 Statements were mailed on July 24th and July 25th, 2017.

Participant Services Utilization - VRU

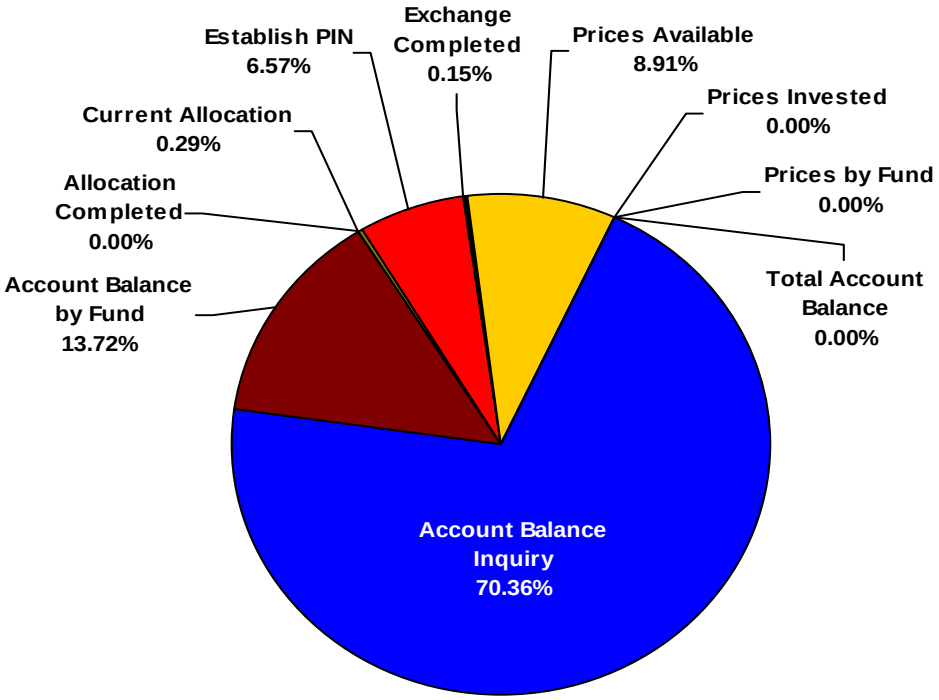

Activity	2Q17 Total	%
Account Balance Inquiry	482	70.36%
Account Balance by Fund	94	13.72%
Allocation Completed	0	0.00%
Current Allocation	2	0.29%
Establish Pin	45	6.57%
Exchange Completed	1	0.15%
Prices Available*	61	8.91%
Prices Invested**	0	0.00%
Prices by Fund	0	0.00%
Total Account Balance	0	0.00%

*Prices Available are the share prices for all investment options offered under the plan.

**Prices Invested are the share prices for those investment options that a participant is invested in.

Participant Services (continued)

Participant Services Utilization - Internet

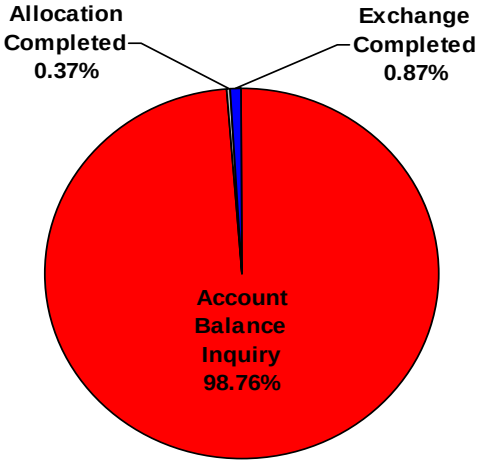

Activity	2Q17 Total	%
Account Balance Inquiry	33,536	98.76%
Allocation Completed	125	0.37%
Exchange Completed	297	0.87%

Participant Services Utilization - Morningstar Online*

Month	3Q16 Totals	Month	4Q16 Totals	Month	1Q17 Totals	Month	2Q17 Totals
July	0	October	0	January	0	April	0
August	0	November	0	February	0	May	0
September	0	December	0	March	0	June	0
Qtrly Total	**0**	**Qtrly Total**	**0**	**Qtrly Total**	**0**	**Qtrly Total**	**0**

* Reflects total Guidance and Advice log-ins per quarter, not new accounts.

Participant Services (continued)

Participant Services Utilization - Customer Service

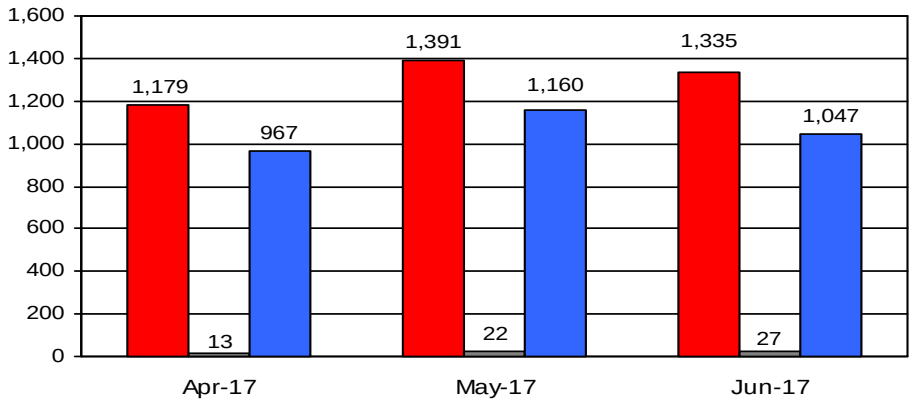

	April 2017	May 2017	June 2017
Calls Received	1,179	1,391	1,335
Calls Abandoned	13	22	27
Calls Answered in 20 Seconds	967	1,160	1,047
% in 20 Seconds	82.02%	83.39%	78.43%
Average Speed of Answer in Seconds	00:17	00:16	00:22

Participant Services Utilization - Spanish Customer Service

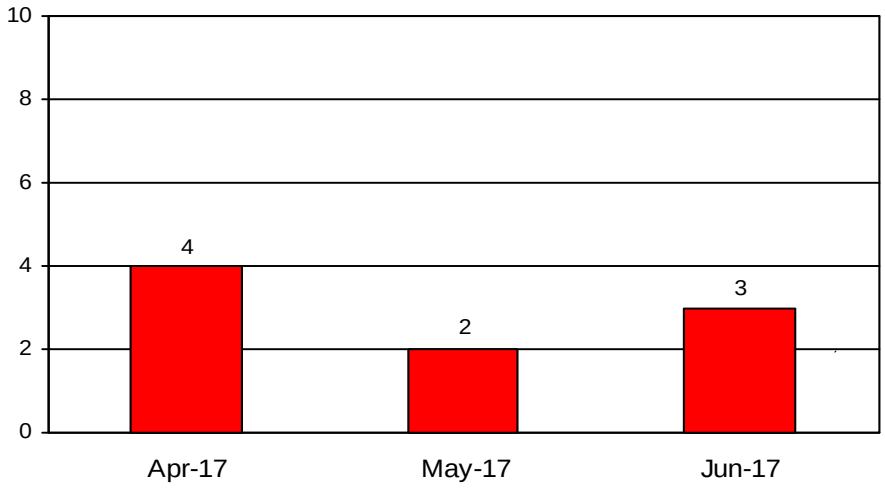

	April 2017	May 2017	June 2017
Calls Received	4	2	3

Participation Statistics

Average Participant Account Balance by Age Group

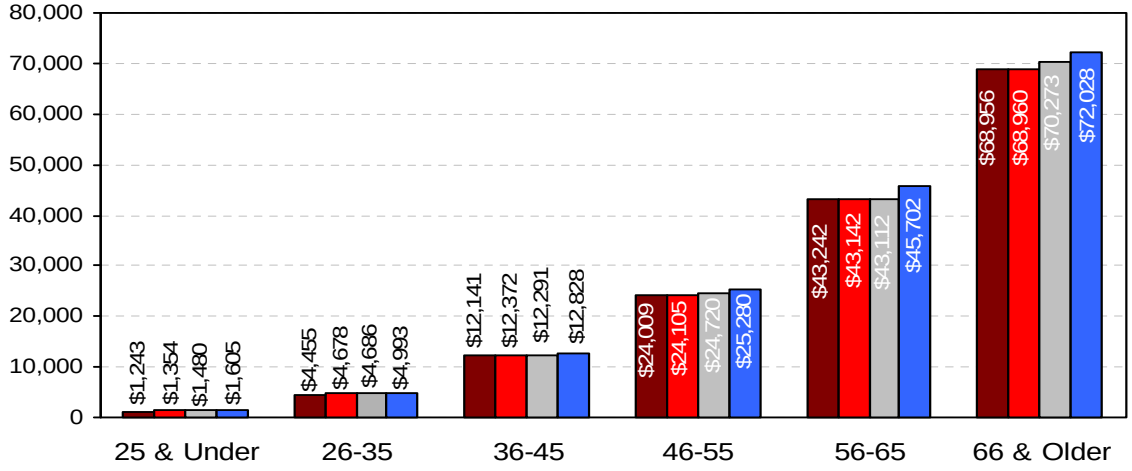

Age Group	3Q16	4Q16	1Q17	2Q17
25 & Under	$1,243	$1,354	$1,480	$1,605
26-35	$4,455	$4,678	$4,686	$4,993
36-45	$12,141	$12,372	$12,291	$12,828
46-55	$24,009	$24,105	$24,720	$25,280
56-65	$43,242	$43,142	$43,112	$45,702
66 & Older	$68,956	$68,960	$70,273	$72,028

Participants with a Balance by Age Group

The average account balance per participant is $27,699.

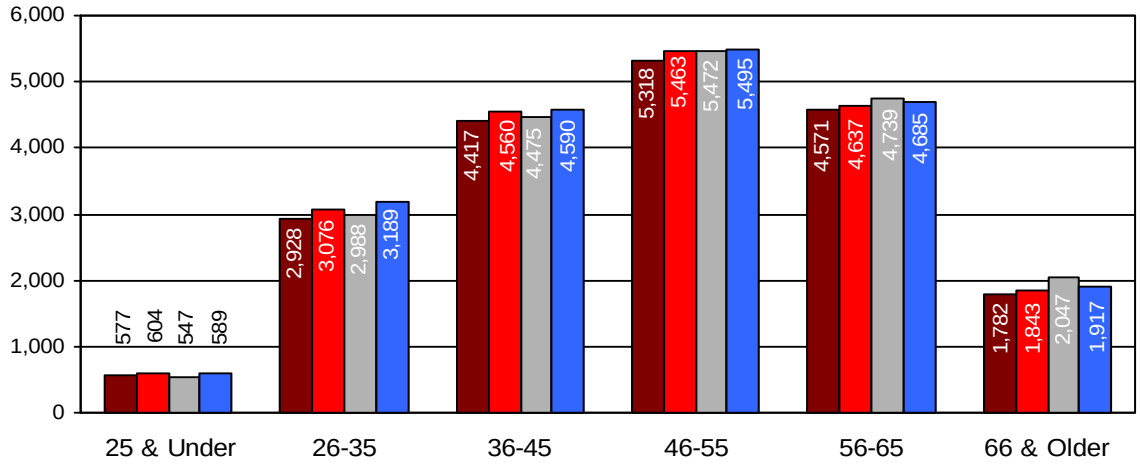

Age Group	3Q16	4Q16	1Q17	2Q17
25 & Under	577	604	547	589
26-35	2,928	3,076	2,988	3,189
36-45	4,417	4,560	4,475	4,590
46-55	5,318	5,463	5,472	5,495
56-65	4,571	4,637	4,739	4,685
66 & Older	1,782	1,843	2,047	1,917

Participation Statistics (continued)

Average Annualized Participant Deferrals by Age Group

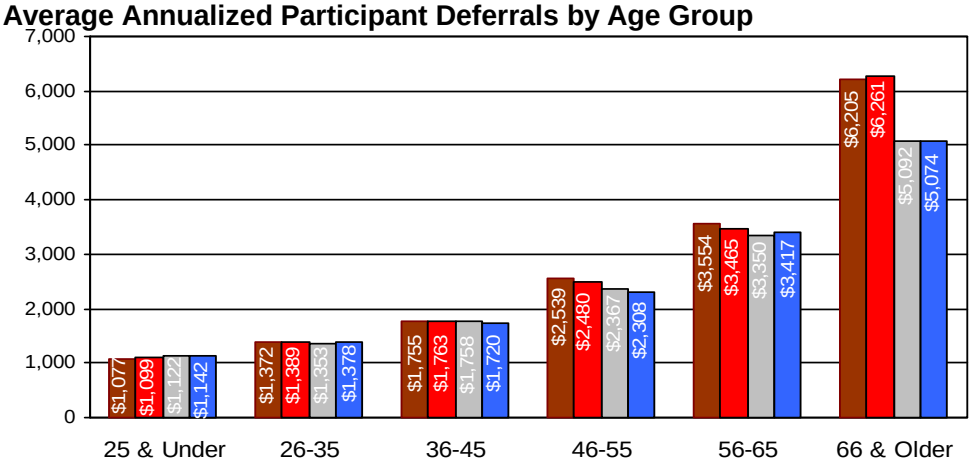

Age Group	3Q16	4Q16	1Q17	2Q17
25 & Under	$1,077	$1,099	$1,122	$1,142
26-35	$1,372	$1,389	$1,353	$1,378
36-45	$1,755	$1,763	$1,758	$1,720
46-55	$2,539	$2,480	$2,367	$2,308
56-65	$3,554	$3,465	$3,350	$3,417
66 & Older	$6,205	$6,261	$5,092	$5,074

Participants Actively Deferring by Age Group

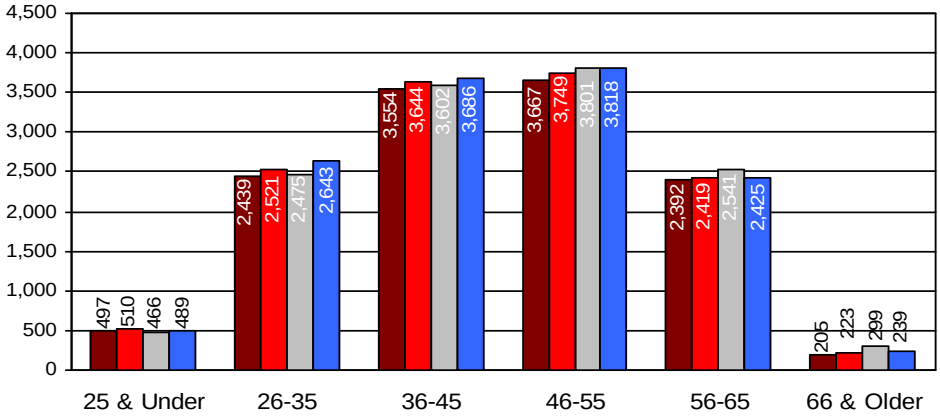

Age Group	3Q16	4Q16	1Q17	2Q17
25 & Under	497	510	466	489
26-35	2,439	2,521	2,475	2,643
36-45	3,554	3,644	3,602	3,686
46-55	3,667	3,749	3,801	3,818
56-65	2,392	2,419	2,541	2,425
66 & Older	205	223	299	239

Participation Statistics (continued)

Participants with a Balance by Asset Range

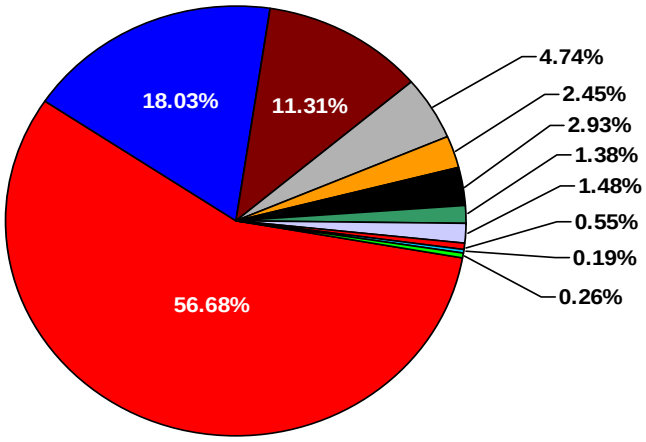

	# of Participants	%		# of Participants	%
Under $10,000	11,600	56.68%	$150,000-$199,999	282	1.38%
$10,000-$24,999	3,689	18.03%	$200,000-$299,999	303	1.48%
$25,000-$49,999	2,315	11.31%	$300,000-$399,999	112	0.55%
$50,000-$74,999	971	4.74%	$400,000-$499,999	38	0.19%
$75,000-$99,999	502	2.45%	Over $500,000	54	0.26%
$100,000-$149,999	599	2.93%	**Total**	**20,465**	**100%**

Participants with Balance

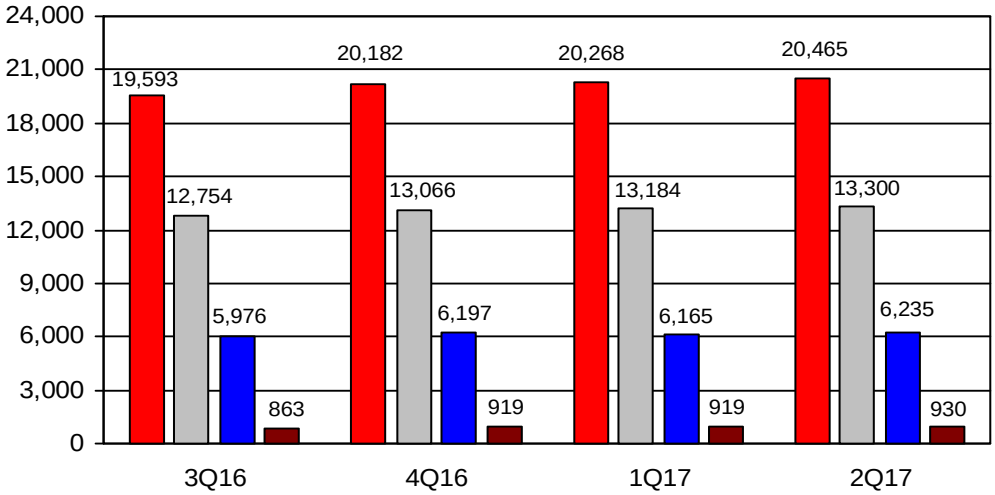

	3Q16	4Q16	1Q17	2Q17
Total Plan Participants	19,593	20,182	20,268	20,465
Currently Contributing	12,754	13,066	13,184	13,300
Not Currently Contributing and not in Payout	5,976	6,197	6,165	6,235
Currently Receiving a Payout	863	919	919	930

Plan Name	# Contributing	# Not Contributing	Total
NM-PERA NEW MEXICO SCHOOL FOR THE DEAF	19	12	31
NM-PERA VILLAGE OF CORONA	3	3	6
NM-PERA COUNTY OF SIERRA	23	7	30
NM-PERA CATRON COUNTY	3	3	6
NM-PERA SAN JUAN COMMUNICATIONS AUTH	13	2	15
NM-PERA VILLAGE OF MAGDALENA	1	3	4
NM-PERA REGIONAL HOUSING AUTHORITY IV	11	6	17
NM-PERA VALENCIA COUNTY	24	10	34
NM-PERA RIO ARRIBA COUNTY	38	11	49
NM-PERA VILLAGE OF COLUMBUS	0	2	2
NM-PERA CITY OF LAS CRUCES	499	126	625
NM-PERA CITY OF PORTALES	13	10	23
NM-PERA CITY OF TUCUMCARI	9	9	18
NM-PERA DE BACA GENERAL HOSPITAL	0	1	1
NM-PERA CITY OF GALLUP	148	41	189
NM-PERA SAN MIGUEL COUNTY	10	5	15
NM-PERA GUADALUPE COUNTY	9	3	12
NM-PERA OTERO COUNTY	54	24	78
NM-PERA COUNTY OF SOUTHERN SANDOVAL	0	3	3
NM-PERA TRUTH-CONSEQUENCES HOUSING AUTH	0	1	1
NM-PERA CURRY COUNTY	14	6	20
NM-PERA CITY OF ALAMOGORDO	108	44	152
NM-PERA EDDY COUNTY	113	29	142
NM-PERA CITY OF LAS VEGAS	47	13	60
NM-PERA VILLAGE OF JEMEZ SPRINGS	1	0	1
NM-PERA CITY OF BLOOMFIELD	21	13	34
NM-PERA CENTRAL REGION EDUCATION CO-OP	3	6	9
NM-PERA ELEPHANT BUTTE IRRIGATION DIST	28	12	40
NM-PERA SANTA FE COUNTY	405	157	562
NM-PERA CITY OF LOVINGTON	2	1	3
NM-PERA VILLAGE OF SAN JON	3	0	3
NM-PERA TOWN OF RED RIVER	8	1	9
NM-PERA TOWN OF EDGEWOOD	4	5	9
NM-PERA CHAVES COUNTY	102	39	141
NM-PERA LUNA COMMUNITY COLLEGE	1	2	3
NM-PERA PENASCO INDEPEND SCHOOL SYSTEM	0	1	1
NM-PERA LAS VEGAS CITY SCHOOLS	0	3	3
NM-PERA COUNTY OF GRANT	47	11	58
NM-PERA LEA COUNTY	78	22	100
NM-PERA N.M. INSTITUTE OF MINING & TECH	22	28	50
NM-PERA QUAY COUNTY	10	3	13
NM-PERA COUNTY OF LINCOLN	24	8	32
NM-PERA CITY OF RATON	7	2	9
NM-PERA VILLAGE OF LOS RANCHOS	0	1	1
NM-PERA NEW MEXICO HIGHLANDS UNIVERSITY	26	9	35
NM-PERA CITY OF TRUTH OR CONSEQUENCES	5	2	7
NM-PERA VILLAGE OF TULAROSA	5	1	6
NM-PERA CITY OF GRANTS	26	10	36
NM-PERA STATE OF NM DEPT OF FIN & ADMIN	7,155	4,357	11,512
NM-PERA CARRIER TINGLEY HOSPITAL	0	1	1

Plan Name	# Contributing	# Not Contributing	Total
NM-PERA NEW MEXICO STATE FAIR COMM	0	17	17
NM-PERA SANTA FE PUBLIC SCHOOLS	0	12	12
NM-PERA CITY OF CARLSBAD	184	61	245
NM-PERA TOWN OF SILVER CITY	66	17	83
NM-PERA MORA COUNTY	0	1	1
NM-PERA CITY OF HOBBS	155	64	219
NM-PERA COLFAX COUNTY	4	1	5
NM-PERA HIGH PLAINS REG. COOPERATIVE #3	4	6	10
NM-PERA CENTRAL NM COMMUNITY COLLEGE CNM	93	122	215
NM-PERA VILLAGE OF LOGAN	0	1	1
NM-PERA ROOSEVELT COUNTY	5	4	9
NM-PERA VILLAGE OF RUIDOSO	5	4	9
NM-PERA SANTA FE COMMUNITY COLLEGE	7	10	17
NM-PERA TOWN OF TAOS	15	12	27
NM-PERA LUNA COUNTY	75	31	106
NM-PERA VILLAGE OF ANGEL FIRE	1	1	2
NM-PERA MESILLA VALLEY PUBLIC HOUSING AUTHORITY	10	8	18
NM-PERA NM REGION IX EDUCATION CO-OP	9	8	17
NM-PERA CITY OF ARTESIA	34	7	41
NM-PERA RUIDOSO DOWNS	8	3	11
NM-PERA CITY OF SANTA FE	590	178	768
NM-PERA VILLAGE OF CUBA	5	0	5
NM-PERA VILLAGE OF LOVING	4	0	4
NM-PERA ALBUQUERQUE PUBLIC SCHOOLS	310	180	490
NM-PERA NO CENTRAL N.M. ECON DVPT DEPT	2	11	13
NM-PERA SAN JUAN COUNTY	115	42	157
NM-PERA MCKINLEY COUNTY	37	7	44
NM-PERA SOUTHWEST COUNCIL OF GOV	1	4	5
NM-PERA CITY OF AZTEC	21	6	27
NM-PERA CITY OF ALBUQUERQUE	687	414	1,101
NM-PERA VILLAGE OF LOS LUNAS	47	17	64
NM-PERA TOWN OF ESTANCIA	4	2	6
NM-PERA ARCH HURLEY CONSERVANCY DISTRICT	0	2	2
NM-PERA CITY OF MORIARTY	12	3	15
NM-PERA NM REGION IX HEADSTART	3	2	5
NM-PERA NEW MEXICO DCP	0	3	3
NM-PERA SOCORRO COUNTY	8	10	18
NM-PERA CITY OF EUNICE	6	2	8
NM-PERA NORTH CENTRAL REG TRANSIT DIST	4	4	8
NM-PERA TOWN OF MESILLA	4	4	8
NM-PERA CITY OF SUNLAND PARK	17	10	27
NM-PERA CITY OF SOCORRO	14	9	23
NM-PERA CITY OF FARMINGTON	208	84	292
NM-PERA CITY OF ESPANOLA	44	3	47
NM-PERA SOUTHEASTERN N.M. ECON DEV DIST	1	4	5
NM-PERA NORTHERN NEW MEXICO COLLEGE	11	12	23
NM-PERA VILLAGE OF CLOUDCROFT	1	0	1
NM-PERA SCHOOL FOR THE BLIND & VIS IMPRD	26	6	32
NM-PERA HIDALGO COUNTY	6	4	10
NM-PERA DONA ANA COUNTY	219	45	264

Plan Name	# Contributing	# Not Contributing	Total
NM-PERA SANTA FE CIVIC HOUSING AUTHORITY	9	2	11
NM-PERA VILLAGE OF QUESTA	3	1	4
NM-PERA UNION COUNTY	4	0	4
NM-PERA CITY OF SANTA ROSA	11	0	11
NM-PERA VILLAGE OF TAOS SKI VALLEY	10	2	12
NM-PERA SOCORRO SOIL AND WATER CONSERVATION DIS	2	0	2
NM-PERA TAOS COUNTY	47	12	59
NM-PERA SOUTH CENTRAL COUNCIL OF GOVERNMENTS	7	4	11
NM-PERA NORTH CENTRAL SOLID WASTE AUTHORITY	13	4	17
NM-PERA CITY OF DEMING	21	6	27
NM-PERA TORRANCE COUNTY	13	2	15
NM-PERA SANDOVAL COUNTY	29	5	34
NM-PERA BERNALILLO COUNTY	856	252	1,108
NM-PERA THE DISCIPLINARY BOARD - NM SUPREME COUR	3	0	3
NM-PERA ELDORADO AREA WATER & SANITATION DISTRIC	1	0	1
NM-PERA ALBUQUERQUE BERNALILLO CO WATER UTIL DIS	106	17	123
NM-PERA GRANT COUNTY SOLID WASTE AUTHORITY	7	2	9
NM-PERA TAOS SOIL & WATER CONSERVATION DIST	4	1	5
NM-PERA EAST TORRANCE SWCD	1	0	1
NM-PERA SANTA CLARA HOUSING AUTHORITY	1	0	1
NM-PERA EMW GAS ASSOCIATION	7	0	7
NM-PERA HARDING COUNTY	3	2	5
NM-PERA REGIONAL EMERGENCY DISPATCH AUTHORITY	4	0	4
NM-PERA VILLAGE OF SANTA CLARA	2	1	3
NM-PERA VILLAGE OF MILAN	7	5	12
NM-PERA ESTANCIA VALLEY SOLID WASTE AUTHORITY	3	0	3
NM-PERA CITY OF ROSWELL	180	16	196
NM-PERA CITY OF LORDSBURG	8	0	8
NM-PERA TOWN OF SPRINGER	2	0	2
NM-PERA DE BACA FAMILY PRACTICE CLINIC	2	0	2
NM-PERA VILLAGE OF EAGLE NEST	1	0	1
NM-PERA RATON PUBLIC SERVICE CO	2	0	2
NM-PERA ALBUQUERQUE SIGN LANGUAGE ACADEMY	1	0	1
NM-PERA CITY OF ELEPHANT BUTTE	3	0	3
NM-PERA VILLAGE OF FORT SUMNER	5	0	5
Total	**13,602**	**6,861**	**20,463**

Fund Investments

Assets and Contributions Summaries

Assets by Investment Carrier

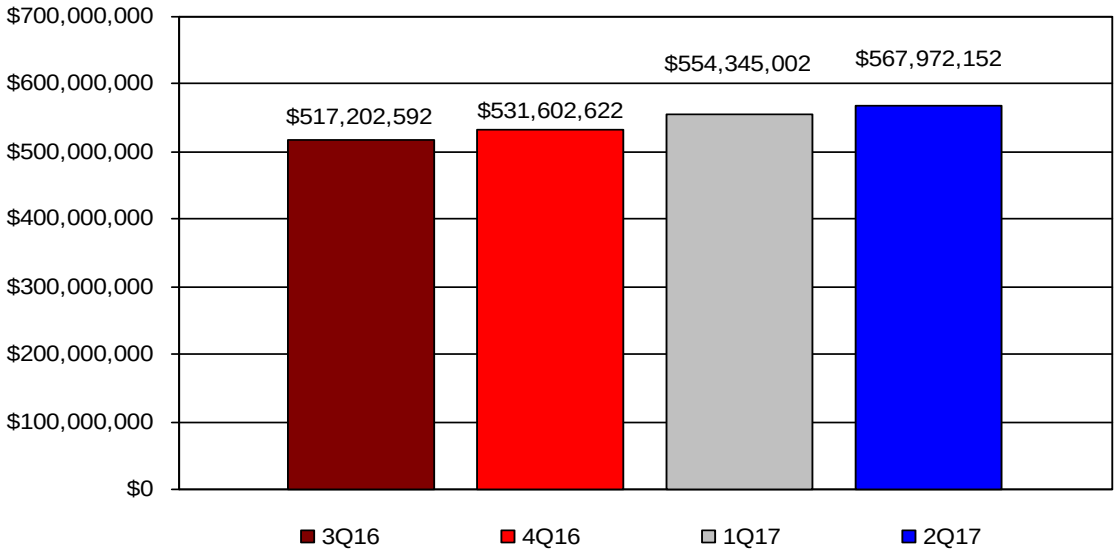

Carrier	3Q16	4Q16	1Q17	2Q17
Aegon/Monumental ULI (Cash Value)	$601,803	$447,268	$428,249	$432,207
Transamerica Assurance ULI (Cash Value)	$993,248	$703,747	$686,742	$688,151
New Mexico Deferred Compensation Mutual Funds, LifeCycle Portfolios, Stable Value Account, SDO, and Loans	$515,607,540	$530,451,607	$553,230,011	$566,851,794
Total Assets	**$517,202,592**	**$531,602,622**	**$554,345,002**	**$567,972,152**

Assets and Contributions Summaries (continued)

Contributions by Investment Carrier

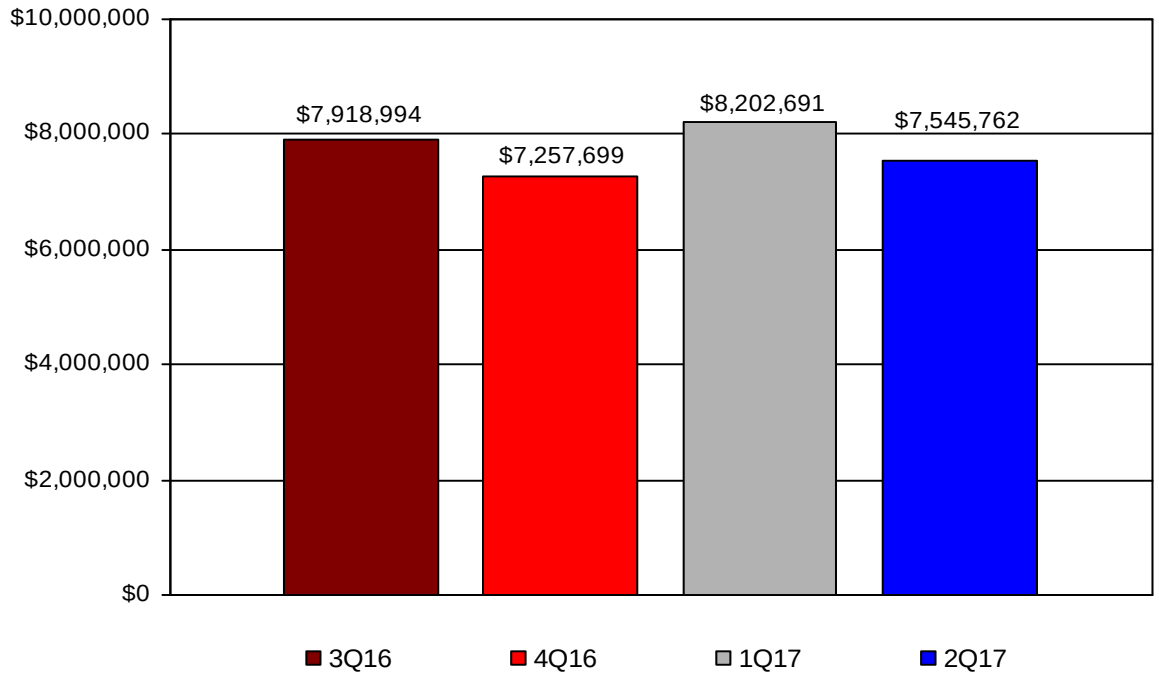

Carrier	3Q16	4Q16	1Q17	2Q17
Aegon/Monumental ULI	$3,161	$3,869	$4,175	$3,620
Transamerica Life ULI	$992	$5,447	$6,181	$5,169
New Mexico Deferred Compensation Mutual Funds, LifeCycle Portfolios, Stable Value Account, SDO, and Loans	$7,914,840	$7,248,383	$8,192,335	$7,536,974
Total Contributions	**$7,918,994**	**$7,257,699**	**$8,202,691**	**$7,545,762**

Assets by Asset Class Summary

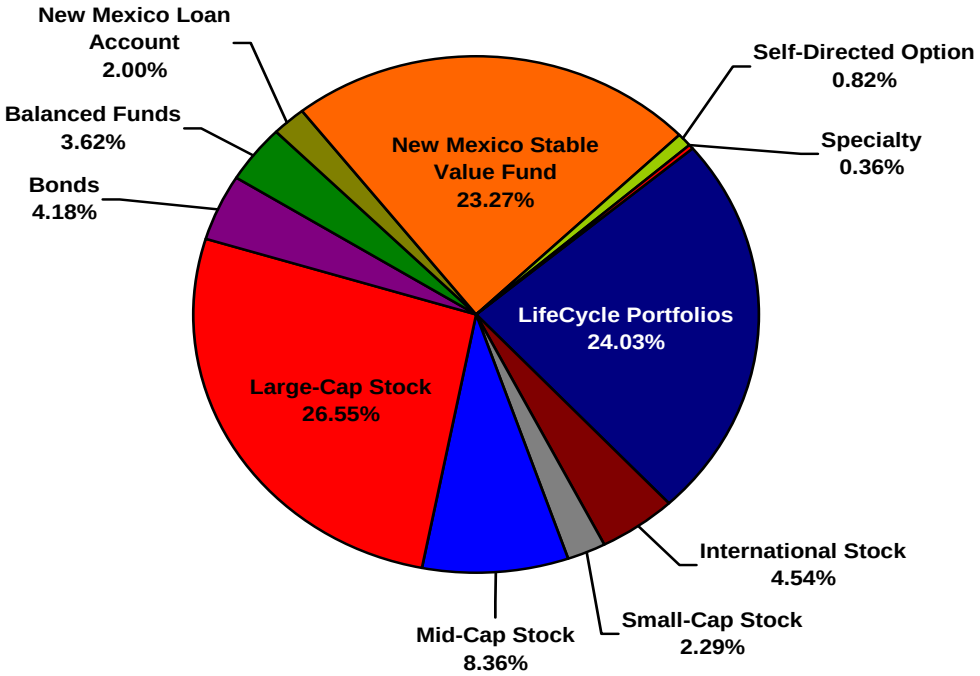

Investment Option	2Q17	%
LifeCycle Portfolios	$136,211,882	24.03%
International Stock	$25,753,330	4.54%
Small-Cap Stock	$12,955,162	2.29%
Mid-Cap Stock	$47,386,910	8.36%
Large-Cap Stock	$150,490,499	26.55%
Bonds	$23,681,838	4.18%
Balanced Funds	$20,506,932	3.62%
New Mexico Loan Account	$11,318,890	2.00%
New Mexico Stable Value Fund	$131,884,328	23.27%
Self-Directed Option	$4,623,843	0.82%
Specialty	$2,038,181	0.36%
Total Investments	**$566,851,794**	**100.00%**

Assets and Contributions Summaries (continued)

Assets by Asset Class Detail

Asset Class/Fund Name	3Q16	%	4Q16	%	1Q17	%	2Q17	%	2Q17 # of Participants
Asset Allocation									
Conservative Portfolio	$34,853,800	6.76%	$35,784,458	6.75%	$37,065,610	6.70%	$38,187,781	6.74%	2,377
LifeCycle 2015 Portfolio	$0	0.00%	$0	0.00%	$0	0.00%	$0	0.00%	0
LifeCycle 2020 Portfolio	$193,731	0.04%	$1,491,689	0.28%	$1,412,908	0.26%	$1,711,248	0.30%	148
LifeCycle 2025 Portfolio	$40,213,627	7.80%	$40,952,990	7.72%	$43,483,456	7.86%	$45,311,209	7.99%	3,168
LifeCycle 2030 Portfolio	$67,857	0.01%	$1,580,052	0.30%	$1,532,043	0.28%	$1,961,495	0.35%	277
LifeCycle 2035 Portfolio	$20,623,338	4.00%	$22,695,555	4.28%	$24,225,655	4.38%	$25,604,863	4.52%	2,724
LifeCycle 2040 Portfolio	$106,657	0.02%	$1,875,904	0.35%	$2,162,482	0.39%	$2,348,931	0.41%	320
LifeCycle 2045 Portfolio	$10,881,023	2.11%	$12,295,132	2.32%	$13,254,611	2.40%	$14,249,186	2.51%	1,948
LifeCycle 2050 Portfolio	$102,403	0.02%	$640,277	0.12%	$791,660	0.14%	$770,947	0.14%	340
LifeCycle 2055 Portfolio	$4,690,332	0.91%	$5,103,279	0.96%	$5,420,945	0.98%	$6,066,221	1.07%	1,395
Total	**$111,732,767**	**21.67%**	**$122,419,337**	**23.08%**	**$129,349,369**	**23.38%**	**$136,211,882**	**24.03%**	
Specialty									
INVESCO Global Real Estate Fund -R5	$1,948,044	0.38%	$1,928,943	0.36%	$1,685,122	0.30%	$1,639,112	0.29%	324
Principal Diversified Real Asset Fund - Institutional	$353,927	0.07%	$384,683	0.07%	$369,090	0.07%	$399,070	0.07%	100
Total	**$2,301,971**	**0.45%**	**$2,313,626**	**0.44%**	**$2,054,212**	**0.37%**	**$2,038,181**	**0.36%**	
International Stock									
Aberdeen Emerging Markets Equity Fund Instl Class	$1,825,406	0.35%	$1,962,786	0.37%	$2,497,599	0.45%	$2,664,292	0.47%	369
American Funds - Europacific Growth Fund - R6	$8,303,876	1.61%	$7,732,990	1.46%	$8,380,245	1.51%	$9,232,195	1.63%	1,005
Fidelity Diversified International Fund (Class K)	$10,701,929	2.08%	$9,733,370	1.83%	$10,218,958	1.85%	$10,963,620	1.93%	1,526
Vanguard(R) Total International Stock Index Fund - Signal(TM) Shares	$1,847,606	0.36%	$2,136,658	0.40%	$2,550,848	0.46%	$2,893,223	0.51%	332
Total	**$22,678,816**	**4.40%**	**$21,565,804**	**4.07%**	**$23,647,649**	**4.27%**	**$25,753,330**	**4.54%**	
Small-Cap Stock									
DFA U.S. Small Cap Portfolio	$10,715,621	2.08%	$12,622,541	2.38%	$13,217,735	2.39%	$12,955,162	2.29%	1,809
Total	**$10,715,621**	**2.08%**	**$12,622,541**	**2.38%**	**$13,217,735**	**2.39%**	**$12,955,162**	**2.29%**	
Mid-Cap Stock									
Fidelity Low-Priced Stock (Class K)	$8,175,952	1.59%	$7,884,955	1.49%	$8,301,549	1.50%	$8,369,432	1.48%	902
Principal Mid Cap Blend Inst Fund	$10,306,245	2.00%	$10,624,117	2.00%	$11,800,759	2.13%	$12,304,374	2.17%	1,270
T. Rowe Price Inst Mid-Cap Equity Growth Fund	$25,955,269	5.03%	$24,766,615	4.67%	$25,673,546	4.64%	$26,713,104	4.71%	2,132
Total	**$44,437,466**	**8.62%**	**$43,275,687**	**8.16%**	**$45,775,854**	**8.27%**	**$47,386,910**	**8.36%**	
Large-Cap Stock									
Dodge & Cox Stock Fund	$25,386,960	4.92%	$28,219,735	5.32%	$30,980,523	5.60%	$30,880,849	5.45%	2,183
Fidelity Contrafund (Class K)	$35,465,809	6.88%	$33,892,417	6.39%	$35,738,452	6.46%	$38,263,005	6.75%	2,215
Vanguard Institutional Index (Instl Shares)	$73,243,267	14.21%	$76,324,458	14.39%	$79,842,390	14.43%	$81,346,646	14.35%	3,560
Total	**$134,096,036**	**26.01%**	**$138,436,610**	**26.10%**	**$146,561,365**	**26.49%**	**$150,490,499**	**26.55%**	

Total Plan Assets by Asset Class

Assets and Contributions Summaries (continued)

Assets by Asset Class Detail

Asset Class/Fund Name	3Q16	%	4Q16	%	1Q17	%	2Q17	%	2Q17 # of Participants
Bonds									
Templeton Global Bond Fund - R6	$1,491,139	0.29%	$1,550,587	0.29%	$1,832,992	0.33%	$1,868,902	0.33%	262
Vanguard Inflation Protected Securities Fund -Institutional Shares	$4,389,379	0.85%	$4,338,959	0.82%	$4,796,296	0.87%	$5,014,054	0.88%	583
Vanguard Total Bond Market Index Institutional	$17,846,470	3.46%	$16,712,833	3.15%	$16,565,898	2.99%	$16,798,883	2.96%	1,576
Total	**$23,726,987**	**4.60%**	**$22,602,379**	**4.26%**	**$23,195,186**	**4.19%**	**$23,681,838**	**4.18%**	
Balanced Funds									
Oakmark Equity Income Inst Fund	$19,699,156	3.82%	$20,303,759	3.83%	$20,586,433	3.72%	$20,506,932	3.62%	1,983
Total	**$19,699,156**	**3.82%**	**$20,303,759**	**3.83%**	**$20,586,433**	**3.72%**	**$20,506,932**	**3.62%**	
Cash Equivalents									
New Mexico Loan Account	$10,482,630	2.03%	$10,903,411	2.06%	$11,134,330	2.01%	$11,318,890	2.00%	2,201
New Mexico Stable Value Fund	$131,483,638	25.50%	$131,604,196	24.81%	$133,200,968	24.08%	$131,884,328	23.27%	6,501
Total	**$141,966,268**	**27.53%**	**$142,507,607**	**26.87%**	**$144,335,298**	**26.09%**	**$143,203,217**	**25.26%**	
Self Directed Options									
Self Directed Brokerage Account	$4,252,452	0.82%	$4,404,258	0.83%	$4,506,911	0.81%	$4,623,843	0.82%	53
Total	**$4,252,452**	**0.82%**	**$4,404,258**	**0.83%**	**$4,506,911**	**0.81%**	**$4,623,843**	**0.82%**	
Grand Total	**$515,607,540**	**100%**	**$530,451,607**	**100%**	**$553,230,011**	**100%**	**$566,851,794**	**100%**	

Total Plan Assets by Asset Class

Contributions by Asset Class Summary

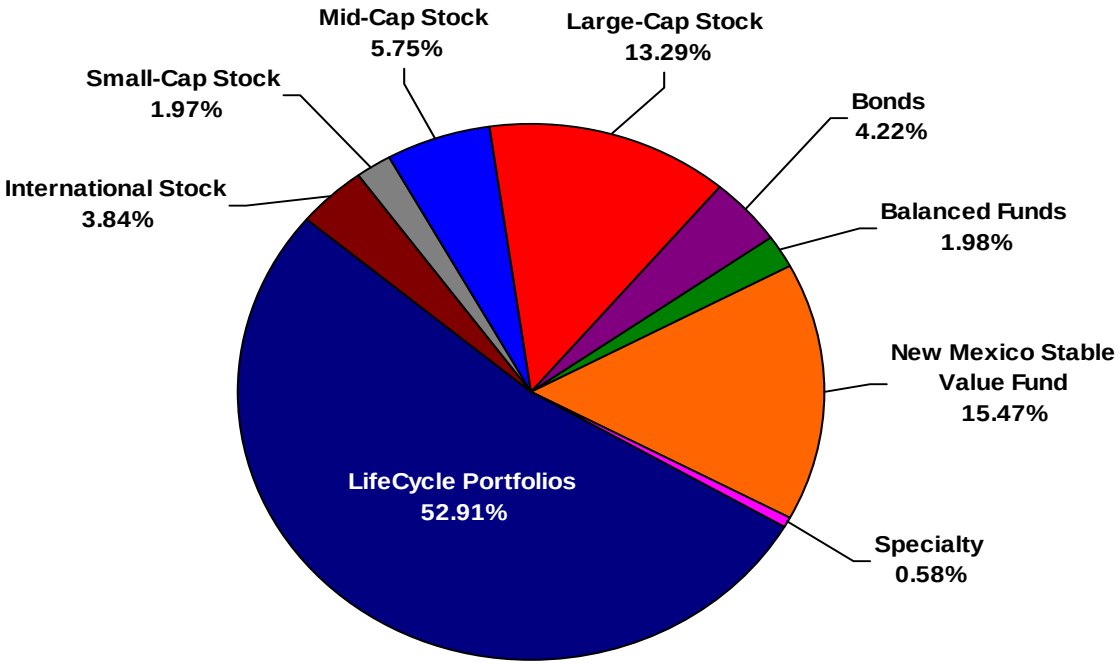

Investment Option	2Q17 Contributions	%
LifeCycle Portfolios	$3,987,579	52.91%
International Stock	$289,390	3.84%
Small-Cap Stock	$148,196	1.97%
Mid-Cap Stock	$433,222	5.75%
Large-Cap Stock	$1,001,548	13.29%
Bonds	$317,864	4.22%
Balanced Funds	$149,327	1.98%
New Mexico Stable Value Fund	$1,165,855	15.47%
Specialty	$43,993	0.58%
Total Investments	**$7,536,974**	**100.00%**

Assets and Contributions Summaries (continued)

Contributions by Asset Class Detail

Asset Class/Fund Name	3Q16	%	4Q16	%	1Q17	%	2Q17	%	2Q17 # of Participants
Asset Allocation									
Conservative Portfolio	$861,100	10.88%	$810,823	11.19%	$895,175	10.93%	$753,642	10.00%	1,454
LifeCycle 2015 Portfolio	$0	0.00%	$0	0.00%	$0	0.00%	$0	0.00%	0
LifeCycle 2020 Portfolio	$35,959	0.45%	$66,835	0.92%	$74,233	0.91%	$130,150	1.73%	107
LifeCycle 2025 Portfolio	$1,185,209	14.97%	$1,091,523	15.06%	$1,221,788	14.91%	$1,140,940	15.14%	2,384
LifeCycle 2030 Portfolio	$15,347	0.19%	$55,899	0.77%	$87,342	1.07%	$110,815	1.47%	215
LifeCycle 2035 Portfolio	$818,046	10.34%	$741,137	10.22%	$999,934	12.21%	$824,226	10.94%	2,032
LifeCycle 2040 Portfolio	$21,354	0.27%	$72,977	1.01%	$64,324	0.79%	$90,225	1.20%	248
LifeCycle 2045 Portfolio	$477,997	6.04%	$464,899	6.41%	$518,202	6.33%	$498,324	6.61%	1,465
LifeCycle 2050 Portfolio	$14,747	0.19%	$37,506	0.52%	$63,011	0.77%	$79,180	1.05%	294
LifeCycle 2055 Portfolio	$295,575	3.73%	$318,176	4.39%	$354,716	4.33%	$360,076	4.78%	1,115
Total	**$3,725,333**	**47.07%**	**$3,659,775**	**50.49%**	**$4,278,726**	**52.23%**	**$3,987,579**	**52.91%**	
Specialty									
INVESCO Global Real Estate Fund - R5	$36,833	0.47%	$42,276	0.58%	$46,298	0.57%	$38,056	0.50%	179
Principal Diversified Real Asset Fund - Institutional	$6,837	0.09%	$6,159	0.08%	$5,939	0.07%	$5,937	0.08%	58
Total	**$43,671**	**0.55%**	**$48,435**	**0.67%**	**$52,238**	**0.64%**	**$43,993**	**0.58%**	
International Stock									
Aberdeen Emerging Markets Equity Fund Instnl Class	$43,918	0.55%	$43,025	0.59%	$52,784	0.64%	$47,257	0.63%	190
American Funds - Europacific Growth Fund - R6	$95,397	1.21%	$87,929	1.21%	$90,538	1.11%	$84,775	1.12%	422
Fidelity Diversified International K	$151,884	1.92%	$116,853	1.61%	$120,589	1.47%	$103,628	1.37%	686
Vanguard(R) Total International Stock Index Fund - Signal(TM) Shares	$61,114	0.77%	$50,218	0.69%	$53,927	0.66%	$53,729	0.71%	188
Total	**$352,312**	**4.45%**	**$298,025**	**4.11%**	**$317,838**	**3.88%**	**$289,390**	**3.84%**	
Small-Cap Stock									
DFA U.S. Small Cap Portfolio	$143,305	1.81%	$132,133	1.82%	$160,723	1.96%	$148,196	1.97%	977
Total	**$143,305**	**1.81%**	**$132,133**	**1.82%**	**$160,723**	**1.96%**	**$148,196**	**1.97%**	
Mid-Cap Stock									
Fidelity Low Priced Stock Fund (Class K)	$125,170	1.58%	$101,811	1.40%	$104,545	1.28%	$99,906	1.33%	456
Principal Mid Cap Blend Inst Fund	$121,211	1.53%	$106,521	1.47%	$121,835	1.49%	$109,514	1.45%	645
T. Rowe Price Inst Mid-Cap Equity Growth Fund	$278,566	3.52%	$240,923	3.32%	$251,322	3.07%	$223,802	2.97%	1,052
Total	**$524,947**	**6.63%**	**$449,255**	**6.20%**	**$477,702**	**5.83%**	**$433,222**	**5.75%**	

Total Contributions by Asset Class

Assets and Contributions Summaries (continued)

Contributions by Asset Class Detail

Asset Class/Fund Name	3Q16	%	4Q16	%	1Q17	%	2Q17	%	2Q17 # of Participants
Large-Cap Stock									
Dodge & Cox Stock Fund	$255,986	3.23%	$229,043	3.16%	$259,884	3.17%	$245,751	3.26%	1,062
Fidelity Contrafund (Class K)	$318,034	4.02%	$260,465	3.59%	$267,918	3.27%	$230,744	3.06%	959
Vanguard Institutional Index (Instl Shares)	$593,610	7.50%	$561,495	7.75%	$613,485	7.49%	$525,052	6.97%	1,423
Total	**$1,167,631**	**14.75%**	**$1,051,003**	**14.50%**	**$1,141,288**	**13.93%**	**$1,001,548**	**13.29%**	
Bonds									
BlackRock Inflation Protected Bond	$70,927	0.90%	$49,456	0.68%	$0	0.00%	$0	0.00%	0
Templeton Global Bond Fund - R6	$24,347	0.31%	$20,797	0.29%	$23,540	0.29%	$25,333	0.34%	143
Vanguard Inflation Protected Securities Fund -Institutional Shares	$0	0.00%	$9,430	0.13%	$94,457	1.15%	$57,037	0.76%	307
Vanguard Total Bond Market Index Fund Inst	$311,862	3.94%	$239,646	3.31%	$267,485	3.27%	$235,495	3.12%	786
Total	**$407,136**	**5.14%**	**$319,329**	**4.41%**	**$385,481**	**4.71%**	**$317,864**	**4.22%**	
Balanced Funds									
Oakmark Equity Income Inst Fund	$177,431	2.24%	$162,407	2.24%	$163,571	2.00%	$149,327	1.98%	896
Total	**$177,431**	**2.24%**	**$162,407**	**2.24%**	**$163,571**	**2.00%**	**$149,327**	**1.98%**	
Cash Equivalents									
New Mexico Stable Value Fund	$1,373,075	17.35%	$1,128,021	15.56%	$1,214,769	14.83%	$1,165,855	15.47%	2,919
Total	**$1,373,075**	**17.35%**	**$1,128,021**	**15.56%**	**$1,214,769**	**14.83%**	**$1,165,855**	**15.47%**	
Grand Total	**$7,914,840**	**100%**	**$7,248,383**	**100%**	**$8,192,335**	**100%**	**$7,536,974**	**100%**	

Total Contributions by Asset Class

Investment Summary

Investment Diversification - All Participants by Number of Funds

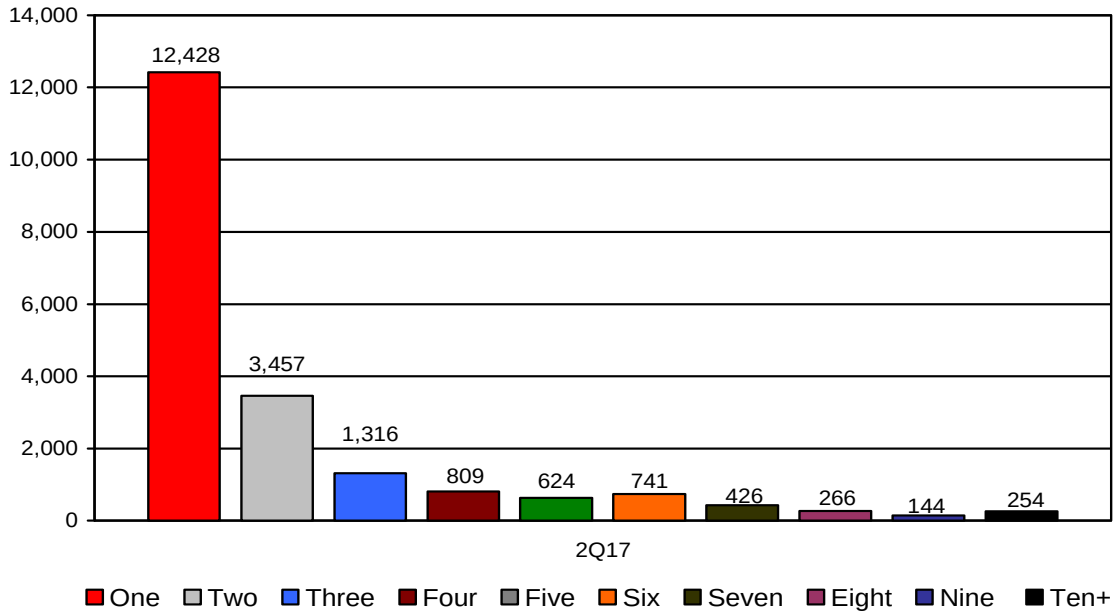

Number of Funds	# of Participants 3Q16	%	# of Participants 4Q16	%	# of Participants 1Q17	%	# of Participants 2Q17	%
One	11,733	59.88%	12,114	60.02%	12,212	60.25%	12,428	60.73%
Two	3,312	16.90%	3,465	17.17%	3,451	17.03%	3,457	16.89%
Three	1,303	6.65%	1,334	6.61%	1,327	6.55%	1,316	6.43%
Four	800	4.08%	812	4.02%	810	4.00%	809	3.95%
Five	623	3.18%	620	3.07%	622	3.07%	624	3.05%
Six	737	3.76%	747	3.70%	755	3.72%	741	3.62%
Seven	430	2.19%	428	2.12%	427	2.11%	426	2.08%
Eight	261	1.33%	270	1.34%	268	1.32%	266	1.30%
Nine	156	0.80%	147	0.73%	143	0.71%	144	0.70%
Ten+	238	1.21%	246	1.22%	253	1.25%	254	1.24%
Participants with Only Monumental, Transamerica, or any combination of same.	2	0.01%	0	0.00%	1	0.00%	1	0.00%
Total # of Participants*	**19,595**	**100%**	**20,183**	**100%**	**20,269**	**100%**	**20,466**	**100%**

* Total # of participants includes those using one or more LifeCycle Portfolios. One LifeCycle Portfolio equals one fund.

Investment Summary

Investment Diversification - All Participants by Number of Asset Classes

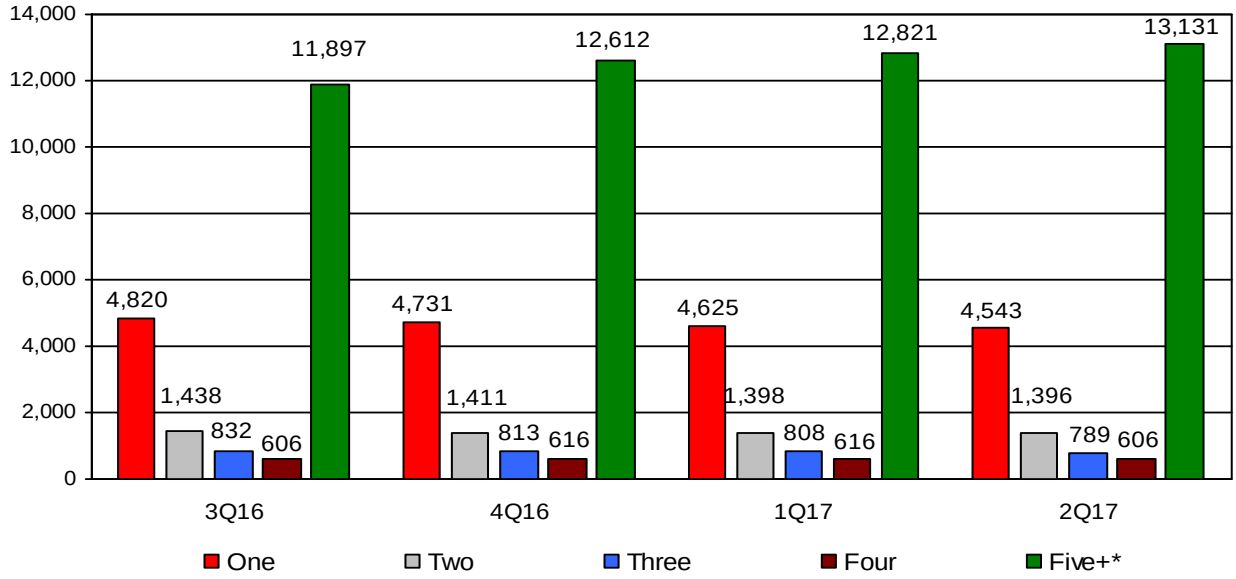

Number of Asset Classes	# of Participants 3Q16	%	# of Participants 4Q16	%	# of Participants 1Q17	%	# of Participants 2Q17	%
One	4,820	24.60%	4,731	23.44%	4,625	22.82%	4,543	22.20%
Two	1,438	7.34%	1,411	6.99%	1,398	6.90%	1,396	6.82%
Three	832	4.25%	813	4.03%	808	3.99%	789	3.86%
Four	606	3.09%	616	3.05%	616	3.04%	606	2.96%
Five+*	11,897	60.72%	12,612	62.49%	12,821	63.26%	13,131	64.16%
Total # of Participants	**19,593**	**100%**	**20,183**	**100%**	**20,268**	**100%**	**20,465**	**100%**

*Participants taking advantage of LifeCycle Portfolios are captured as investing in 5+ asset classes.

Investment Summary (continued)

Investment Diversification - Participants Using LifeCycle Portfolios to Achieve Diversification

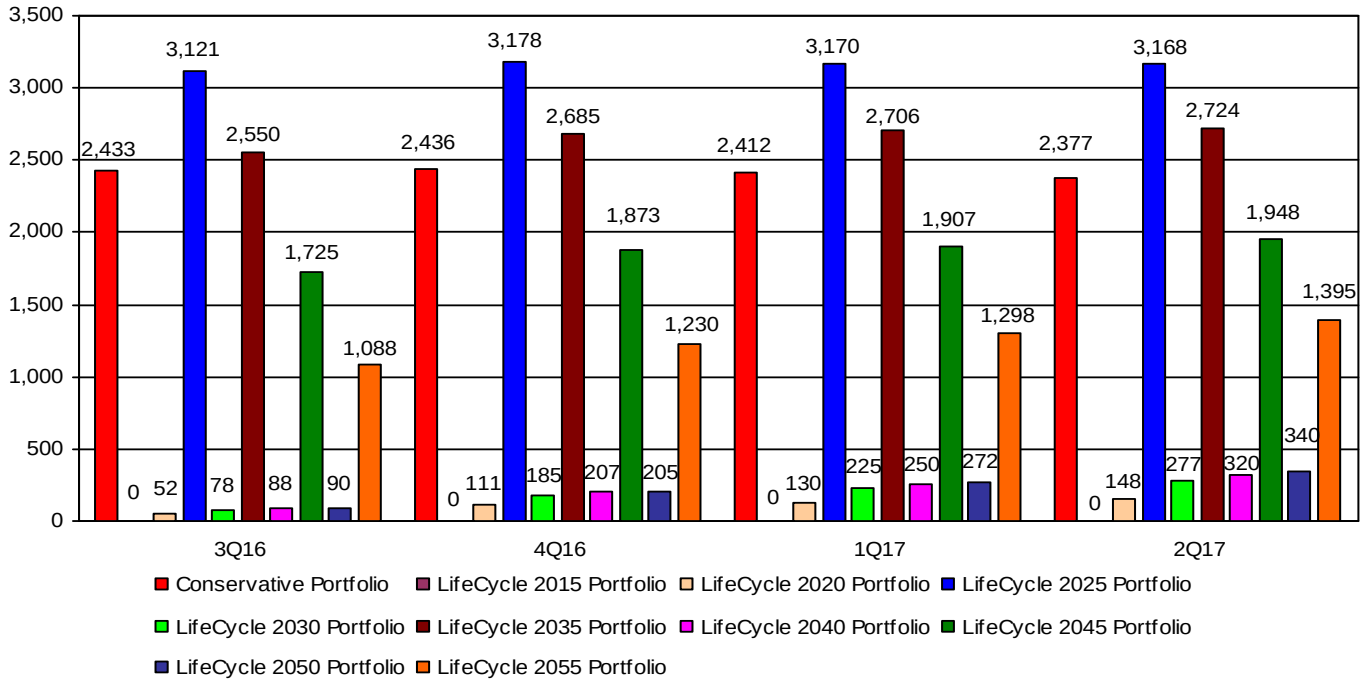

Fund	# of Participants 3Q16	# of Participants 4Q16	# of Participants 1Q17	# of Participants 2Q17
Conservative Portfolio	2,433	2,436	2,412	2,377
LifeCycle 2015 Portfolio	0	0	0	0
LifeCycle 2020 Portfolio	52	111	130	148
LifeCycle 2025 Portfolio	3,121	3,178	3,170	3,168
LifeCycle 2030 Portfolio	78	185	225	277
LifeCycle 2035 Portfolio	2,550	2,685	2,706	2,724
LifeCycle 2040 Portfolio	88	207	250	320
LifeCycle 2045 Portfolio	1,725	1,873	1,907	1,948
LifeCycle 2050 Portfolio	90	205	272	340
LifeCycle 2055 Portfolio	1,088	1,230	1,298	1,395
Total # of Participants*	**11,225**	**12,110**	**12,370**	**12,697**

* Total reflects duplicate counts for participants invested in more than one LifeCycle Portfolio.

PERA SmartSave
Deferred Compensation Plan

Investment Performance Report

Investment returns annualized as of June 30, 2017

Your employer's deferred compensation plan offers a broad portfolio of investment options. As a participant, you decide how to distribute your deferrals and invested assets among these options.

It's natural to want to know how your investments are doing over time. This performance report shows how the options in the Plan have performed over a series of time periods.

Fees and Expenses:

ADMINISTRATOR'S FEE: If applicable, an annualized $52 administrator's fee may be charged and would reduce the performance shown.

GROSS EXPENSE RATIO: Gross expense ratios represent the fund's total operating expenses expressed as a percentage of the assets held in the fund. Your expenses may be less than the gross expense ratio. For more information about gross expense ratios, read the fund's prospectus.

PROVIDER FEES or REIMBURSEMENTS: Are used to offset administrative expenses. Please see the Fees data section of your quarterly statement for more information.

SHORT-TERM TRADE FEES: Some funds may impose a short-term trade fee. Some funds may be subject to a trade-restriction policy. This information is explained in the underlying prospectus.

INVESTMENT OPTION ("FUND") FEES**:** The returns are reported after the fees that the fund manager charges have been applied, but do not reflect plan administration fees.

Don't count on numbers alone

If you see something you'd like to know more about, ask your Nationwide representative.

Questions?

866-827-6639

www.newmexico457dc.com

PERA SmartSave
Deferred Compensation Plan

State of NM PERA Deferred Compensation Plan
Investment returns annualized as of June 30, 2017

What to look for in this table
The following are the annualized percentage changes in net assets (with capital gains and income dividends reinvested) for the funds under the Plan, for the respective periods ending
June 30, 2017. Investing involves market risk, including the possible loss of principal. Included with each

The results shown represent past performance and do not represent expected future performance or experience. Past performance does not guarantee future results. Investment return and principal value of an investment will fluctuate so that an investor's shares, when redeemed, may be worth more or less than their original cost. Current performance may be lower or higher than the data quoted. Performance data current to the most recent month-end may be obtained by visiting: www.newmexico457dc.com.

Please consider the fund's investment objectives, risks, and charges and expenses carefully before investing. Both the underlying fund prospectuses and informational brochure contain this and other important information, and are available by calling 866-827-6639. Read carefully before investing.

Ticker	Investment Options	YTD	1 Year	3 Year	5 Year	10 Year	Since Inception	Inception Date	Gross Expense Ratio	Gross Cost per $1000
Asset Class: Asset Allocation										
These funds are designed to provide diversification and asset allocation across several types of investments and asset classes. Because they primarily invest in underlying funds, their expense ratio includes a proportionate share of the applicable fees and expenses of the underlying funds. There is no guarantee that target date funds will provide enough income for retirement.										
N/A	New Mexico Conservative Portfolio	4.64%	5.63%	2.63%	4.27%	3.83%	4.24%	2/24/2005	0.38%	$ 3.80
N/A	New Mexico LifeCycle 2020 Portfolio	6.05%	7.80%	N/A	N/A	N/A	9.23%	5/13/2016	0.38%	$ 3.80
N/A	New Mexico LifeCycle 2025 Portfolio	7.55%	10.16%	4.08%	8.02%	4.02%	5.18%	2/24/2005	0.38%	$ 3.80
N/A	New Mexico Life Cycle 2030 Portfolio	8.70%	11.87%	N/A	N/A	N/A	13.16%	5/13/2016	0.41%	$ 4.10
N/A	New Mexico LifeCycle 2035 Portfolio	9.47%	13.17%	4.64%	9.17%	4.41%	5.82%	2/24/2005	0.44%	$ 4.40
N/A	New Mexico LifeCycle 2040 Portfolio	9.91%	13.77%	N/A	N/A	N/A	14.46%	5/13/2016	0.44%	$ 4.40
N/A	New Mexico LifeCycle 2045 Portfolio	10.36%	14.33%	4.84%	9.67%	4.86%	6.44%	2/24/2005	0.44%	$ 4.40
N/A	New Mexico LifeCycle 2050 Portfolio	10.59%	14.64%	N/A	N/A	N/A	13.94%	5/13/2016	0.44%	$ 4.40
N/A	New Mexico LifeCycle 2055 Portfolio	10.77%	14.97%	4.97%	9.92%	4.58%	4.58%	5/18/2007	0.44%	$ 4.40
Asset class: Specialty										
Funds that invest in a concentrated sector or focus on a relatively small number of securities may be subject to greater volatility than a more diversified investment.										
Funds that focus on real estate investing are sensitive to economic and business cycles, changing demographic patterns and governent actions.										
IGREX	Invesco Global Real Estate Fund - Class R5	6.26%	1.54%	3.27%	7.23%	2.21%	6.10%	4/29/2005	0.91%	$ 9.10
PDRDX	Principal Diversified Real Asset Fund - Institutional	4.26%	5.05%	-3.33%	1.91%	N/A	3.80%	03/16/2010	0.89%	$ 8.90
Asset Class: International										
International/emerging markets funds involve risks not associated with investing solely in the U.S., such as currency fluctuation, political risk, differences in accounting and the limited availability of information.										
ABEMX	Aberdeen Emerging Markets Equity Fund - Institutional Class	19.03%	18.09%	1.51%	3.54%	5.78%	6.31%	5/11/2007	1.12%	$ 11.20
RERGX	EuroPacific Growth Fund® - Class R6	17.78%	22.18%	3.72%	9.61%	3.50%	11.17%	4/16/1984	0.50%	$ 5.00
FDIKX	Fidelity® Diversified International Fund - Class K	16.34%	18.16%	2.87%	9.69%	1.91%	8.41%	12/27/1991	0.92%	$ 9.20
VTSNX	Vanguard® Total International Stock Index Fund - Institutional Shares	14.78%	20.08%	1.37%	7.70%	N/A	4.96%	11/29/2010	0.09%	$ 0.90

Ticker	Investment Options	YTD	1 Year	3 Year	5 Year	10 Year	Since Inception	Inception Date	Gross Expense Ratio	Gross Cost per $1000
Funds investing in stocks of small or emerging companies may have less liquidity than those investing in larger, established companies and may be subject to greater price volatility and risk than the overall										
DFSTX	DFA U.S. Small Cap Portfolio	1.91%	21.56%	7.25%	14.61%	7.95%	10.63%	03/19/1992	0.37%	$ 3.70
Asset Class: Mid-Cap Stocks										
FLPKX	Fidelity® Low-Priced Stock Fund - Class K	7.81%	16.91%	6.26%	13.30%	7.41%	13.75%	12/27/1989	0.78%	$ 7.80
PCBIX	Principal Mid-Cap Blend Fund - Institutional Class	12.85%	19.39%	10.20%	15.90%	10.05%	10.52%	12/06/2000	0.68%	$ 6.80
PMEGX	T. Rowe Price Institutional Mid-Cap Equity Growth Fund	15.19%	20.99%	12.07%	17.03%	10.41%	12.23%	7/31/1996	0.61%	$ 6.10
Asset Class: Large-cap Stocks										
DODGX	Dodge & Cox Stock Fund	6.81%	28.65%	8.48%	16.36%	5.89%	11.14%	01/04/1965	0.52%	$ 5.20
FCNKX	Fidelity Contrafund - Class K	16.83%	22.30%	10.59%	14.76%	8.75%	12.45%	05/17/1967	0.58%	$ 5.80
VINIX	Vanguard® Institutional Index Fund - Institutional	9.32%	17.86%	9.59%	14.60%	7.18%	9.68%	07/31/1990	0.04%	$ 0.40
Asset Class: Balanced										
OAKBX	Oakmark Equity and Income Fund (The) - Class I	5.92%	17.12%	4.52%	9.30%	6.49%	10.24%	11/01/1995	0.89%	$ 8.90
Asset Class: Bonds										
Bond funds have the same interest rate, inflation and credit risks that are associated with the underlying bonds owned by the fund.										
Funds that invest in high-yield securities are subject to greater credit risk and price fluctuations than funds that invest in higher-quality securities.										
VIPIX	Vanguard Inflation Protected Securities Fund-Institutional Shares	0.93%	-0.78%	0.68%	0.25%	4.17%	4.03%	12/12/2003	0.07%	$ 0.70
FBNRX	Templeton Global Bond Fund - Class R6	3.37%	10.60%	1.47%	3.95%	6.71%	7.87%	9/18/1986	0.56%	$ 5.60
VBTIX	Vanguard® Total Bond Market Index Fund - Institutional Shares	2.40%	-0.43%	2.44%	2.15%	4.48%	5.27%	9/18/1995	0.04%	$ 0.40
Asset Class: Short-term Investments										
Because the value of the securities held by stable value funds will fluctuate, there is the risk that an investor will lose money investing in stable value funds.										
N/A	New Mexico Stable Value Fund	0.83%	1.72%	1.54%	1.51%	2.06%	2.63%	9/24/2003	0.42%	$ 4.20

Ownership Rights
© 2014, Nationwide Retirement Solutions. Nationwide, the Nationwide framemark and On Your Side are service marks of Nationwide Mutual Insurance Company. Nationwide representatives are Registered Representatives of Nationwide Investment Services Corporation: Member FINRA. In MI only, Nationwide Investment Svcs. Corporation. Fund category and gross expense ratio data provided by Morningstar®. The Morningstar information contained herein: (1) is proprietary to Morningstar and/or its content providers; (2) may not be copied or distributed; and (3) is not warranted to be accurate, complete or timely. Neither Morningstar nor its content providers are responsible for any damages or losses arising from any use of this information. Although data is gathered from reliable sources, data accuracy and completeness cannot be guaranteed. Gross expense ratio data is as of the last date of the month prior to quarter end.

NRX-0319NM-NM.0314

Quarterly Fee Reconciliation - Nationwide

REVENUES	3Q16	4Q16	1Q17	2Q17
PARTICIPANT REVENUES				
Active Participants				
Per Participant Fee	13.20	13.20	13.08	12.96
Number of Participants collected from	18,575	19,196	19,422	19,687
Active Participant Fees Collected	$ 245,190.00	$ 253,387.20	$ 254,039.76	$ 255,143.52
Terminated Participants*				
Per Participant Fee (Prorated)	$ 13.00	$ 13.00	$ 13.00	$ 13.00
Number of Participants collected from	382	302	365	335
Terminated Participant Fees Collected	$ 2,277.52	$ 1,992.31	$ 2,344.68	$ 1,918.38
Total Participant Fees Collected	$ 247,467.52	$ 255,379.51	$ 256,384.44	$ 257,061.90
PRODUCT PROVIDER REVENUES				
Per Participant Rebate	$ 1.95	$ 1.91	$ 2.00	$ 2.09
12b-1 and Sub TA Fees	$ 36,340.02	$ 36,657.60	$ 38,895.43	$ 41,275.14
Fidelity Sub TA Fees	$ -	$ -	$ -	$ -
Total Product Provider Revenues	$ 36,340.02	$ 36,657.60	$ 38,895.43	$ 41,275.14
GRAND TOTAL REVENUES	$ 283,807.54	$ 292,037.11	$ 295,279.87	$ 298,337.04
PAYMENTS				
NATIONWIDE RETIREMENT SOLUTIONS FEE				
Active Participants				
Per Participant Fee	$ 13.00	$ 13.00	$ 13.00	$ 13.00
Number of Participants collected from	18,575	19,196	19,422	19,687
Total participant Fees Collected	$ 241,475.00	$ 249,548.00	$ 252,486.00	$ 255,931.00
Terminated Participants				
Per Participant Fee (Prorated)	$ 13.00	$ 13.00	$ 13.00	$ 13.00
Number of Participants collected from	382	302	365	335
Total participant Fees Collected	$ 2,277.52	$ 1,962.12	$ 2,330.34	$ 1,906.65
Total Participant Fees Due Nationwide	$ 243,752.52	$ 251,510.12	$ 254,816.34	$ 257,837.65
MEKETA CONSULTING FEE	$ 20,000.00	$ 20,000.00	$ 20,000.00	$ 20,000.00
PERA PAYMENT FOR EXPENSES	$ 20,055.02	$ 20,526.99	$ 20,463.53	$ 20,499.39
GRAND TOTAL PAYMENT	$ 283,807.54	$ 292,037.11	$ 295,279.87	$ 298,337.04