


PERA *SmartSave*

Deferred Compensation Plan 

Public Employees Retirement Association of New Mexico

3rd Quarter 2023
Plan Service Review

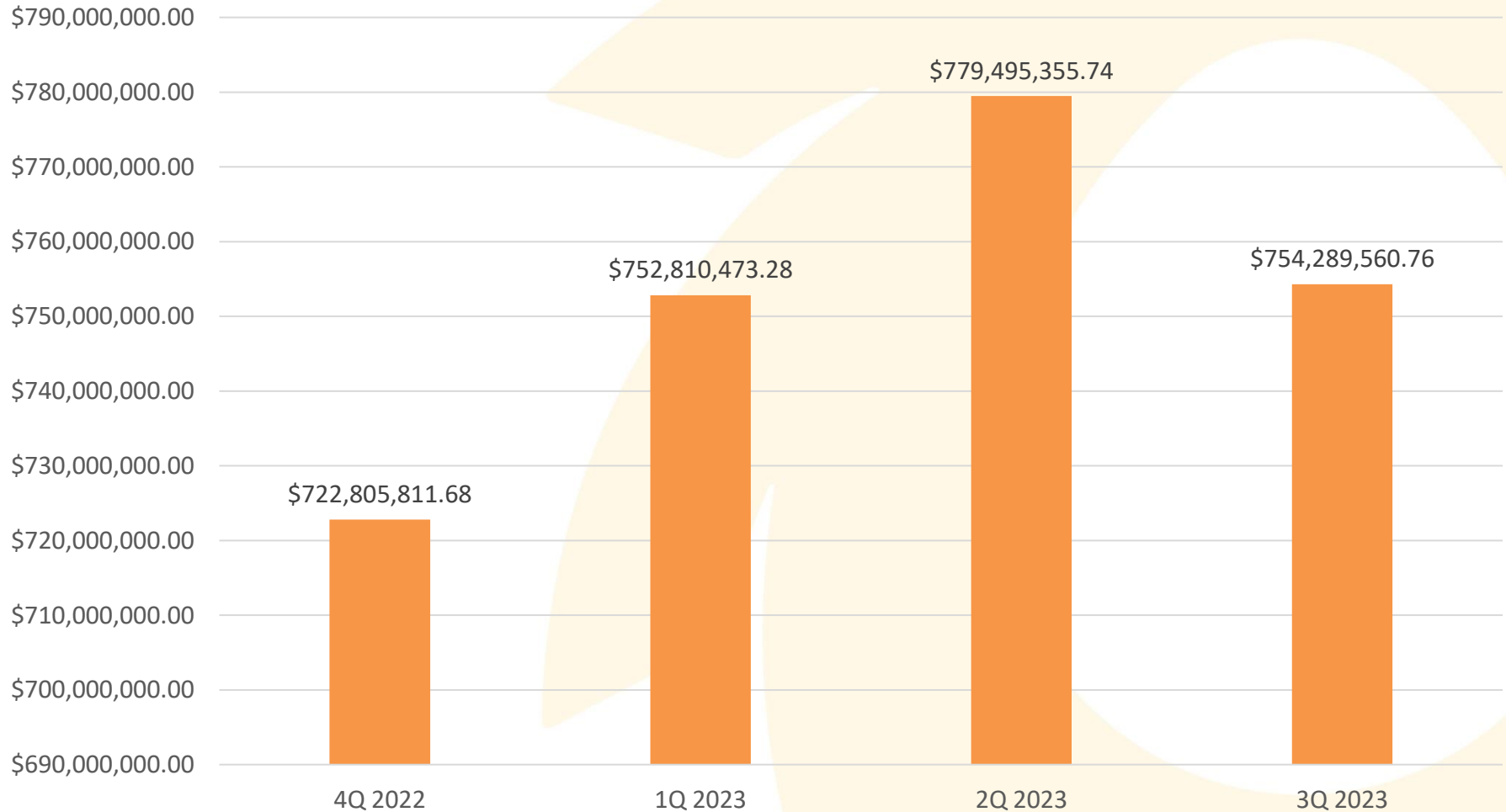


Participant Analysis



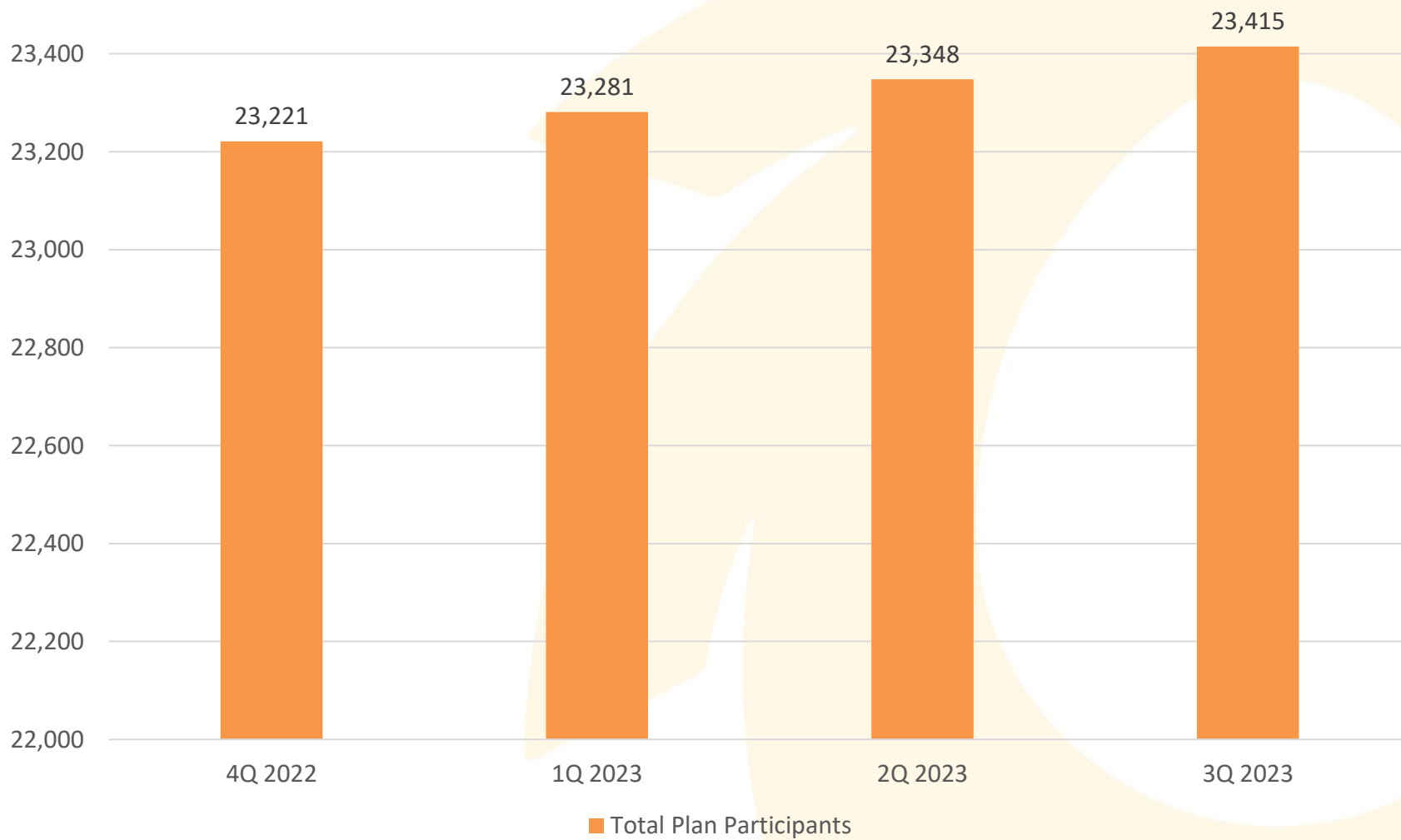
Participation Balance Summary

October 1, 2022 – September 30, 2023 (excludes Deemed Loans)



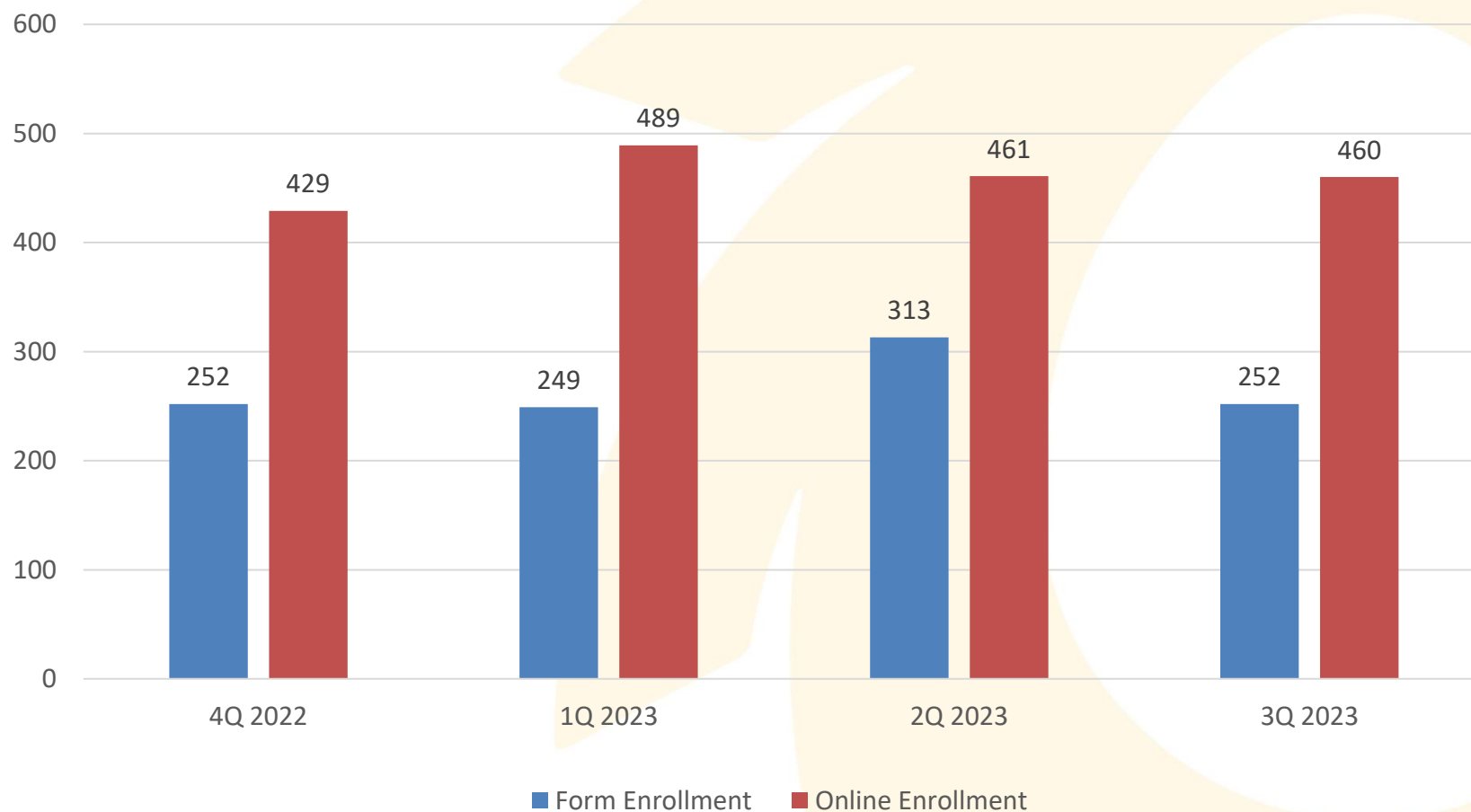
Participation Rate Summary

October 1, 2022 – September 30, 2023



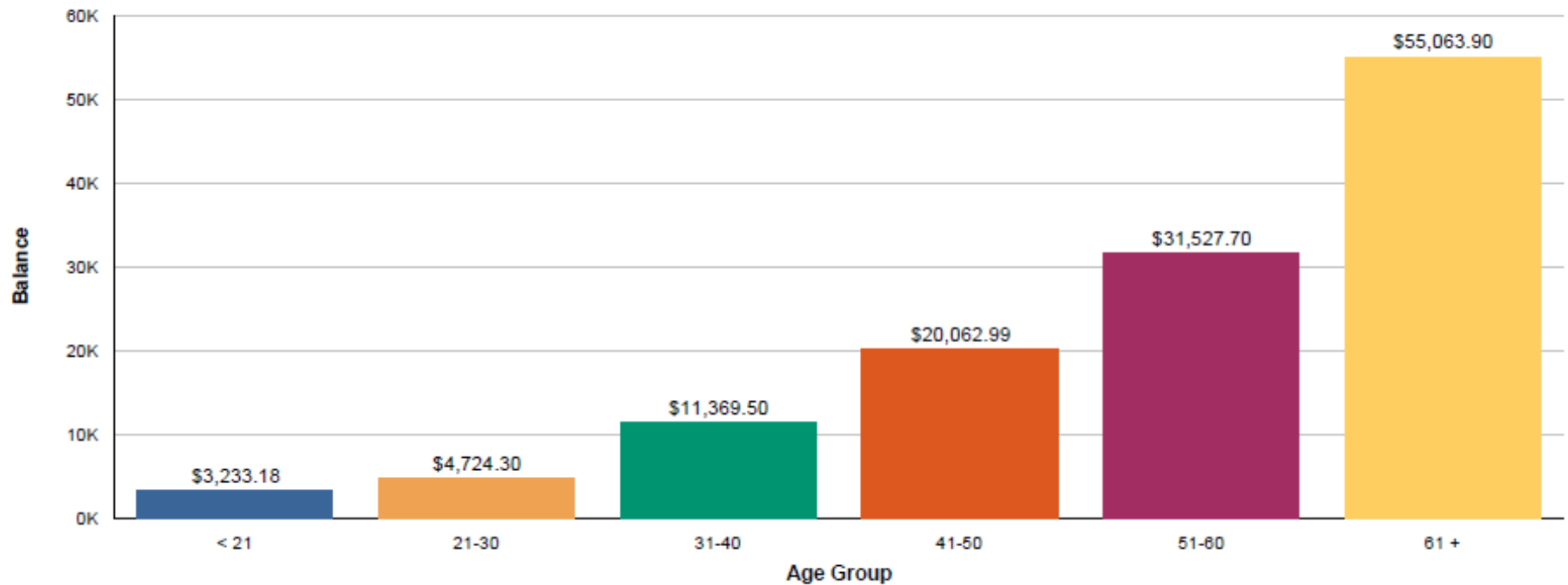
Enrollment Summary

October 1, 2022 – September 30, 2023



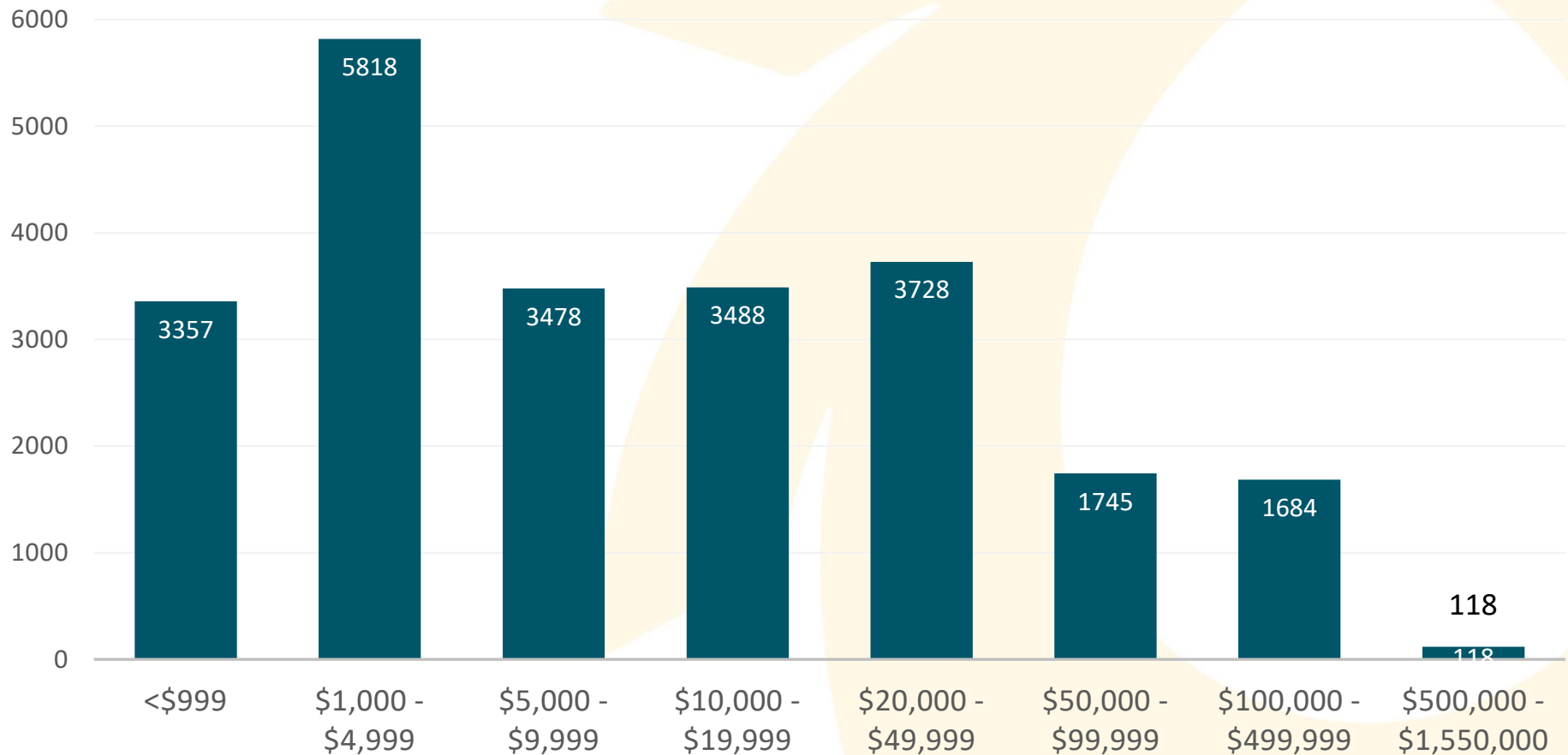
Average Balances by Age

As of September 30, 2023



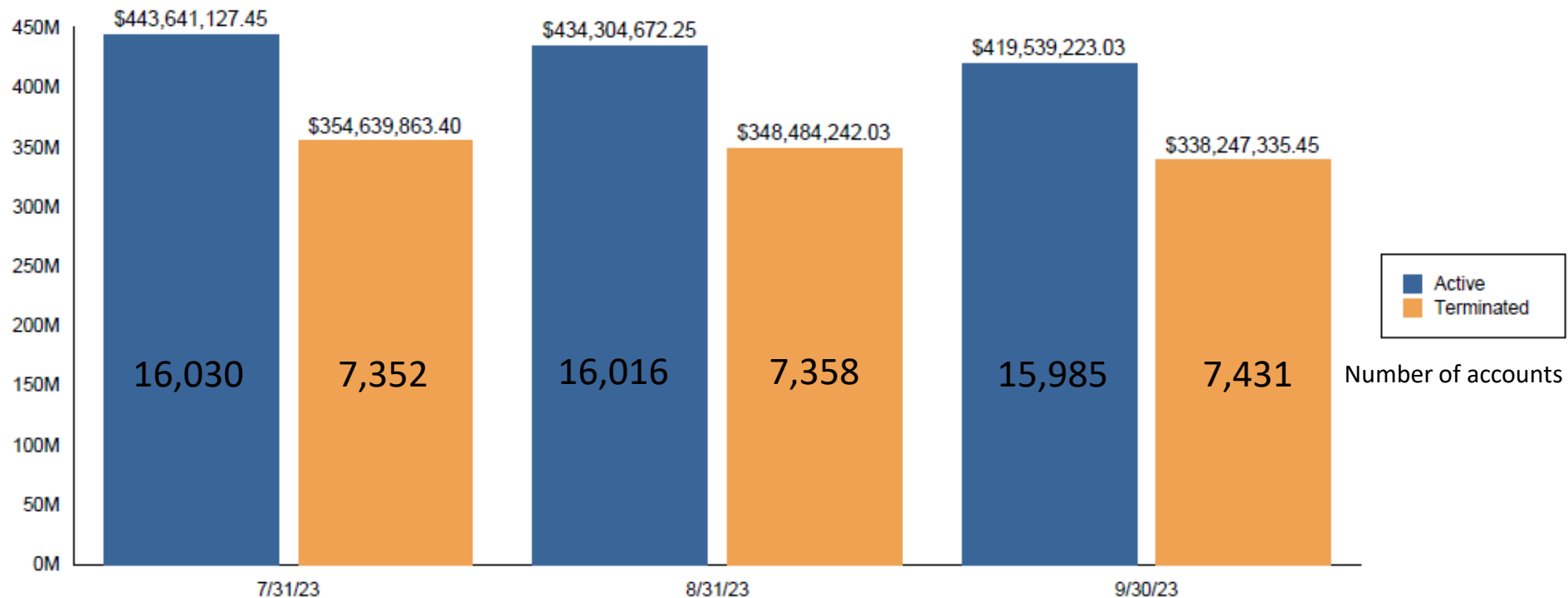
Number of Participants by Balance

As of September 30, 2023



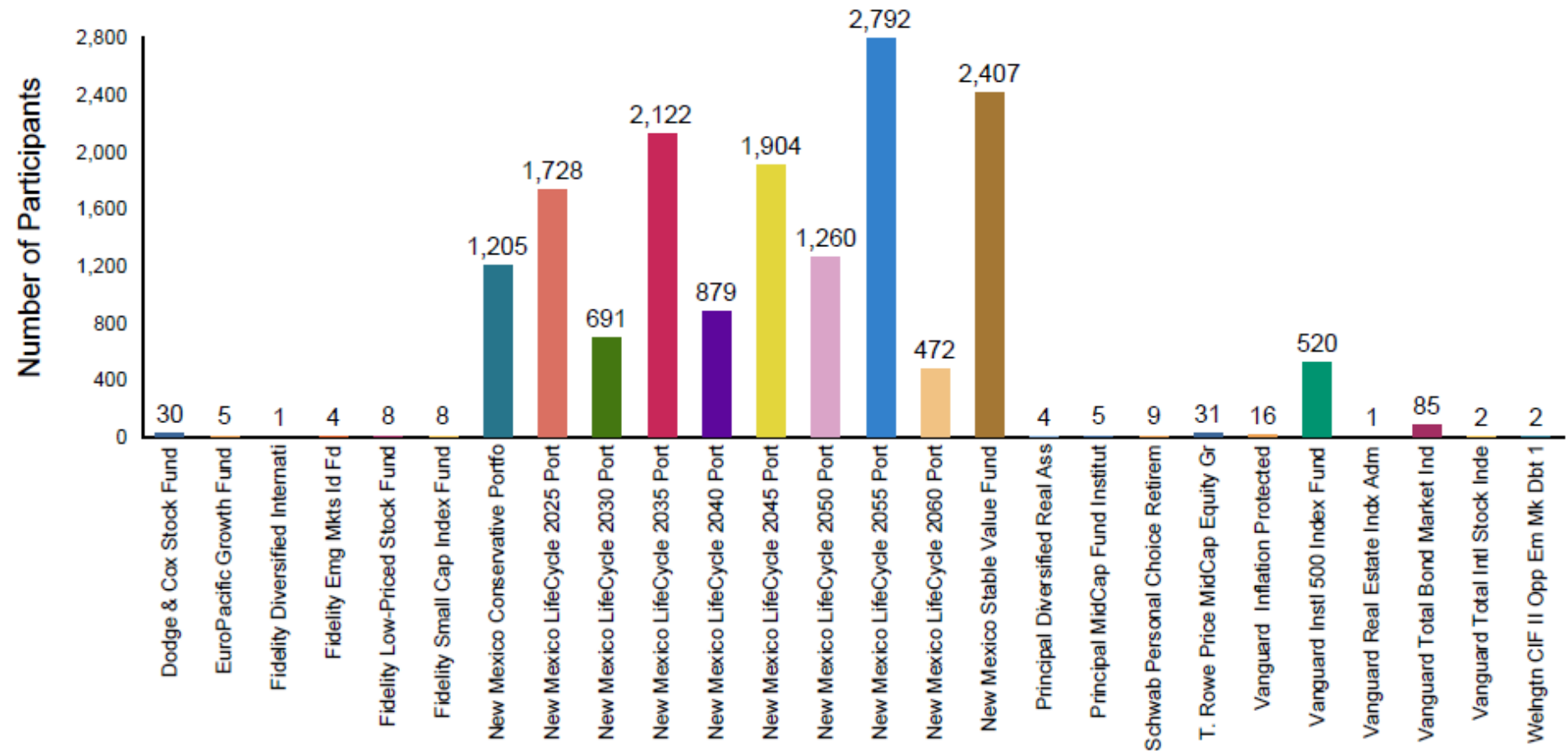
Balances by Status

As of September 30, 2023 (Deemed Loan Included)



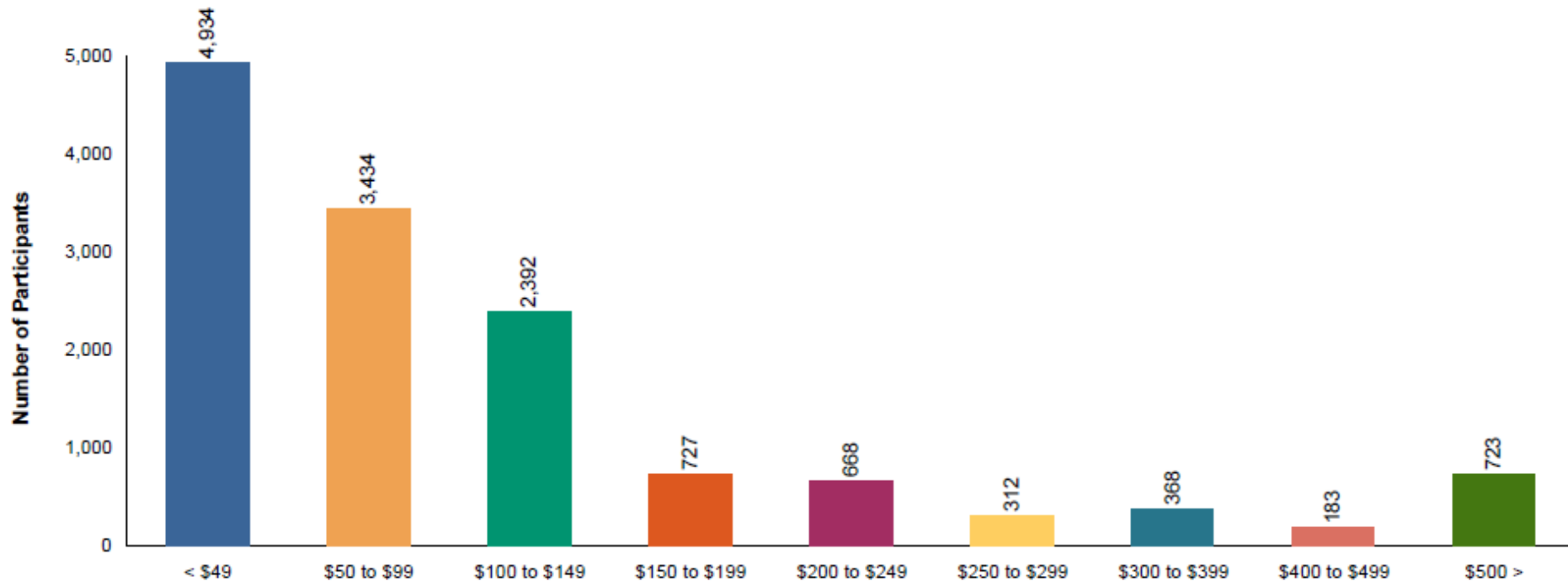
Participants with a Balance in a Single Investment

As of September 30, 2023



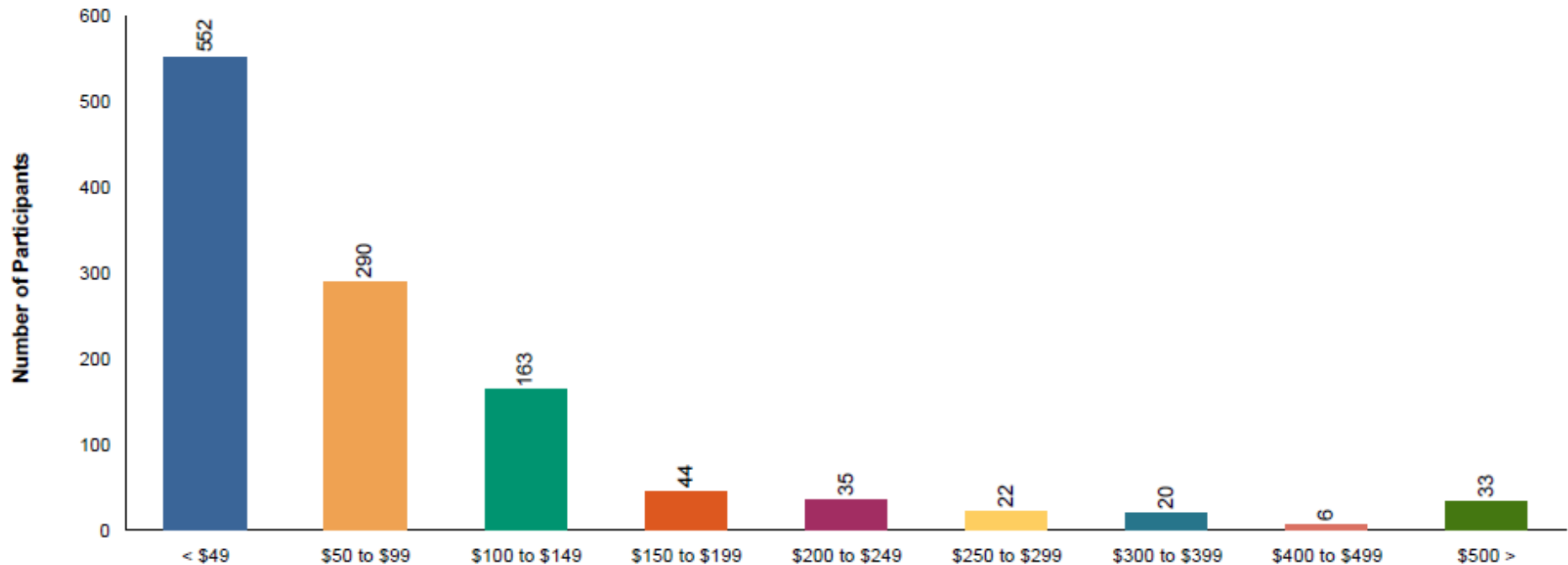
Before Tax Contribution Summary

As of September 30, 2023



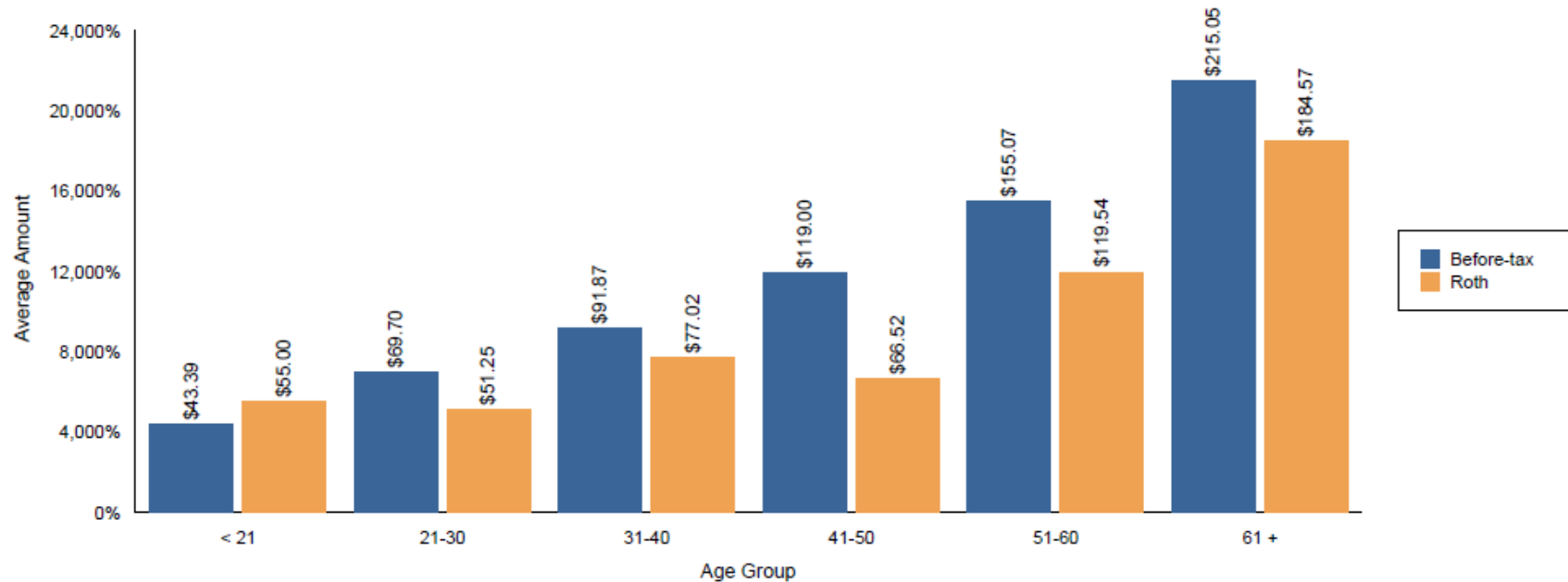
Roth Contribution Summary

As of September 30, 2023



Average Contribution Amount

As of September 30, 2023



Age Group	Before-tax Average \$	Roth Average \$
< 21	\$43.39	\$55.00
21-30	\$69.70	\$51.25
31-40	\$91.87	\$77.02
41-50	\$119.00	\$66.52
51-60	\$155.07	\$119.54
61 +	\$215.05	\$184.57
Overall	\$125.34	\$83.96

Balance by Investment As of September 30, 2023

Investment	Investment Category	Number of Participants	Average Participant	Percentage of Plan Assets	Investment Balance
Fidelity Small Cap Index Fund	Small/Mid/Specialty	3,239	\$5,110.07	2.19%	\$16,551,517.38
Vanguard Real Estate Indx Adm	Small/Mid/Specialty	757	\$1,935.97	0.19%	\$1,465,526.47
Fidelity Emg Mkts Id Fd	Global/International	369	\$4,343.64	0.21%	\$1,602,804.52
Vanguard Instl 500 Index Fund	Small/Mid/Specialty	5,852	\$31,135.86	24.16%	\$182,207,051.76
Vanguard Inflation Protected	Bonds	1,262	\$8,825.70	1.48%	\$11,138,032.44
EuroPacific Growth Fund	Global/International	845	\$9,247.61	1.04%	\$7,814,232.67
Principal MidCap Fund Institut	Small/Mid/Specialty	1,095	\$12,402.21	1.80%	\$13,580,422.79
Dodge & Cox Stock Fund	Large Cap Value	1,999	\$17,554.06	4.65%	\$35,090,573.21
Principal Diversified Real Ass	Small/Mid/Specialty	158	\$4,618.91	0.10%	\$729,788.17
T. Rowe Price MidCap Equity Gr	Small/Mid/Specialty	2,048	\$13,313.72	3.61%	\$27,266,504.28
Vanguard Total Bond Market Ind	Bonds	3,334	\$12,105.37	5.35%	\$40,359,309.79
Vanguard Total Intl Stock Inde	Global/International	2,611	\$9,843.04	3.41%	\$25,700,178.55
New Mexico Conservative Portfo	Asset Allocation	2,060	\$23,073.42	6.30%	\$47,531,238.63
New Mexico LifeCycle 2025 Port	Asset Allocation	2,431	\$21,150.04	6.82%	\$51,415,751.44
New Mexico LifeCycle 2030 Port	Asset Allocation	1,068	\$13,747.50	1.95%	\$14,682,333.60
New Mexico LifeCycle 2035 Port	Asset Allocation	2,802	\$15,430.64	5.73%	\$43,236,646.19
New Mexico LifeCycle 2040 Port	Asset Allocation	1,167	\$8,164.44	1.26%	\$9,527,897.74
New Mexico LifeCycle 2045 Port	Asset Allocation	2,342	\$11,115.43	3.45%	\$26,032,342.64
New Mexico LifeCycle 2050 Port	Asset Allocation	1,461	\$6,618.86	1.28%	\$9,670,155.24
New Mexico LifeCycle 2055 Port	Asset Allocation	3,127	\$5,743.45	2.38%	\$17,959,772.58
New Mexico LifeCycle 2060 Port	Asset Allocation	543	\$2,060.58	0.15%	\$1,118,895.03
New Mexico Stable Value Fund	Stability of Principal	5,091	\$24,957.55	16.84%	\$127,058,900.71
Fidelity Low-Priced Stock Fund	Small/Mid/Specialty	814	\$11,554.12	1.25%	\$9,405,049.93
Fidelity Diversified Internati	Global/International	1,075	\$9,123.70	1.30%	\$9,807,982.19
Schwab Personal Choice Retirem	Self Directed Brokerage	86	\$132,831.16	1.51%	\$11,423,479.78
LOAN FUND	Loan Fund	1,772	\$5,940.89	1.40%	\$10,527,250.96
Welngtn CIF II Opp Em Mk Dbt 1	Bonds	265	\$5,229.89	0.18%	\$1,385,922.07

Total Investment Balance:

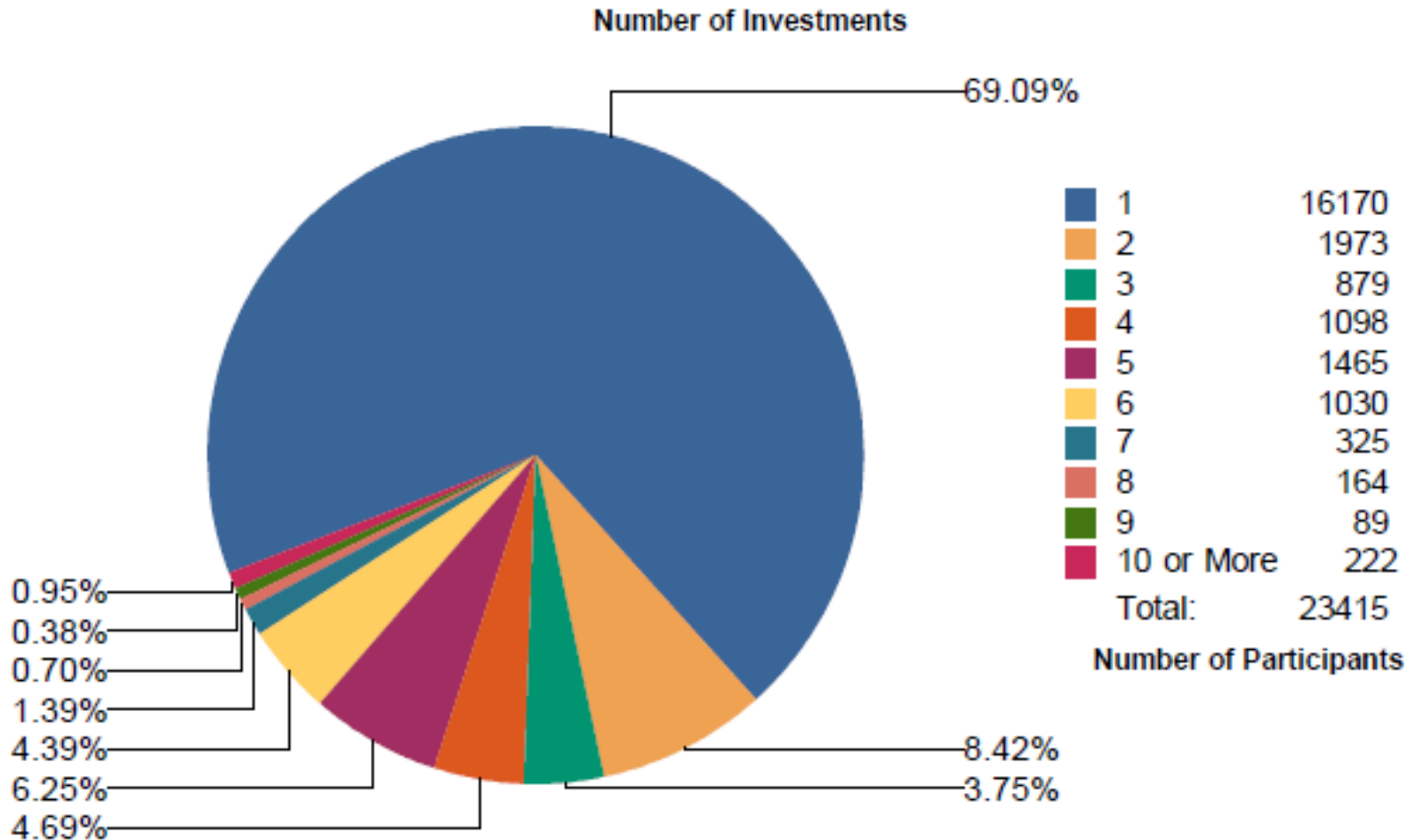
\$754,289,560.76

Total Deemed
Loan Fund:

\$3,505,184.39

Participants with Balance by Number of Investments

As of September 30, 2023



Digital Engagement

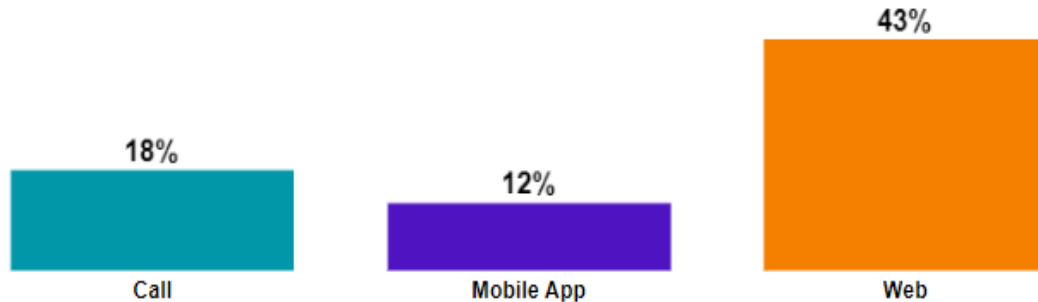


Participant Engagement

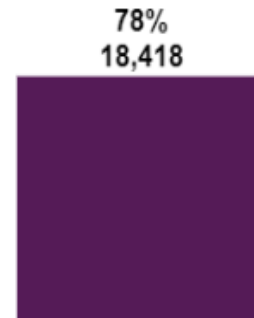
52% of Plan participants have engaged (calls, mobile, web)

43% of Plan participants have digitally engaged

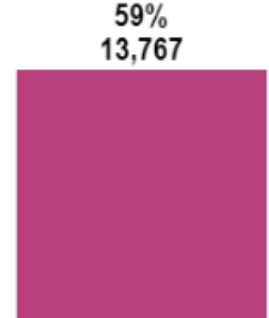
Unique Participant Engagement by Channel



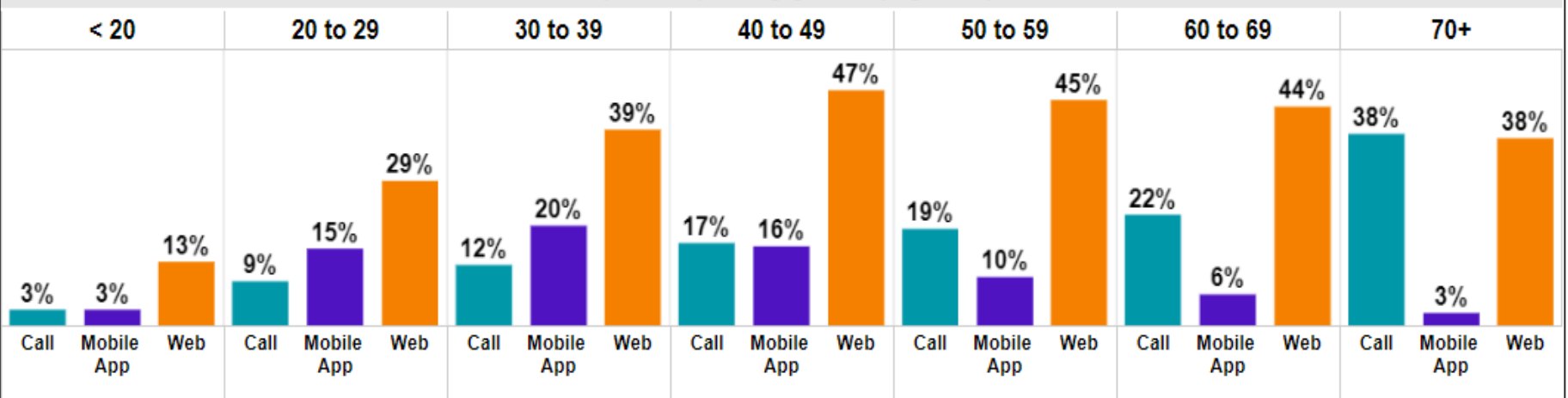
E-Delivery



Web Registration



Unique Participant Engagement by Age Group



Data as of: 9/30/2023

Digital Engagement myOrangeMoney

Unique Participant Activity	Participants	
Logged in with access to myOrangeMoney	12,138	
Viewed myOrangeMoney	11,800	97%
Engaged and interacted with myOrangeMoney	4,061	34%
Took action after using myOrangeMoney	275	7%

7% of participants took action after using myOrangeMoney

245 participants are saving an average of \$2 more per pay period (from \$205 to \$207)

42 participants changed a fund allocation

37 participants enrolled in a managed account

12 participants rolled money into a plan

- myOrangeMoney® Hide this section

Let's talk about your retirement savings ▾

\$3,890
Retained Monthly Income

\$4,375
Retained Monthly Goal

\$485
A Difference Of

The amount of my pay I can save now ?

Employee Pre Tax 8% (\$205 per pay period)

It's your choice to contribute

I want to retire at age 67

My investments might return 6% each year

View Details

+ Privacy / How This Works?

Organize My \$15

About Me

RESET MAKE CHANGE NOW

HOW DO YOU FEEL ABOUT RETIREMENT?

Data as of: 10/1/2022 to 9/30/2023

Digital Engagement

Personalized Video Engagement

Unique Participant Activity	Participants	
Viewed Personalized Video	240	
Clicked on the call to action	48	20%
Took action after viewing Personalized Video	10	4%

4% of participants took action after viewing a personalized video

5 participants changed their deferral amount

2 participants changed a fund allocation

4 participants enrolled in a managed account

Data as of: 10/1/2022 to 9/30/2023

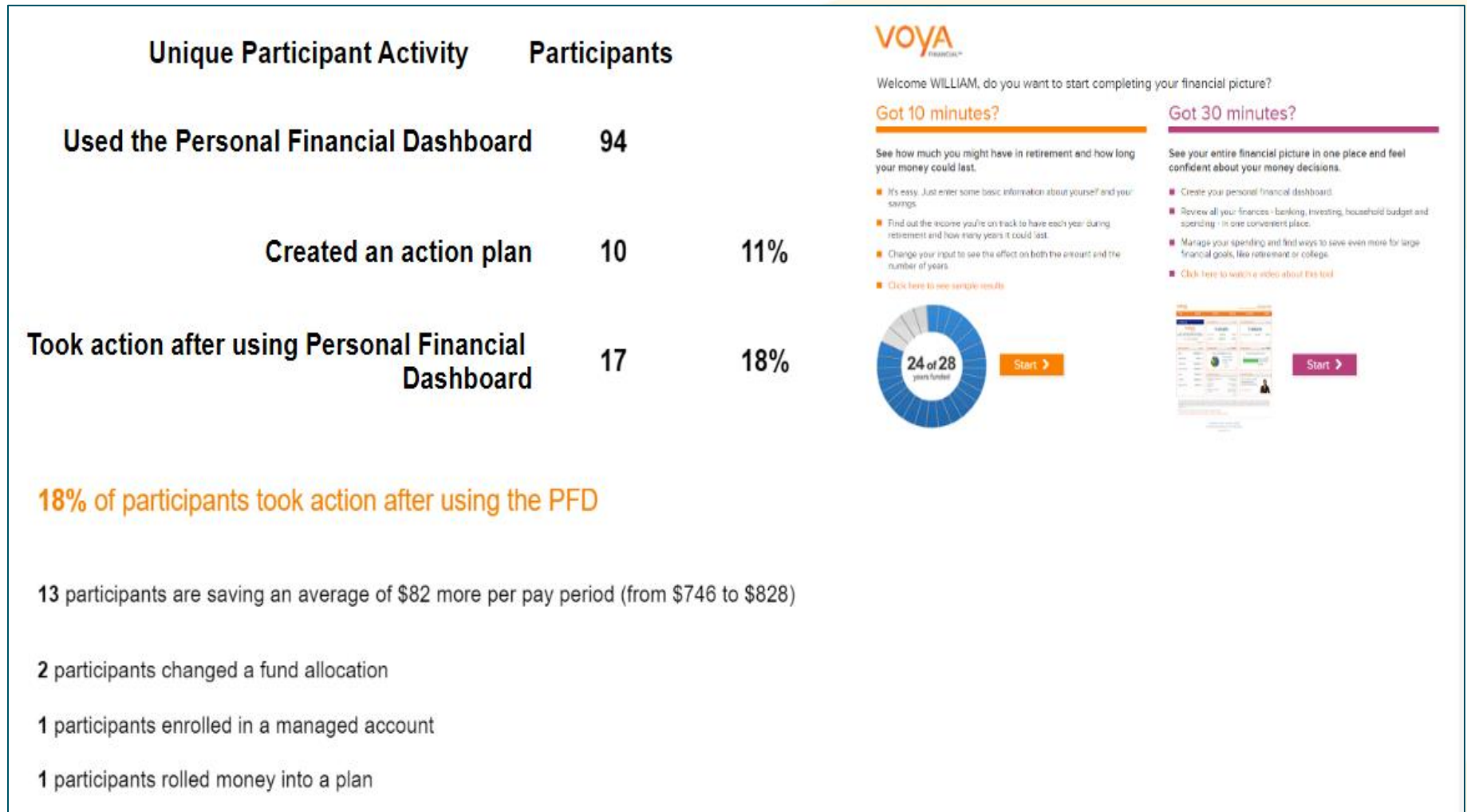
Your Retirement Journey



Show Transcript

Digital Engagement

Personal Financial Dashboard



Data as of: 10/1/2022 to 9/30/2023

Digital Engagement myOrangeMoney Loans

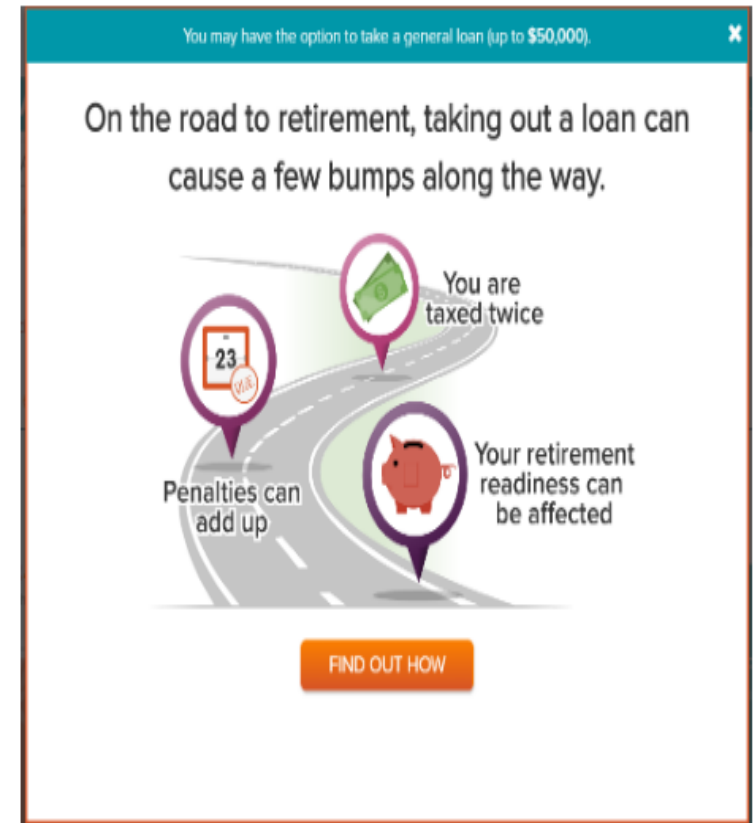
988 participants used loan guidance

317 (32%) participants used loan guidance and did not take a loan

671 (68%) participants used loan guidance and went on to take a loan

1 participants skipped loan guidance

1 (100%) participants skipped loan guidance and did not take a loan



Data as of: 10/1/2022 to 9/30/2023

Digital Engagement

Financial Wellness



How do your employees feel about their current financial situation?

Your employees



Voya book of business



1
not confident

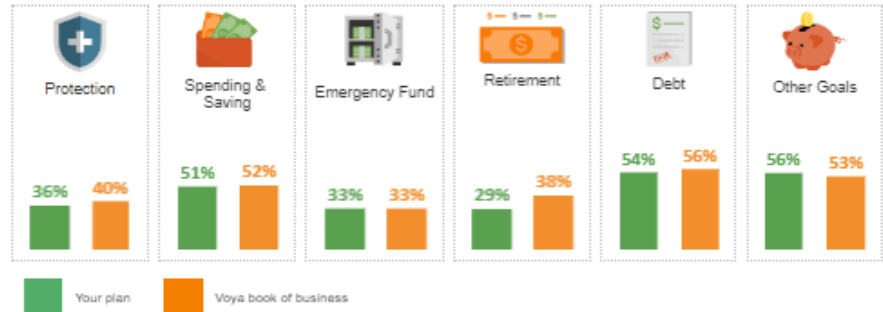
10
very confident

58% have a financial confidence of 7 or more
(Voya book of business: 52%)



Percent of employees on track by pillar

43% of your employees' pillar scores are green
(Voya book of business: 45%)

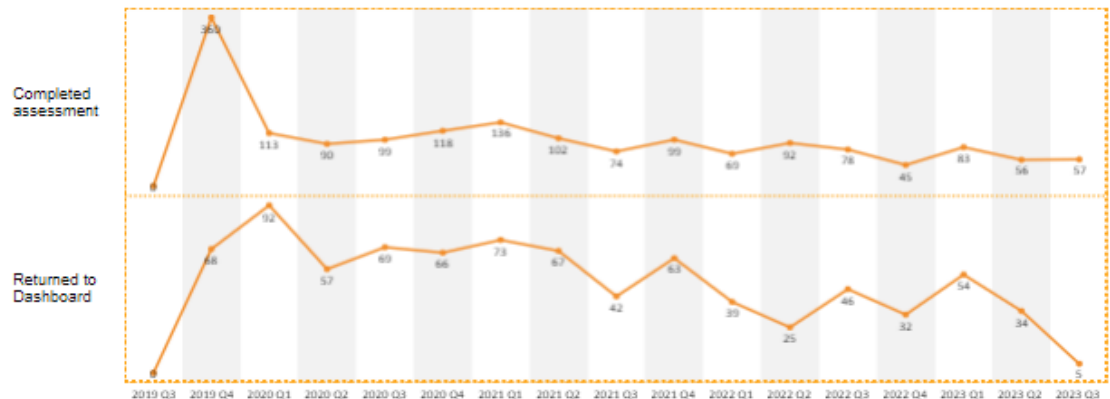


Engagement

	# of participants	% of participants	Voya Book of Business
Started Financial Wellness assessment	1,157	--	--
Completed assessment and viewed results	1,048	90%	89%
Viewed dashboard after completing assessment	832	80%	79%



Trending



Data as of: 9/30/2023

Personalized Messaging



Personalized Messaging Save More Results

634 (10%) participants targeted took action after opening a Save More email

24 participants are saving an average of 1.0% more per pay period (from 0.0% to 1.0%)

633 participants are saving an average of \$34 more per pay period (from \$119 to \$152)

Unique participant activity

Participants

Unique participants delivered



9,105

Unique participants opened



6,041

66%

Unique participants clicked



1,115

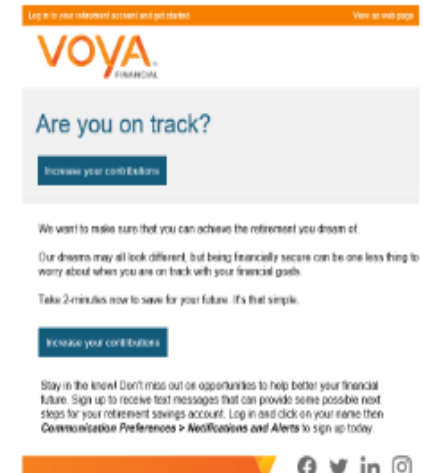
18%

Participants took action after opening



634

10%



Personalized Messaging

Beneficiary Results

132 (12%) participants named a beneficiary after opening a Beneficiary email

Unique participant activity

Participants

Unique participants delivered



1,754

Unique participants opened



1,064

61%

Unique participants clicked



348

33%

Participants took action after opening



132





12%



Personalized Messaging

Diversification Results

22 (1%) participants targeted diversified their account after opening a Diversification email

Unique participant activity		Participants	
Unique participants delivered		2,853	
Unique participants opened		1,905	67%
Unique participants clicked		354	19%
Participants took action after opening		22	1%

Log in to your retirement account and get started [View as web page](#)

VOYA
FINANCIAL

So simple, it's genius
We could all use a little more balance.
Your retirement account is no different.

You may want to check in to be sure your investments are diverse in your retirement account. Diversification* of your investments help to better manage your investment risk and weather the ups and downs of financial markets – so you can look forward to retiring well.


Ready?
Sound complicated?
No worries, we've made it simple.

[Log in now](#)

Log in to your account and select **Investments & Research** and **Manage Investments** to balance your account.

To learn more about diversification, watch this video on investing.

[Watch Now](#)



Personalized Messaging Restart Savings Results

54 (10%) participants targeted resumed contributions after opening a Restart Savings email

54 participants are saving an average of \$43 more per pay period (from \$0 to \$43)

Unique participant activity

Participants

Unique participants delivered



1,199

Unique participants opened



563

47%

Unique participants clicked



60



11%

Participants took action after opening



54





10%

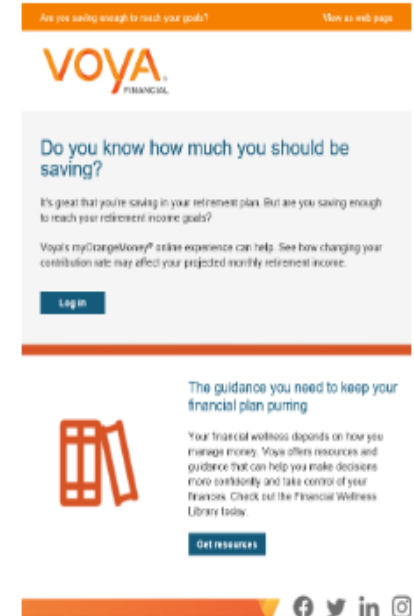


Personalized Messaging

Financial Wellness Results

198 (2%) participants targeted completed the Financial Wellness Assessment after opening a Quarterly Education email





Unique participant activity		Participants	
Unique participants delivered		11,412	
Unique participants opened		8,504	75%
Unique participants clicked		1,574	19%
Participants took action after opening		198	2%

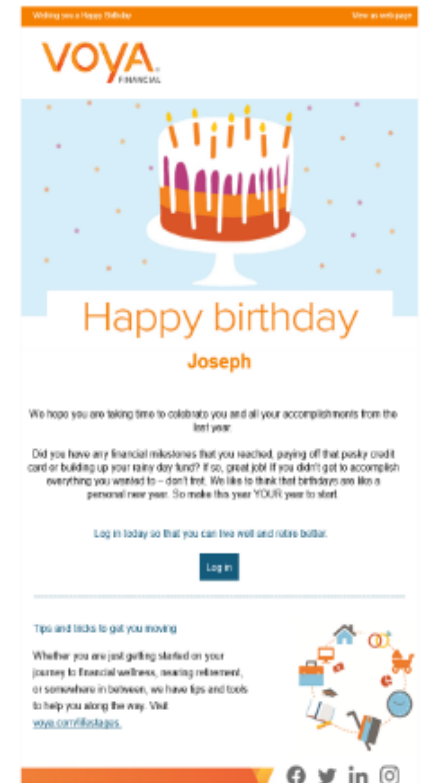


Personalized Messaging

Birthday Results

528 (15%) participants logged into their account after opening the email

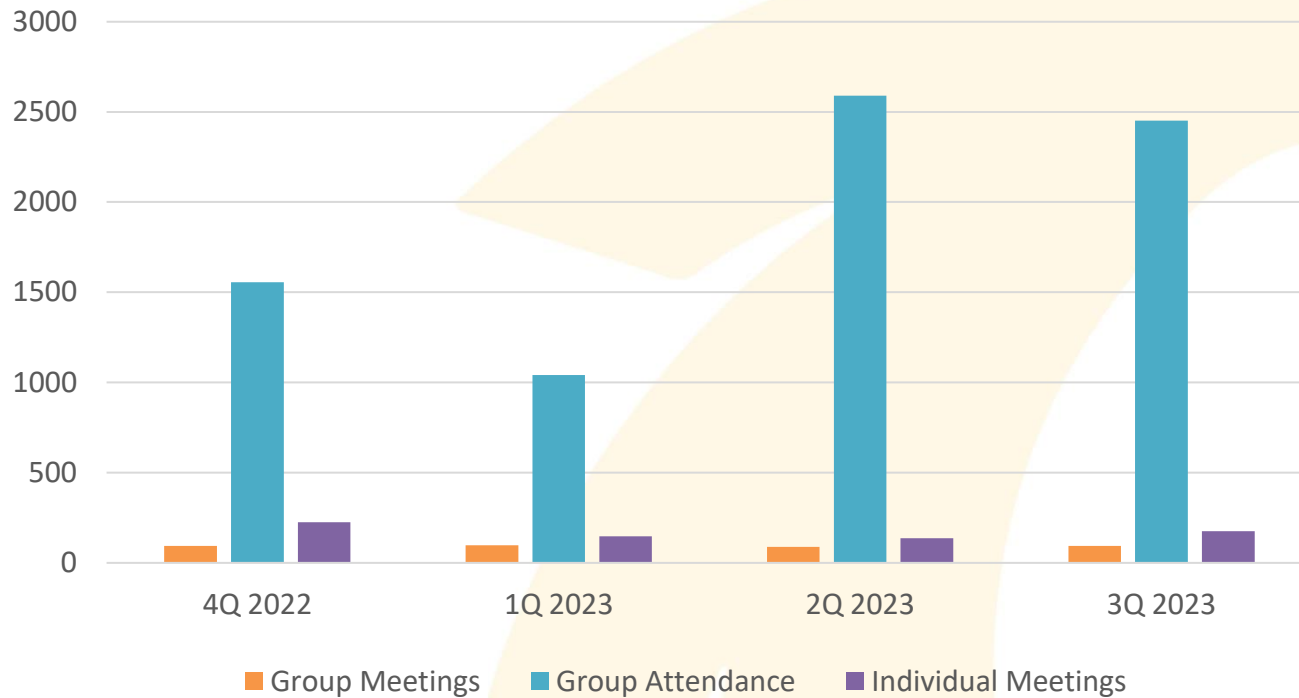
Unique participant activity		Participants	
Unique participants delivered		7,361	
Unique participants opened		3,564	48%
Unique participants clicked		321	9%
Participants took action after opening		528	15%



Outreach Update



Outreach Meeting Activity



	4Q 2022	1Q 2023	2Q 2023	3Q 2023
Group Meetings	94	97	88	93
Group Attendees	1,555	1,041	2,590	2,451
Individual Meetings	225	147	136	175

Outreach Meeting Activity

Week Ending	Plan Number	Entity/Agency	Department	Location	Rep	Group Attendees	One/One
07/04/2023	626205	State of NM	Tax/Revenue	Santa Fe	Rappmund	10	3
07/04/2023	626205	State of NM	Tax/Revenue	Albuquerque	Rappmund		2
07/04/2023	626205	State of NM	Department of Health	Las Vegas	Rappmund		3
07/07/2023	626105	Bernalillo County		Albuquerque	Lium		3 1
07/07/2023	626112	City of Albuquerque		Albuquerque	Lium		4 1
07/07/2023	626112	Albuquerque Fire Rescue	Station 22	Albuquerque	Lium		5 2
07/14/2023	626253	Santa Fe County	Countywide	Santa Fe	Rappmund	14	2
07/14/2023	626205	State of NM	Department of Health	Las Vegas	Rappmund		1
07/14/2023	626205	State of NM	Department of Health	Santa Fe	Rappmund	33	1
07/14/2023	626112	City of Albuquerque		Albuquerque	Rappmund		3 3
07/14/2023	626205	Administrative Office of the Courts	Metropolitan Court	Albuquerque	Rappmund		24
07/14/2023	626205	PERA	PERA/Retirement Seminar	Albuquerque	Rappmund		26
07/14/2023	626105	Bernalillo County		Albuquerque	Rappmund		2
07/14/2023	626205	Human Services Department		Albuquerque	Rappmund		1
07/14/2023	626205	Aging and Long Term Services Department		Albuquerque	Rappmund		1
07/21/2023	626205	State of NM	Department of Health	Las Vegas	Rappmund	8	7
07/21/2023	626134	Santa Fe City	Citywide	Santa Fe	Rappmund	37	5
07/21/2023	626214	Town of Red River	Citywide	Red River	Rappmund	21	5
07/21/2023	626229	Village of Eagle Nest	Admin/HR	Eagle Nest	Rappmund		1
07/21/2023	626105	Bernalillo County	New Employee Orientation	Albuquerque	Rappmund		20
07/21/2023	626112	City of Albuquerque		Albuquerque	Rappmund		3 1
07/21/2023	626150	Dona Ana County		Las Cruces	Uribe		1
07/21/2023	626205	Taxation & Revenue Department		Las Cruces	Uribe		1
07/21/2023	626205	Aging & Long Term Services Dept.		Las Cruces	Uribe		1
07/21/2023	626137	City of Sunland Park		Sunland Park	Uribe		2
07/21/2023	626126	City of Las Cruces		Las Cruces	Uribe		1
07/21/2023	626155	Elephant Butte Irrigation District		Las Cruces	Uribe		1
07/21/2023	626205	Department of Health		Deming	Uribe		1
07/28/2023	626253	Santa Fe County	Countywide	Santa Fe	Rappmund	17	4
07/28/2023	626134	Santa Fe City	Citywide	Santa Fe	Rappmund		2
07/28/2023	626253	Santa Fe County	Countywide	Santa Fe	Rappmund	76	13
07/28/2023	626112	City of Albuquerque		Albuquerque	Rappmund		3 2
07/28/2023	626105	Bernalillo County		Albuquerque	Rappmund		3 1

Outreach Meeting Activity cont.

Week Ending	Plan Number	Entity/Agency	Department	Location	Rep	Group Attendees	One/One
07/28/2023	626205	Taxation and Revenue Department		Albuquerque	Rappmund	6	1
07/28/2023	626205	Department of Transportation		Albuquerque	Rappmund	2	1
07/28/2023	626137	City of Sunland Park		Sunland Park	Uribe		1
07/28/2023	626205	Department of Health		Deming	Uribe		1
07/28/2023	626205	Department of Game and Fish		Las Cruces	Uribe		2
08/04/2023	626205	State of NM	Department of Health	Albuquerque	Rappmund		2
08/04/2023	626123	City of Gallup	Citywide	Gallup	Rappmund	54	12
08/04/2023	626158	Gallup Housing Authority	Admin/HR	Gallup	Rappmund		6
08/04/2023	626105	Bernalillo County	New Employee Orientation	Albuquerque	Rappmund	35	1
08/04/2023	626112	City of Albuquerque		Albuquerque	Rappmund	3	1
08/04/2023	626112	City of Albuquerque	Family and Community Services	Albuquerque	Rappmund	20	
08/04/2023	626124	City of Grants	PERA/Retirement Seminar	Grants	Rappmund	20	4
08/04/2023	626205	Department of Health		Albuquerque	Rappmund		1
08/04/2023	626126	City of Las Cruces		Las Cruces	Uribe		2
08/04/2023	626205	Department of Game and Fish		Las Cruces	Uribe		1
08/04/2023	626155	Elephant Butte Irrigation District		Las Cruces	Uribe		1
08/11/2023	626253	Santa Fe County	Countywide	Santa Fe	Rappmund	17	3
08/11/2023	626205	State of NM	Department of Health	Santa Fe	Rappmund	20	3
08/11/2023	626205	State of NM	Tax/Revenue	Santa Fe	Rappmund	13	4
08/11/2023	626109	Central Regional Educational Cooperative		Albuquerque	Rappmund	8	0
08/11/2023	626112	City of Albuquerque		Albuquerque	Rappmund	4	2
08/11/2023	626105	Bernalillo County		Albuquerque	Rappmund	4	3
08/11/2023	626205	Department of Game and Fish		Albuquerque	Rappmund	165	8
08/11/2023	626112	Albuquerque Fire Rescue	IAFF Lodge	Albuquerque	Rappmund	6	1
08/11/2023	626102	Albuquerque Bernalillo County Water Utility Authority		Albuquerque	Rappmund		1
08/11/2023	626205	Department of Game and Fish	Retirement Seminar	Las Cruces	Uribe	120	8
08/11/2023	626126	City of Las Cruces		Las Cruces	Uribe	2	5
08/11/2023	626155	Elephant Butte Irrigation District		Las Cruces	Uribe		1
08/11/2023	626137	City of Sunland Park		Sunland Park	Uribe		1
08/11/2023	626205	NM State	PERA Mid-Career Retirement Webinar	Las Cruces	Uribe	45	
08/18/2023	626205	State of NM	Department of Health	Las Vegas	Rappmund		2
08/18/2023	626189	Rio Arriba County	Admin/HR	Espanola	Rappmund		4
08/18/2023	626206	Taos County	Countywide	Santa Fe	Rappmund		3

Outreach Meeting Activity cont.

Week Ending	Plan Number	Entity/Agency	Department	Location	Rep	Group Attendees	One/One
08/18/2023	626205	State of NM	Tax/Revenue	Albuquerque	Rappmund		1
08/18/2023	626123	City of Gallup	Citywide	Gallup	Rappmund		2
08/18/2023	626105	Bernalillo County	New Employee Orientation	Albuquerque	Rappmund	27	
08/18/2023	626112	City of Albuquerque		Albuquerque	Rappmund	4	1
08/18/2023	626112	City of Albuquerque	Retirement Seminar	Albuquerque	Rappmund	50	4
08/18/2023	626144	County of Grant	PERA/Retirement Seminar	Silver City	Rappmund	23	3
08/18/2023	626126	City of Las Cruces	PERA/Retirement Seminar	Las Cruces	Rappmund	100	20
08/18/2023	626198	NM School for the Blind and Visually Impaired	PERA/Retirement Seminar	Alamogordo	Rappmund	17	3
08/18/2023	626111	City of Alamogordo		Alamogordo	Uribe		1
08/18/2023	626133	City of Roswell		Roswell	Uribe		1
08/18/2023	626167	Luna County	PERA/Retirement Seminar	Deming	Uribe	28	5
08/18/2023	626150/626126	Dona Ana County/City of Las Cruces Seminar	PERA/Retirement Seminar	Las Cruces	Uribe	130	12
08/18/2023	626137	City of Sunland Park	PERA/Retirement Seminar	Sunland Park	Uribe	25	3
08/18/2023	626145	Lincoln County Seminar	PERA/Retirement Seminar	Carrizoso	Uribe	5	2
08/25/2023	626253	Santa Fe County	Countywide	Santa Fe	Rappmund	10	1
08/25/2023	626189	Rio Arriba County	Admin/HR	Espanola	Rappmund		2
08/25/2023	626123	City of Gallup	Citywide	Gallup	Rappmund		2
08/25/2023	626158	Gallup Housing Authority	Admin/HR	Gallup	Rappmund		1
08/25/2023	626105	Bernalillo County		Albuquerque	Rappmund	2	0
08/25/2023	626112	City of Albuquerque		Albuquerque	Rappmund	3	2
08/25/2023	626233	Village of Los Lunas	Fire Department	Los Lunas	Rappmund	2	1
08/25/2023	626111	City of Alamogordo		Alamogordo	Uribe		1
08/25/2023	626126	City of Las Cruces		Las Cruces	Uribe		12
08/25/2023	626146	Sierra County	PERA/Retirement Seminar	Truth or Consequences	Uribe	17	12
08/25/2023	626205	Department of Game and Fish		Las Cruces	Uribe		1
09/01/2023	626253	Santa Fe County	Countywide	Santa Fe	Rappmund		2
09/01/2023	626206	Taos County	Countywide	Santa Fe	Rappmund		1
09/01/2023	626244	Taos Ski Valley	Admin/HR	Santa Fe	Rappmund		2
09/01/2023	626123	City of Gallup	Citywide	Gallup	Rappmund		1
09/01/2023	626205	State of NM	Public Safety	Santa Fe	Rappmund		1
09/01/2023	626105	Bernalillo County	New Employee Orientation	Albuquerque	Rappmund	50	
09/01/2023	626112	City of Albuquerque		Albuquerque	Rappmund	4	2
09/01/2023	626112	City of Albuquerque	Human Resources Training	Albuquerque	Rappmund	4	

Outreach Meeting Activity cont.

Week Ending	Plan Number	Entity/Agency	Department	Location	Rep	Group Attendees	One/One
09/01/2023	626112	City of Albuquerque	Parks and Recreation	Albuquerque	Rappmund	3	1
09/01/2023	626205	Administrative Office of the Courts	13th Judicial District Court	Bernalillo	Rappmund	17	8
09/01/2023	626105	Bernalillo County		Albuquerque	Rappmund	2	
09/01/2023	626137	City of Sunland Park		Sunland Park	Uribe		1
09/01/2023	626146	Sierra County		Truth or Consequences	Uribe		2
09/01/2023	626150	Dona Ana County		Las Cruces	Uribe		1
09/01/2023	626126	City of Las Cruces		Las Cruces	Uribe		9
09/01/2023	626133	City of Roswell		Roswell	Uribe		2
09/01/2023	626241	Village of Ruidoso		Ruidoso	Uribe		4
09/08/2023	626253	Santa Fe County	Countywide	Santa Fe	Rappmund	15	2
09/08/2023	626205	State of NM	Tax/Revenue	Santa Fe	Rappmund	20	3
09/08/2023	626217	Town of Taos	Citywide	Santa Fe	Rappmund		2
09/08/2023	626122	City of Aztec	Citywide	Aztec	Rappmund		2
09/08/2023	626205	State of NM	Statewide	Farmington	Rappmund		2
09/08/2023	626250	San Juan County	Countywide	Santa Fe	Rappmund		3
09/08/2023	626244	Taos Ski Valley	Admin/HR	Santa Fe	Rappmund		2
09/08/2023	626205	State of NM	Department of Health	Santa Fe	Rappmund		3
09/08/2023	626122	City of Farmington	Citywide	Farmington	Rappmund		2
09/08/2023	626105	Bernalillo County	Countywide	Santa Fe	Rappmund		2
09/08/2023	626112	City of Albuquerque		Albuquerque	Rappmund	2	2
09/08/2023	626112	Albuquerque Fire Rescue	Station 2 - C Shift	Albuquerque	Rappmund	5	3
09/08/2023	626112	Albuquerque Fire Rescue	Station 2 - B Shift	Albuquerque	Rappmund	2	1
09/08/2023	626123	City of Gallup		Gallup	Rappmund	3	
09/08/2023	626237	Village of Milan		Milan	Rappmund		1
09/08/2023	626205	Department of Transportation	District 6 - AM	Milan	Rappmund	12	10
09/08/2023	626205	Department of Transportation	District 6 - PM	Milan	Rappmund	6	6
09/08/2023		Northwest NM Council of Governments	Plan Adoption	Gallup	Lium	3	1
09/08/2023	626167	Luna County		Deming	Uribe	3	2
09/08/2023	626205	Department of Health	Retirement Seminar	Deming	Uribe	27	4
09/08/2023	626125	City of Hobbs		Hobbs	Uribe		5
09/08/2023	626183	Otero County		Alamogordo	Uribe		4
09/08/2023	626117	City of Deming		Deming	Uribe		2
09/08/2023	626116	City of Carlsbad		Carlsbad	Uribe		4

Outreach Meeting Activity cont.

Week Ending	Plan Number	Entity/Agency	Department	Location	Rep	Group Attendees	One/One
09/15/2023	626122	City of Farmington	Citywide	Farmington	Rappmund	88	20
09/15/2023	626250	San Juan County	Countywide	Aztec	Rappmund	57	16
09/15/2023	626205	State of NM	Department of Health	Santa Fe	Rappmund		2
09/15/2023	626189	Rio Arriba County	Countywide	Espanola	Rappmund		1
09/15/2023	626205	State of NM	Public Safety	Santa Fe	Rappmund		1
09/15/2023	626105	Bernalillo County	New Employee Orientation	Albuquerque	Lium	50	
09/15/2023	626105	Bernalillo County	Fire Department	Albuquerque	Lium	5	
09/15/2023	626112	City of Albuquerque		Albuquerque	Lium	3	2
09/15/2023	626205	Department of Health		Albuquerque	Lium	4	2
09/15/2023	626191	Village of Ruidoso Downs		Ruidoso Downs	Uribe		2
09/15/2023	626137	City of Sunland Park		Sunland Park	Uribe		4
09/15/2023	626224	Village of Cloudcroft		Cloudcroft	Uribe		1
09/15/2023	626245	Village of Tularosa		Tularosa	Uribe		1
09/15/2023	626205	Department of Health	Retirement Webinar	Las Cruces	Uribe	30	4
09/15/2023	626205	NM State	PERA Retirement Webinar	Las Cruces	Uribe	74	5
09/22/2023	626122	City of Farmington	Citywide	Farmington	Rappmund		3
09/22/2023	626250	San Juan County	Countywide	Aztec	Rappmund		5
09/22/2023	626142	Colfax County	Countywide	Santa Fe	Rappmund		1
09/22/2023	626171	Mora County	Countywide	Santa Fe	Rappmund		1
09/22/2023	626161	Harding County	Courts	Roy	Rappmund		1
09/22/2023	626253	Santa Fe County	Countywide	Santa Fe	Rappmund	15	1
09/22/2023	626205	State of NM	Department of Health	Santa Fe	Rappmund	5	18
09/22/2023		Torrance County		Estancia	Lium	4	1
09/22/2023		EMW Gas Association		Estancia	Lium	3	1
09/22/2023		Town of Moriarty		Moriarty	Lium	2	1
09/22/2023	626205	Department of Transportation	Patrol Yard	Estancia	Lium		1
09/22/2023		Town of Estancia		Estancia	Lium		1
09/22/2023	626105	Bernalillo County Fire	Station 48	Albuquerque	Lium	4	2
09/22/2023	626105	Bernalillo County Fire	Station 46	Sandia Park	Lium	5	1
09/22/2023	626112	City of Albuquerque		Albuquerque	Lium	3	3
09/22/2023	626205	District Attorney, 3rd Judicial District		Las Cruces	Uribe		1
09/22/2023	626206	Court - 3rd Judicial District		Las Cruces	Uribe		1
09/22/2023	626205	Department of Transportation	Patrol Yard	Roswell	Uribe		2

Outreach Meeting Activity cont.

Week Ending	Plan Number	Entity/Agency	Department	Location	Rep	Group Attendees	One/One
09/22/2023	626167	Luna County		Deming	Uribe		2
09/22/2023	626126	City of Las Cruces		Las Cruces	Uribe		3
09/22/2023	626155	Elephant Butte Irrigation District		Las Cruces	Uribe		1
09/22/2023	626205	Department of Game and Fish		Las Cruces	Uribe		1
09/22/2023	626137	City of Sunland Park		Sunland Park	Uribe		1
09/29/2023	626127	City of Las Vegas	Admin/HR	Las Vegas	Rappmund		2
09/29/2023	626134	Santa Fe City	Water	Santa Fe	Rappmund	12	5
09/29/2023	626205	State of NM	Statewide	Santa Fe	Rappmund		1
09/29/2023	626250	San Juan County	Countywide	Santa Fe	Rappmund		2
09/29/2023	626205	State of NM	Tax/Revenue	Santa Fe	Rappmund		1
09/29/2023	626205	State of NM	Public Safety	Santa Fe	Rappmund		2
09/29/2023	525105	Bernalillo County	New Employee Orientation	Albuquerque	Lium	25	2
09/29/2023		Village of Los Lunas		Los Lunas	Lium		1
09/29/2023		Valencia County		Los Lunas	Lium		1
09/29/2023	626205	Division of Vocational Rehabilitation	State Meeting	Bernalillo	Lium	250	12
09/29/2023	626101	Albuquerque Bernalillo County Water Utility Authority	Employee Picnic	Albuquerque	Lium	250	15
09/29/2023	626205	NM Public School Facilities Authority		Albuquerque	Lium	8	1
09/29/2023	626112	City of Albuquerque	Parks and Recreation	Albuquerque	Lium	4	1
09/29/2023	626205	Department of Transportation	Retirement Seminar	Roswell	Uribe	37	9
09/29/2023	626191	Village of Ruidoso Downs	Retirement Seminar	Ruidoso Downs	Uribe	6	4
09/29/2023	626241	Village of Ruidoso	Retirement Seminar	Ruidoso	Uribe	32	7
09/29/2023	626137	City of Sunland Park		Sunland Park	Uribe		5

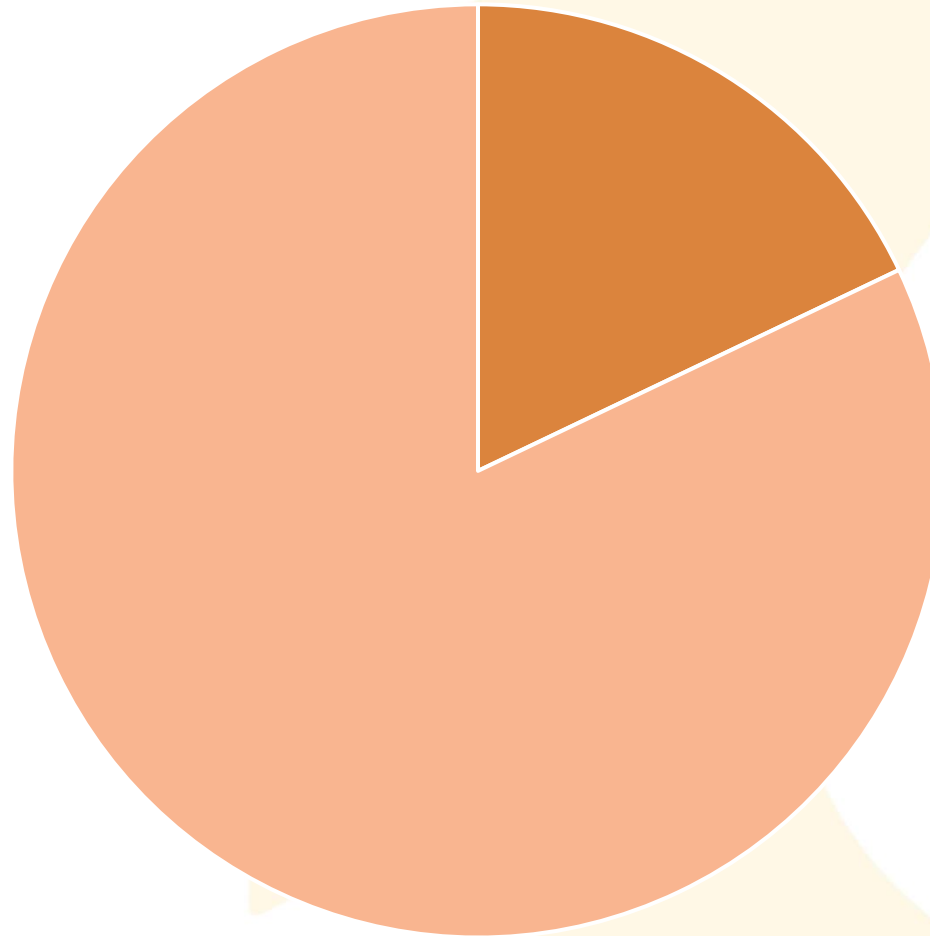
09/29/2023	State of NM	626205	Public Safety	Santa Fe	Rappmund		2
------------	-------------	--------	---------------	----------	----------	--	---

Participant Services



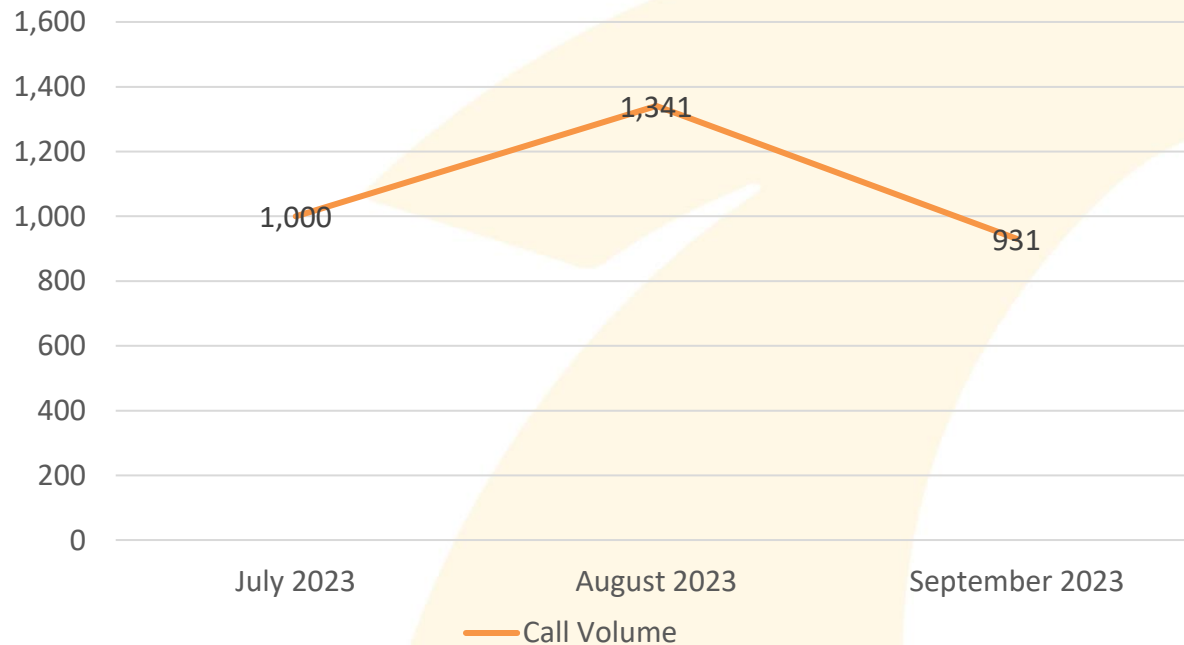
Participant Contact Summary

July 1, 2023 - September 30, 2023



■ Call Center (9,357) ■ Participant Web (42,883)

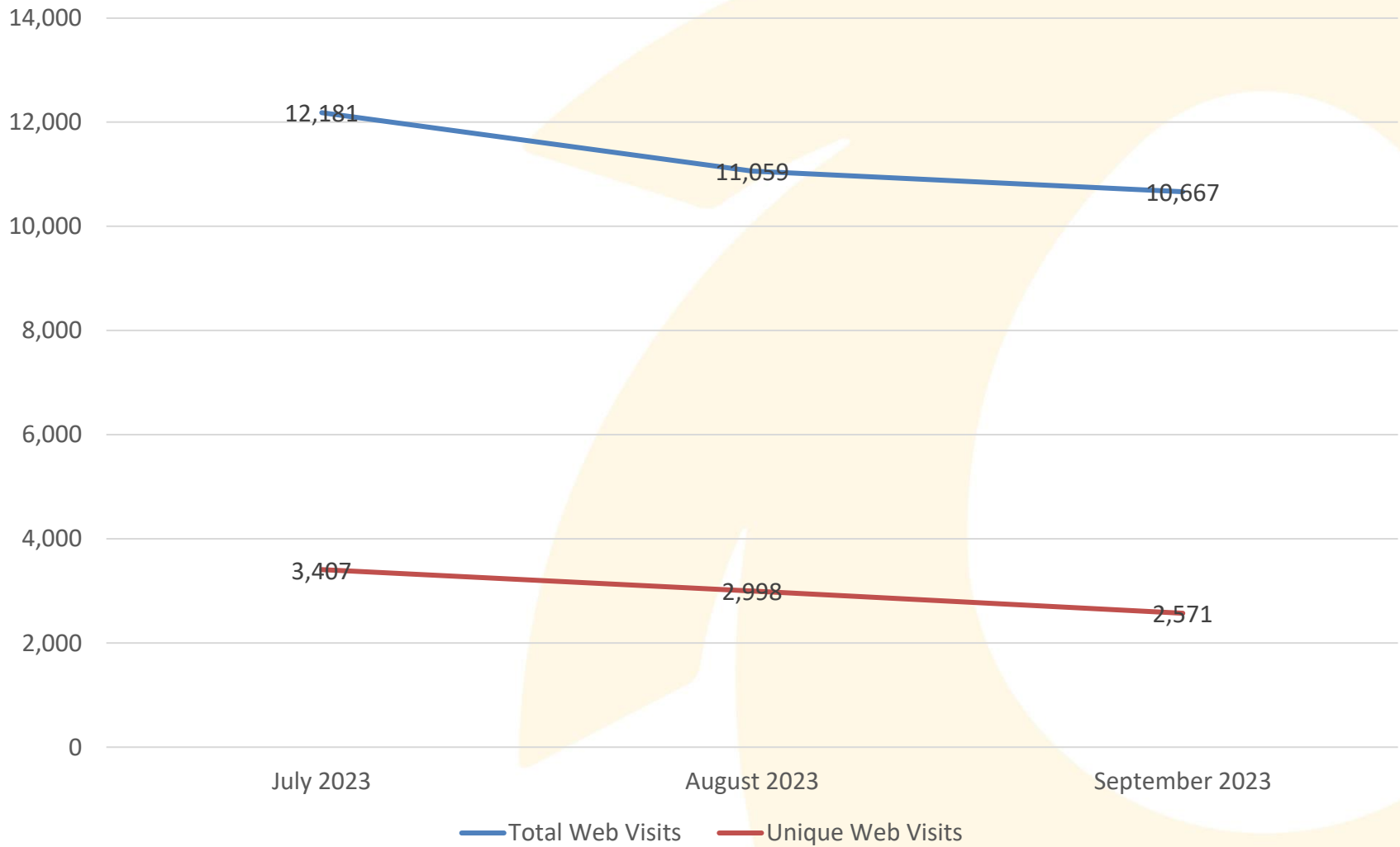
Call Center Activity July 1, 2023 – September 30, 2023



	Call Volume	Average Speed of Answer (Seconds)	Average Call Length (Minutes)	Number of Abandoned Calls	Percentage of Abandoned Calls
July 2023	1,000	9	7:18	2	0.00%
August 2023	1,341	7	6:95	0	0.00%
September 2023	931	8	7:07	1	0.00%

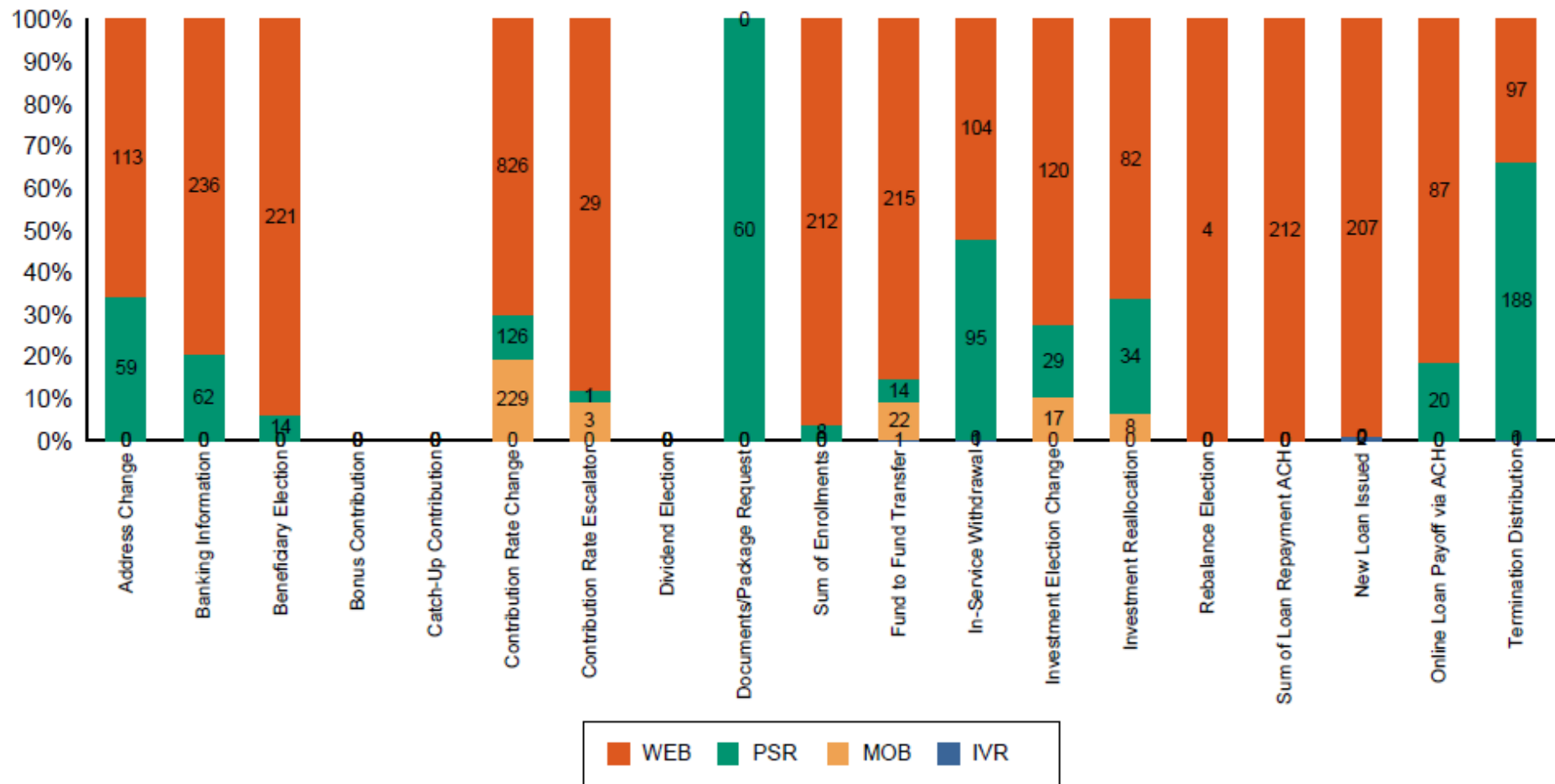
Participant Web Activity

July 1, 2023 - September 30, 2023



Paperless Transactions by Channel

July 1, 2023 - September 30, 2023



Paperless Transactions Volume

July 1, 2023 - September 30, 2023

Paperless Transaction Description	Transaction Volume
Address Change	172
Banking Information	298
Beneficiary Election	235
Bonus Contribution	0
Catch-up Contribution	0
Contribution Rate Change	1,181
Contribution Rate Escalator	33
Dividend Election	0
Document/Package Request	60
Fund to Fund Transfer	252
In-service Withdrawal	200
Investment Election Change	166
Investment Reallocation	124
Rebalance Election	4
Loan Repayment ACH Election	212
New Loans Issued	209
Online Loan Payoff via ACH	107
Termination Distribution	286

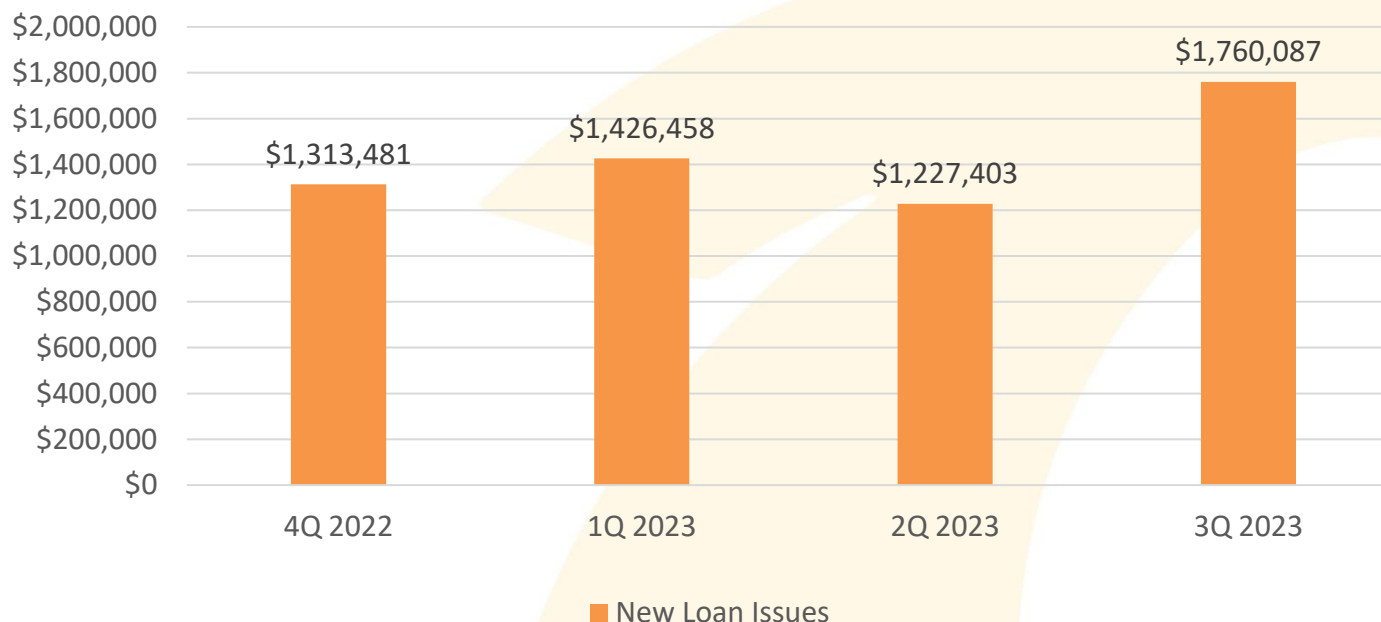
Enrollments for the Period: 220

Transaction Processed Summary

July 1, 2023 - September 30, 2023

Transactions	Transaction Volume
Contributions	82,771
Rebalance Transfers	43
Loan Repayment	5,081
Loans Re-amortized	4
Dividend Pass-Throughs	0
Dividend Reinvestments	13,400
Fee Deductions	26,576
Installment Distributions via Check	131
Installment Distributions via ACH	741
Forced Deminimus Distributions	0
Required Minimum Distributions	3
Forced Default Rollover Distributions	0
Total:	128,750

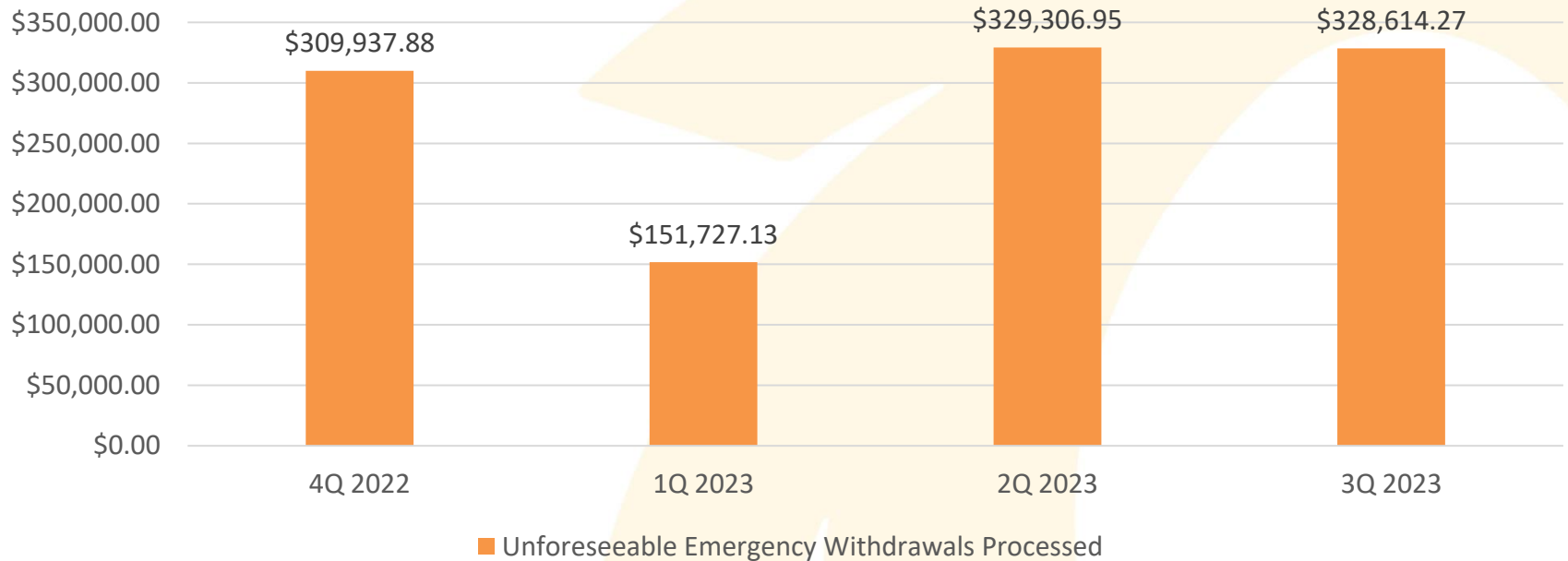
Loan Summary As of September 30, 2023



New Loans Issued 3Q 2023	\$1,760,086.85
Total Outstanding Loans as of September 30, 2023	1,773
Total Outstanding Loan Balance as of September 30, 2023	\$10,527,250.96
Total Outstanding Deemed Loan Balance as of September 30, 2023	\$3,505,184.39

Unforeseeable Emergency Withdrawal Summary

As of September 30, 2023



	Q4 2022	Q1 2023	Q2 2023	Q3 2023
Processed	79	62	91	98
Rejected	106	128	172	142

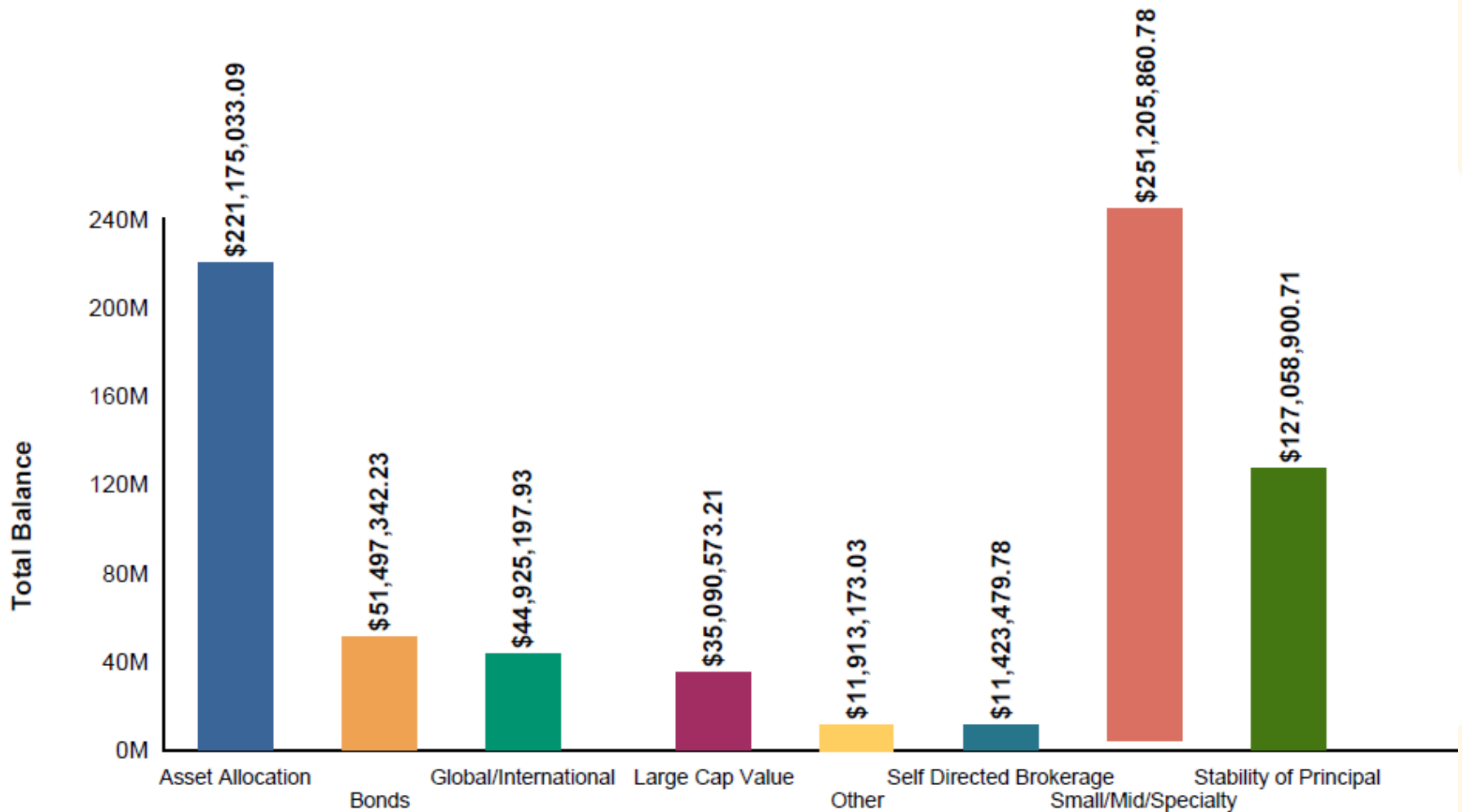
Voya Retirement Advisors, LLC Summary

	July 2023	August 2023	September 2023
Total participants eligible for advice	22,931	22,943	22,975
Advisor Service Activity			
# Participants with a balance that have used the VRA Services	2,993	3,144	3,156
% Participants with a balance that have used the VRA Services	13.05%	13.70%	13.74%
VRA Advisor Calls	464	412	381
Online Advice Adopters	984	983	989
Professional Management Members	1,545	1,749	1,786
Monthly VRA Investment Advisor Activity			
Calls	19	62	30
Received a Retirement Plan	9	41	30
Processed a Transaction	8	41	20
Monthly Online Activity			
New Adopters	8	21	14
Received Forecast	6	16	10
Received Advice Online	6	16	10
Professional Management Activity			
Net Activity	6	204	37
Total Members	1,545	1,749	1,786
Total Members Assets	\$78,343,477	\$84,703,849	\$81,207,765
Average Member Balance	\$50,708	\$48,430	\$45,469

Asset Analysis



Asset Class Summary As of September 30, 2023



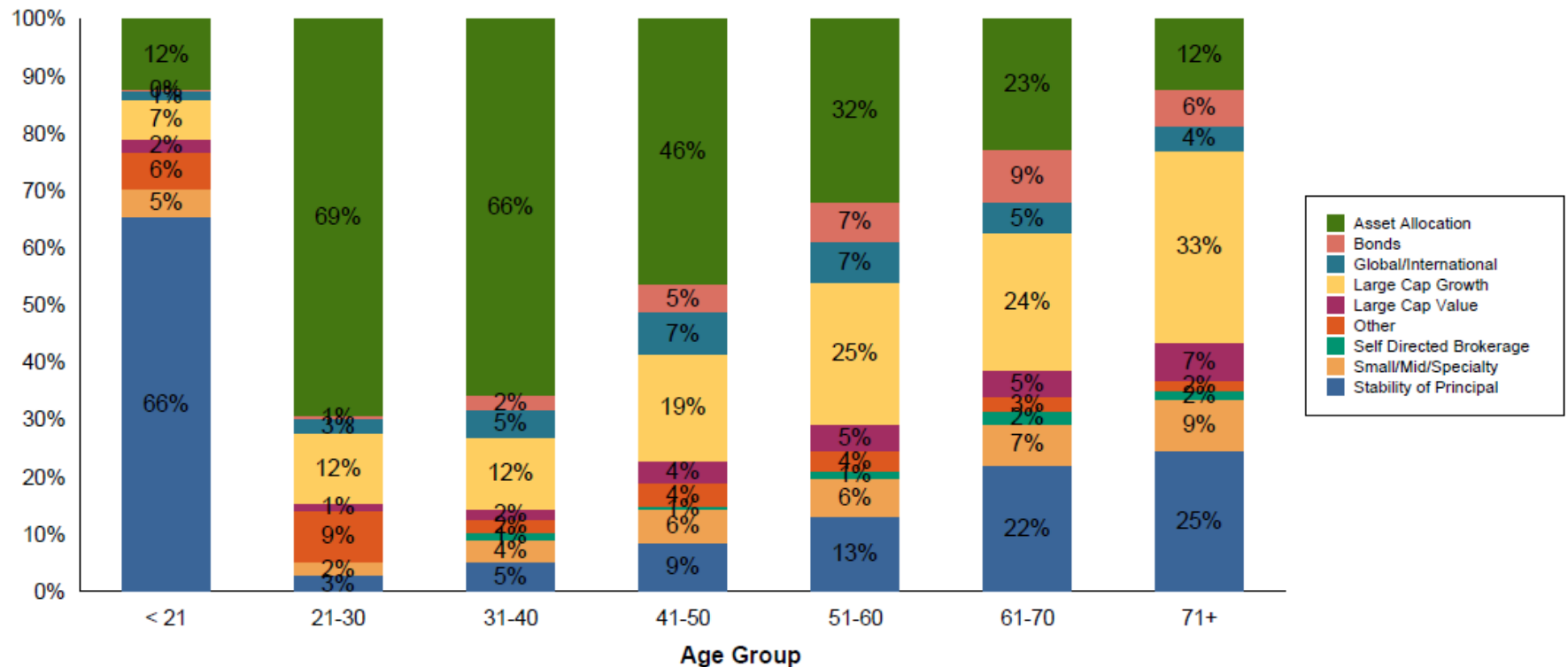
Asset Class Summary

As of September 30, 2023

Asset Class	Balance	Percentage of Total Assets
Asset Allocation	\$221,175,033.09	29.32%
Bonds	\$51,497,342.23	6.83%
Global/International	\$44,925,197.93	5.96%
Large Cap Value	\$35,090,573.21	4.65%
Other	\$11,913,173.03	1.58%
Self Directed Brokerage	\$11,423,479.78	1.51%
Small/Mid/Specialty	\$251,205,860.78	33.30%
Stability of Principal	\$127,058,900.71	16.84%

Asset Class Balances by Age Group

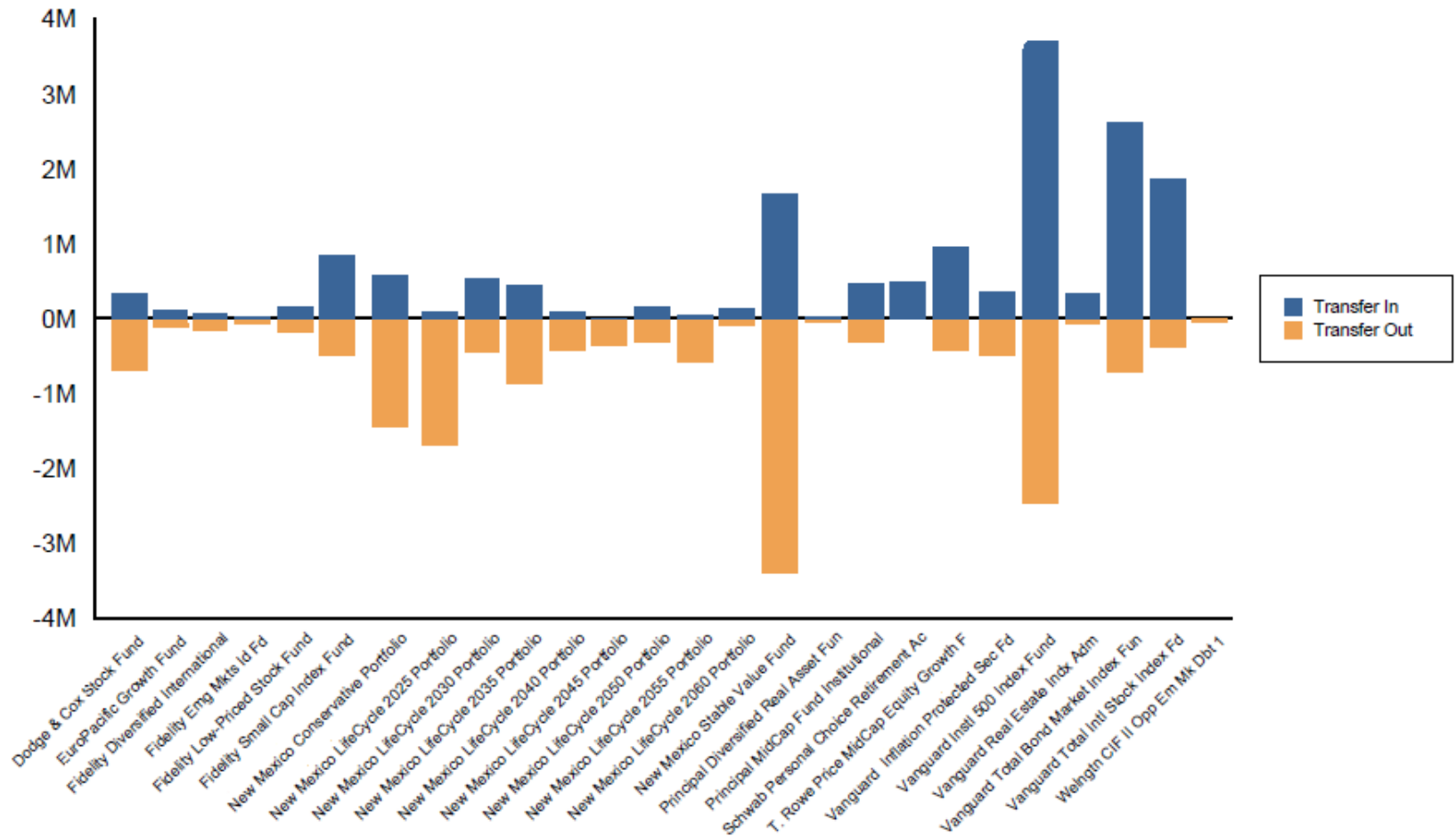
As of September 30, 2023



Age Range	< 21	21 - 30	31 - 40	41 - 50	51 - 60	61 - 70	71+
Total Balance	\$432,192.81	\$8,062,275.37	\$48,188,654.50	\$104,481,013.02	\$197,927,656.82	\$231,112,605.23	\$153,549,725.38
Total Participants	16	556	2,083	2,283	2,080	1,177	2

Transfer Activity by Investment

July 1, 2023 - September 30, 2023



Transfer Activity by Investment

July 1, 2023 – September 30, 2023

Investment Name	Transfers In	Transfers Out	Net
Dodge & Cox Stock Fund	\$346,383.69	(\$682,933.66)	-\$336,549.97
EuroPacific Growth Fund	\$109,391.98	(\$116,255.93)	-\$6,863.95
Fidelity Diversified International	\$73,203.06	(\$154,755.79)	-\$81,552.73
Fidelity Emg Mkts Id Fd	\$21,802.45	(\$52,952.02)	-\$31,149.57
Fidelity Low-Priced Stock Fund	\$145,224.85	(\$187,770.91)	-\$42,546.06
Fidelity Small Cap Index Fund	\$846,169.52	(\$493,013.25)	\$353,156.27
New Mexico Conservative Portfolio	\$587,103.06	(\$1,450,380.90)	-\$863,277.84
New Mexico LifeCycle 2025 Portfolio	\$97,793.84	(\$1,679,169.26)	-\$1,581,375.42
New Mexico LifeCycle 2030 Portfolio	\$526,352.78	(\$442,398.12)	\$83,954.66
New Mexico LifeCycle 2035 Portfolio	\$450,769.45	(\$862,043.50)	-\$411,274.05
New Mexico LifeCycle 2040 Portfolio	\$81,742.83	(\$411,914.04)	-\$330,171.21
New Mexico LifeCycle 2045 Portfolio	\$14,310.43	(\$355,826.06)	-\$341,515.63
New Mexico LifeCycle 2050 Portfolio	\$157,785.23	(\$313,742.50)	-\$155,957.27
New Mexico LifeCycle 2055 Portfolio	\$41,874.95	(\$571,211.77)	-\$529,336.82
New Mexico LifeCycle 2060 Portfolio	\$125,360.40	(\$76,251.35)	\$49,109.05
New Mexico Stable Value Fund	\$1,674,439.73	(\$3,402,159.55)	-\$1,727,719.82
Principal Diversified Real Asset Fun	\$27,314.85	(\$35,357.24)	-\$8,042.39
Principal MidCap Fund Institutional	\$469,098.83	(\$311,253.57)	\$157,845.26
Schwab Personal Choice Retirement Ac	\$499,488.31	\$0.00	\$499,488.31
T. Rowe Price MidCap Equity Growth F	\$947,806.00	(\$419,068.03)	\$528,737.97
Vanguard Inflation Protected Sec Fd	\$369,424.22	(\$489,790.84)	-\$120,366.62
Vanguard Instl 500 Index Fund	\$3,713,934.66	(\$2,460,033.87)	\$1,253,900.79
Vanguard Real Estate Indx Adm	\$340,201.60	(\$63,998.06)	\$276,203.54
Vanguard Total Bond Market Index Fun	\$2,619,503.53	(\$706,996.99)	\$1,912,506.54
Vanguard Total Intl Stock Index Fd	\$1,856,160.23	(\$367,680.52)	\$1,488,479.71
Wellgtn CIF II Opp Em Mk Dbt 1	\$4,669.31	(\$40,352.06)	-\$35,682.75
	\$16,147,309.79	(\$16,147,309.79)	\$0.00

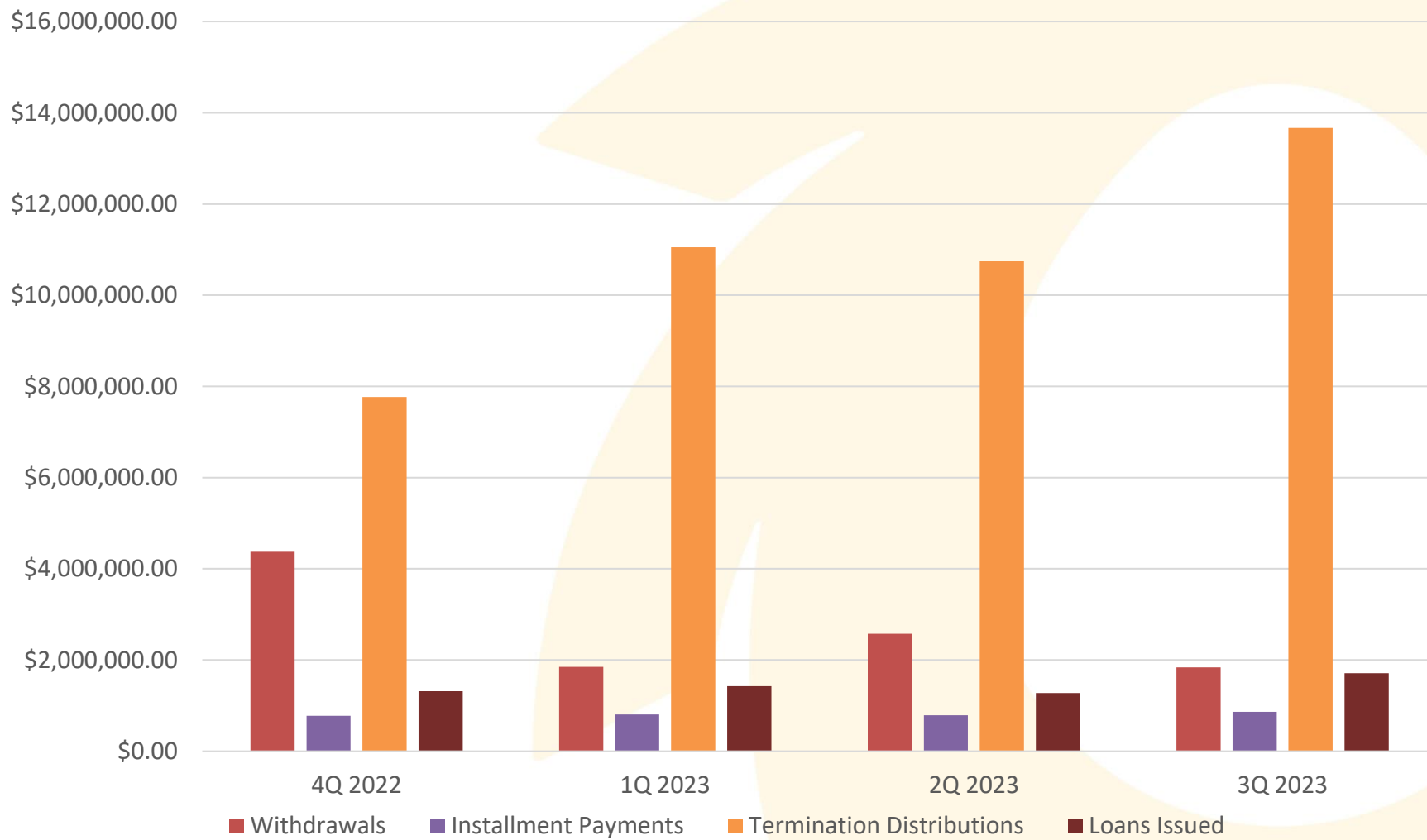
Withdrawals and Distributions by Investment

July 1, 2023 - September 30, 2023

Fund Long Name	Payments - Terms	Payments - Withdrawals
Fidelity Small Cap Index Fund	-\$153,404.65	-\$42,863.81
Vanguard Real Estate Indx Adm	-\$7,913.53	-\$980.75
Fidelity Emg Mkts Id Fd	-\$34,393.44	-\$3,730.33
Vanguard Instl 500 Index Fund	-\$4,362,914.06	-\$273,764.71
Vanguard Inflation Protected	-\$256,506.23	-\$9,351.09
EuroPacific Growth Fund	-\$59,170.43	-\$4,088.95
Principal MidCap Fund Institut	-\$198,762.26	-\$16,108.02
Dodge & Cox Stock Fund	-\$490,300.03	-\$39,911.57
Principal Diversified Real Ass	-\$6,735.81	-\$624.33
T. Rowe Price MidCap Equity Gr	-\$401,640.59	-\$17,179.55
Vanguard Total Bond Market Ind	-\$750,131.60	-\$82,255.19
Vanguard Total Intl Stock Inde	-\$298,541.32	-\$105,135.00
New Mexico Conservative Portfo	-\$1,219,670.62	-\$69,419.83
New Mexico LifeCycle 2025 Port	-\$1,348,876.93	-\$181,302.31
New Mexico LifeCycle 2030 Port	-\$43,416.48	-\$89,363.47
New Mexico LifeCycle 2035 Port	-\$525,917.64	-\$121,248.91
New Mexico LifeCycle 2040 Port	-\$66,888.93	-\$26,822.54
New Mexico LifeCycle 2045 Port	-\$272,859.45	-\$121,115.27
New Mexico LifeCycle 2050 Port	-\$194,346.49	-\$25,336.61
New Mexico LifeCycle 2055 Port	-\$315,308.41	-\$58,352.08
New Mexico Stable Value Fund	-\$3,203,500.85	-\$279,157.92
Fidelity Low-Priced Stock Fund	-\$155,866.46	-\$25,673.85
Fidelity Diversified Internati	-\$87,936.29	-\$9,001.09
Schwab Personal Choice Retirem		
LOAN FUND		
DEEMED LOAN FUND		-\$226,637.35
Welngtn CIF II Opp Em Mk Dbt 1	-\$69,854.59	-\$6,785.03
New Mexico LifeCycle 2060 Port	-\$4,870.35	-\$1,349.29

Withdrawal and Distribution Breakdown

October 1, 2022 – September 30, 2023



Quarterly Fee Reconciliation

Fee Summary					
Quarterly Fee Reconciliation					
REVENUES		4Q 2022	1Q 2023	2Q 2023	3Q 2023
PARTICIPANT REVENUES					
Asset / Admin Fee Amount Collected*					
Asset / Admin Fee Amount Collected**		\$374,980.84	\$379,493.23	\$447,297.11	\$381,765.32
PRODUCT PROVIDER REVENUES					
Total Product Provider Revenues		\$32,891.99	\$31,992.31	****	****
GRAND TOTAL REVENUES		\$407,872.83	\$411,485.54	\$447,297.11	\$381,765.32
PERA SmartSave Admin Fee					
Number of PPTs				23,348	FEE HOLIDAY
Total Fee Collected				\$69,110.08	\$0.00
PAYMENTS					
Voya Recordkeeping Fee					
Participants					
Per Participant Fee		\$13.587500	\$13.587500	\$13.587500	\$13.587500
Number of Participants collected from		23,221	23,281	23,348	23,415
Total Recordkeeping Fee		\$315,515.34	\$316,330.59	\$317,240.95	\$318,151.31
MEKETA CONSULTING FEE		\$25,000.00	\$25,000.00	\$25,000.00	\$25,000.00
PERA PAYMENT FOR EXPENSES		\$25,000.00	\$25,000.00	\$25,000.00	\$25,000.00
GRAND TOTAL PAYMENT		\$365,515.34	\$366,330.59	\$367,240.95	\$368,151.31
*Participant fee is \$10 per quarter plus 0.135% of assets, not to exceed \$26 per quarter.					
**Participant fee is waived for the first two quarters or until the account balance reaches \$1000, whichever comes first.					

Important disclosure

Not FDIC/NCUA/NCUSIF Insured • Not a Deposit of a Bank/Credit Union • May Lose Value • Not Bank/Credit Union Guaranteed • Not Insured by Any Federal Government Agency

Any insurance products, annuities and funding agreements that you may have purchased are sold as securities and are issued by Voya Retirement Insurance and Annuity Company ("VRIAC"). Fixed annuities are issued by VRIAC. VRIAC is solely responsible for meeting its obligations. Plan administrative services provided by VRIAC or Voya Institutional Plan Services, LLC ("VIPS"). Neither VRIAC nor VIPS engage in the sale or solicitation of securities. If custodial or trust agreements are part of this arrangement, they may be provided by Voya Institutional Trust Company. All companies are members of the Voya family of companies. Securities distributed by Voya Financial Partners, LLC (member SIPC) or other broker-dealers with which it has a selling agreement. All products or services may not be available in all states.