


PERA *SmartSave*

Deferred Compensation Plan 

Public Employees Retirement Association of New Mexico

4Q 2021

Plan Service Review

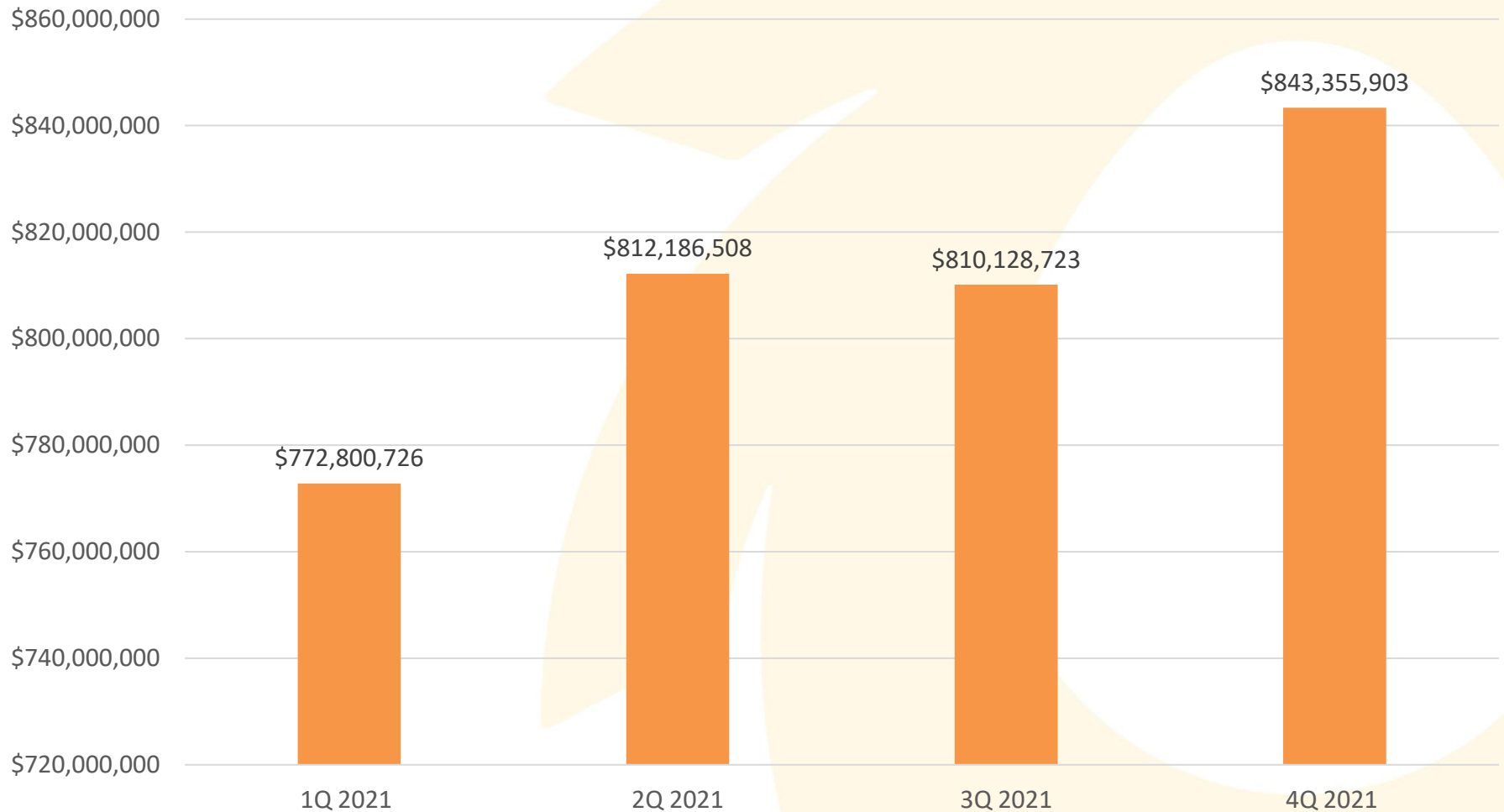


Participant Analysis



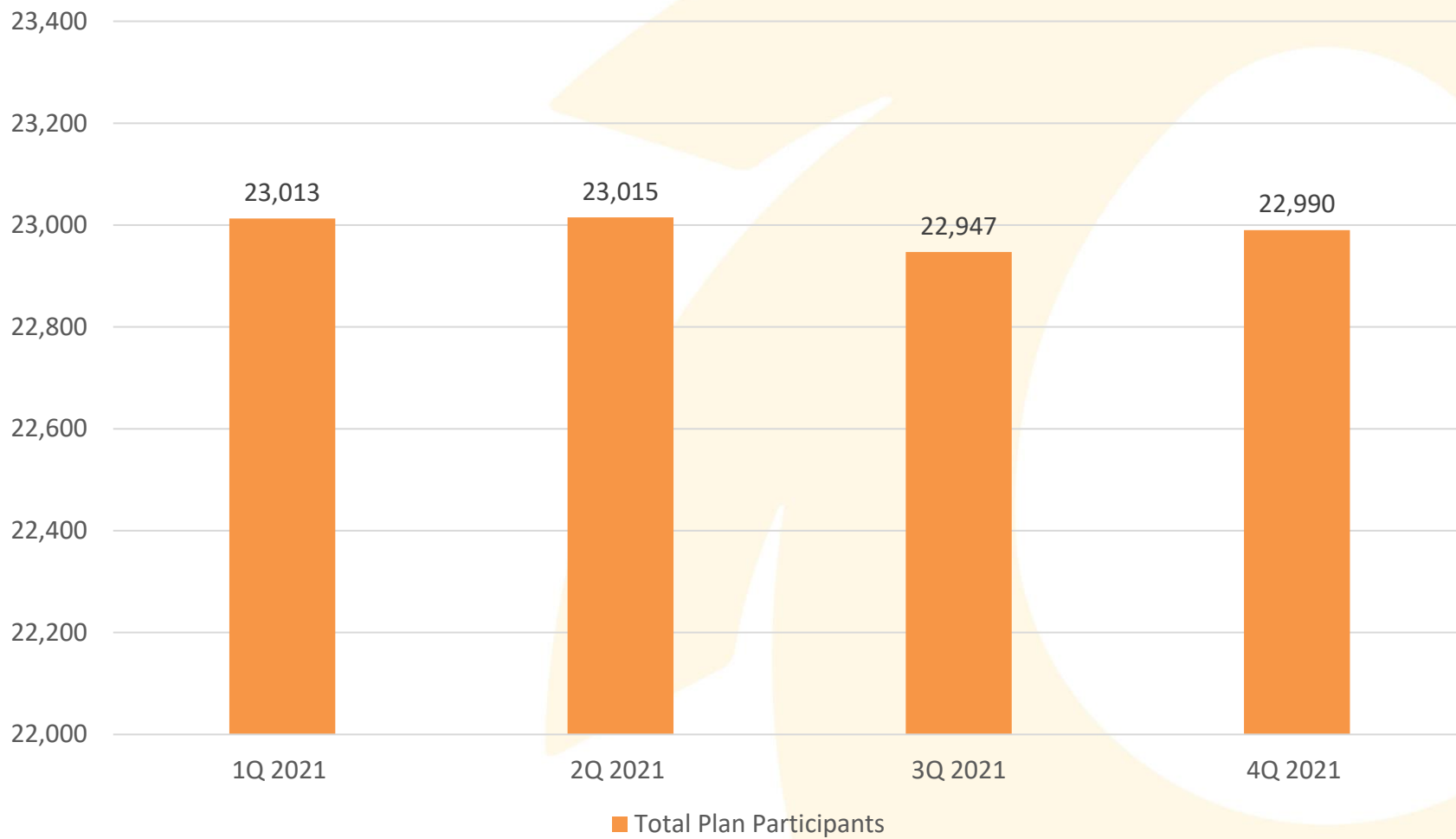
Participation Balance Summary

January 1, 2021 – December 31, 2021 (excludes Deemed Loans)



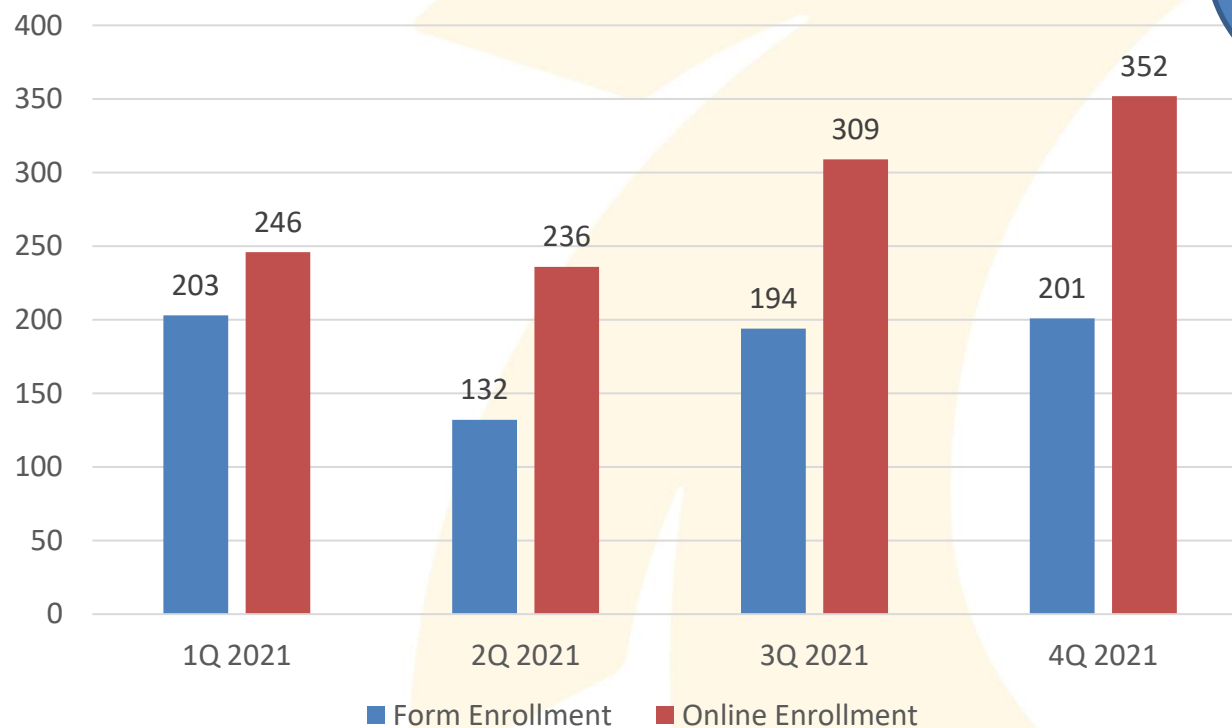
Participation Rate Summary

January 1, 2021 – December 31, 2021



Enrollment Summary

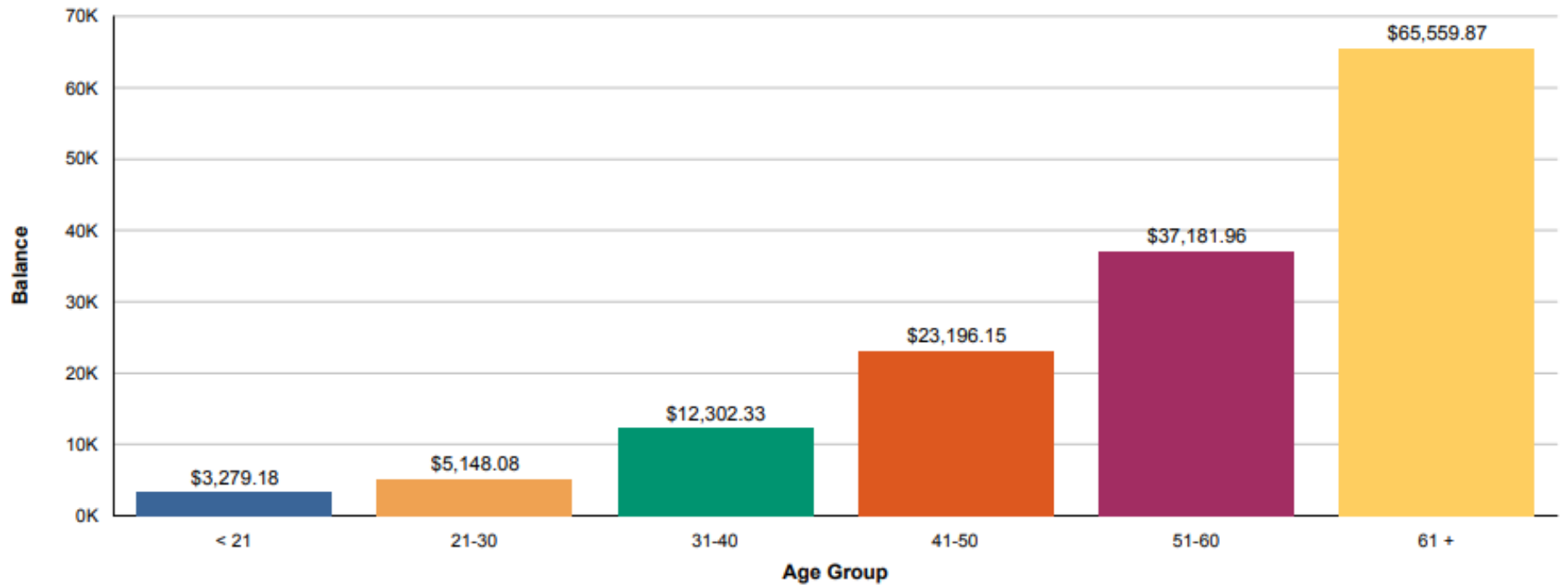
January 1, 2021 – December 31, 2021



Increase of
19% from
1st Quarter

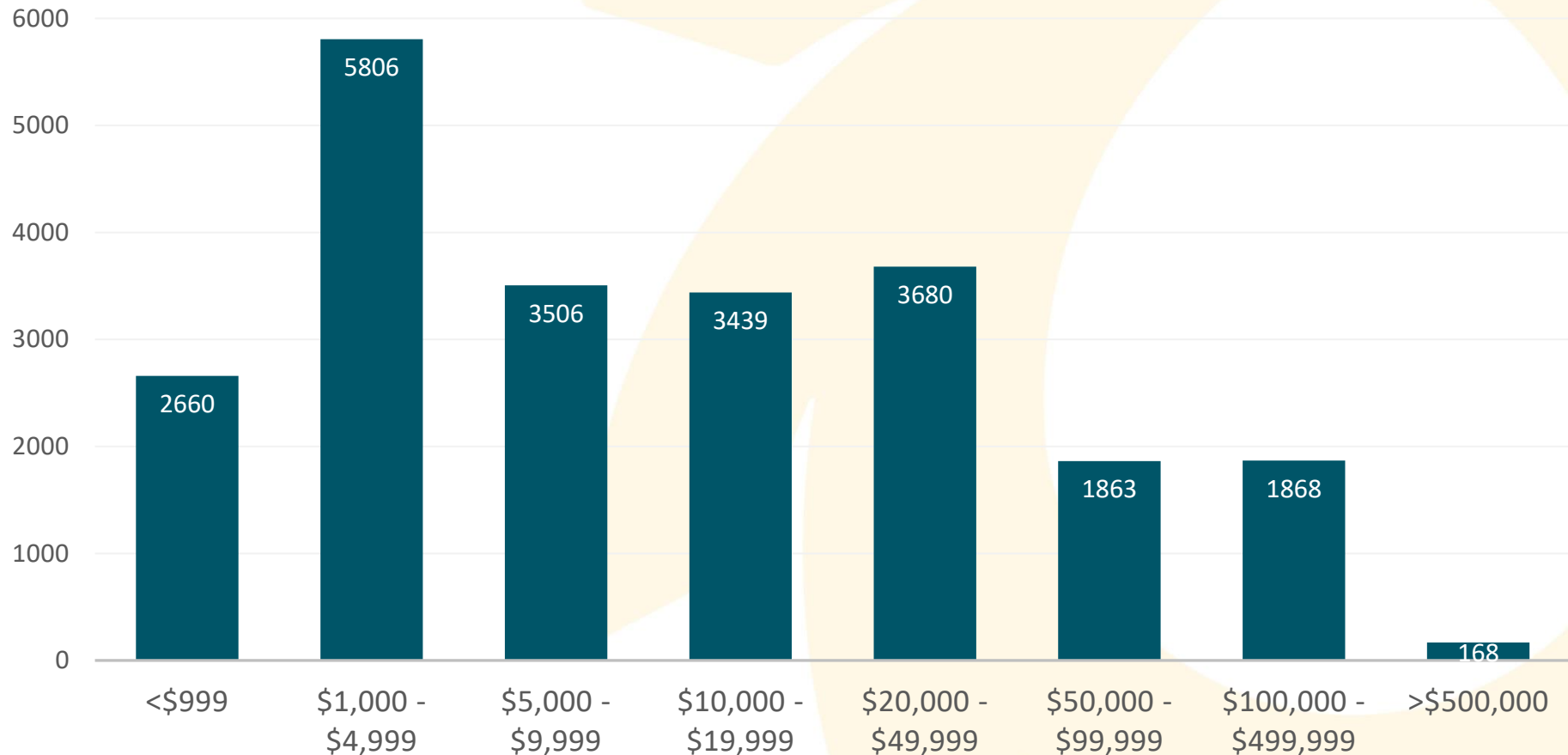
Average Balances by Age

As of December 31, 2021



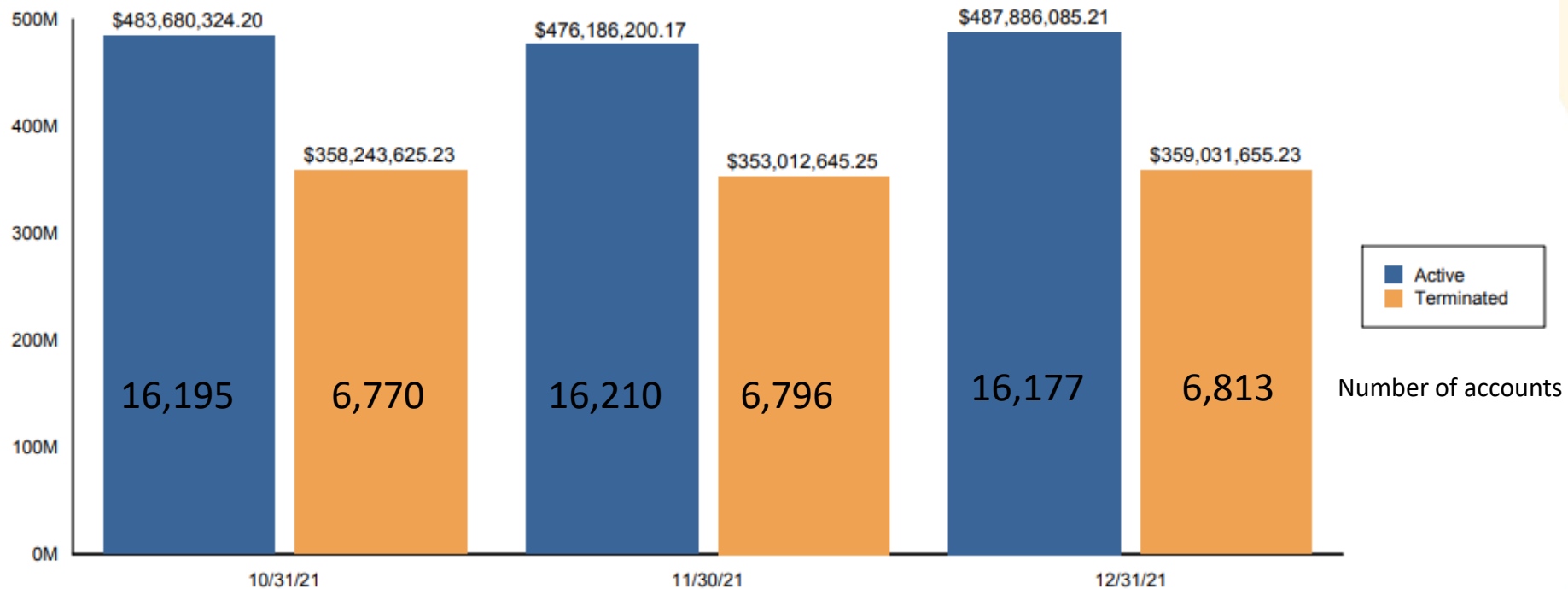
Number of Participants by Balance

As of December 31, 2021



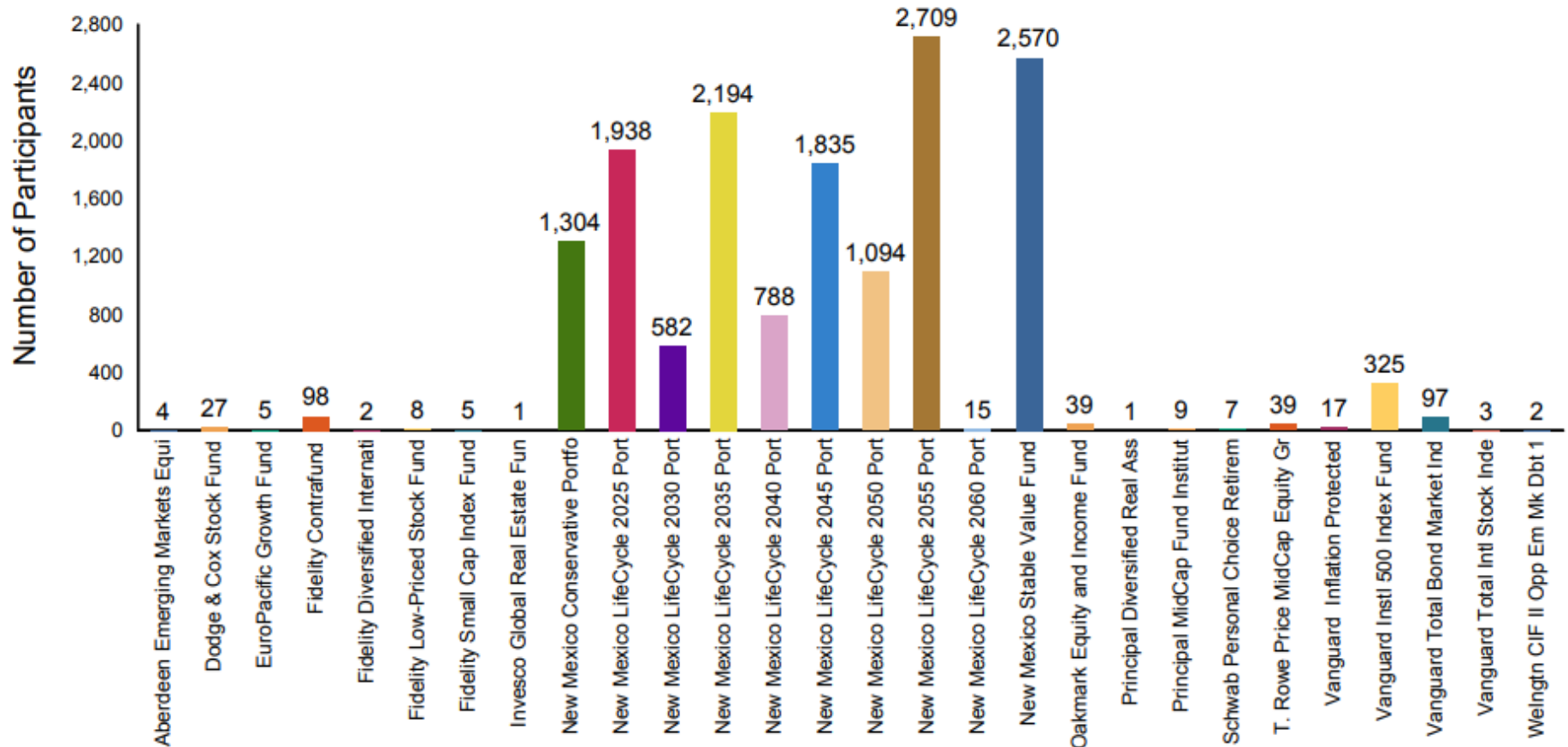
Balances by Status

As of December 31, 2021 (Deemed Loan Included)



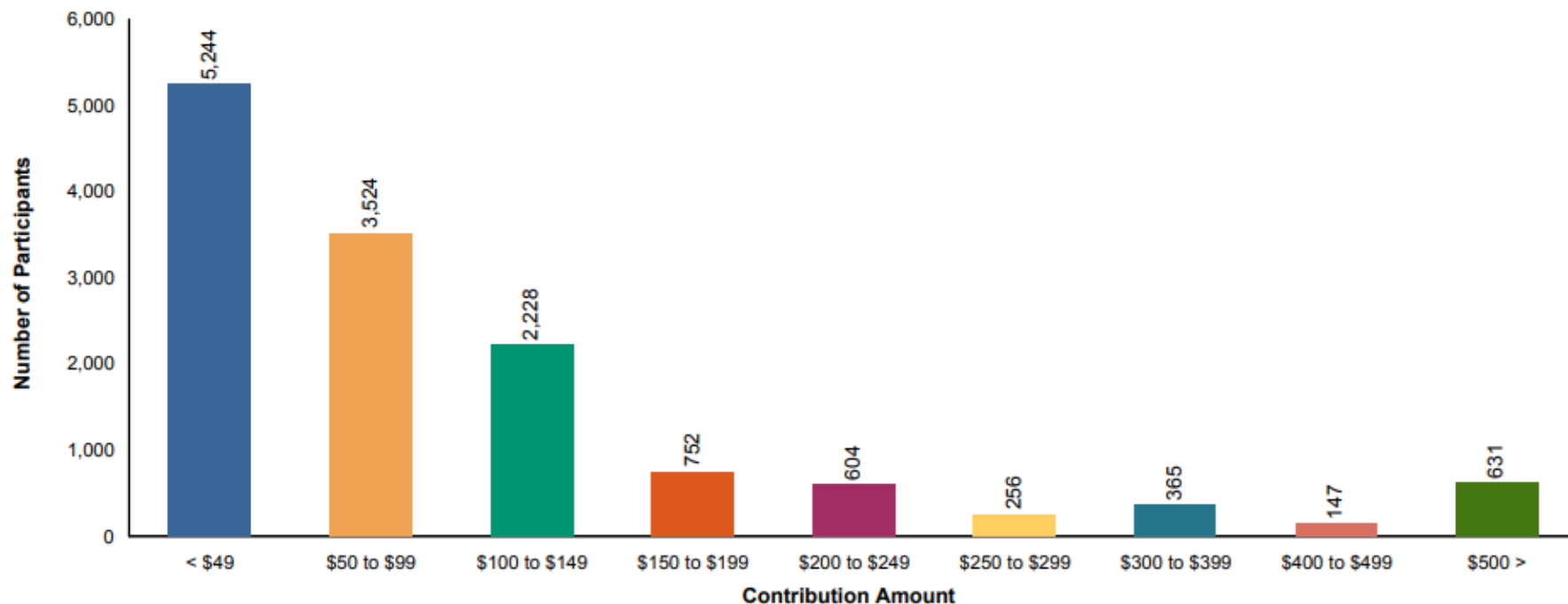
Participants with a Balance in a Single Investment

As of December 31, 2021



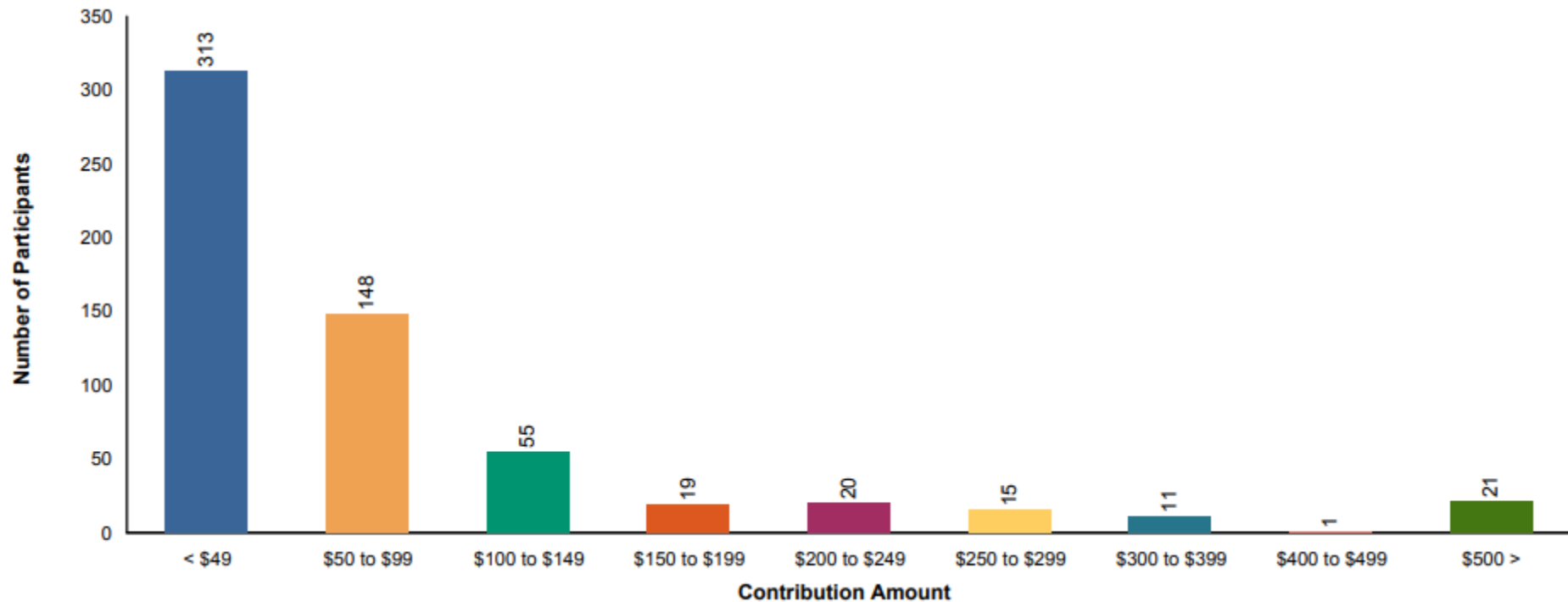
Before Tax Contribution Summary

As of December 31, 2021



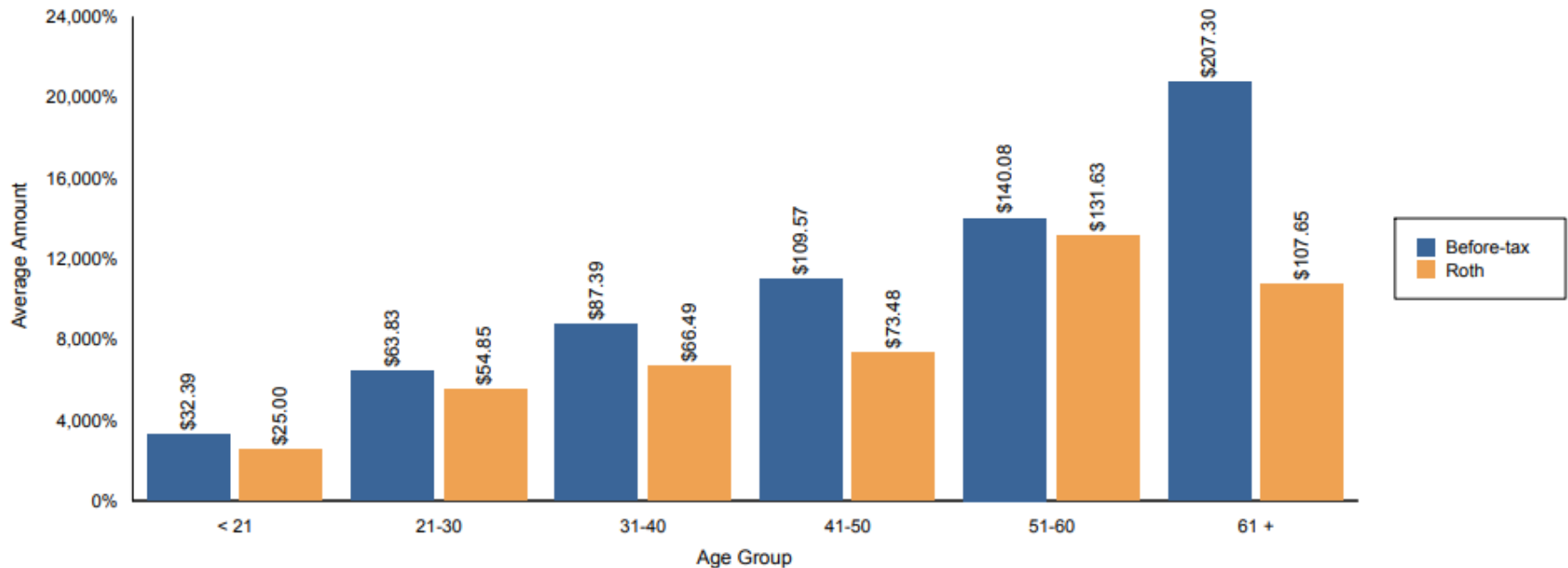
Roth Contribution Summary

As of December 31, 2021



Average Contribution Amount

As of December 31, 2021



Age Group	Before-tax Average \$	Roth Average \$
< 21	\$32.39	\$25.00
21-30	\$63.83	\$54.85
31-40	\$87.39	\$66.49
41-50	\$109.57	\$73.48
51-60	\$140.08	\$131.63
61 +	\$207.30	\$107.65
Overall	\$115.48	\$84.72

Balance by Investment As of December 31, 2021

Investment	Investment Category	Number of Participants	Average Participant	Percentage of Plan Assets	Investment Balance
Vanguard Instl 500 Index Fund	Large Cap Growth	4,625	\$31,456.86	17.25%	\$145,487,984.35
Vanguard Inflation Protected	Bonds	1,104	\$10,894.35	1.43%	\$12,027,363.47
EuroPacific Growth Fund	Global/International	1,014	\$10,809.02	1.30%	\$10,960,343.07
Invesco Global Real Estate Fun	Small/Mid/Specialty	319	\$5,782.33	0.22%	\$1,844,563.73
Principal MidCap Fund Institut	Small/Mid/Specialty	1,185	\$15,921.25	2.24%	\$18,866,683.65
Dodge & Cox Stock Fund	Large Cap Value	2,132	\$18,044.25	4.56%	\$38,470,348.37
Principal Diversified Real Ass	Small/Mid/Specialty	113	\$4,510.98	0.06%	\$509,740.34
T. Rowe Price MidCap Equity Gr	Small/Mid/Specialty	2,413	\$15,912.86	4.55%	\$38,397,732.78
Oakmark Equity and Income Fund	Balanced	1,417	\$14,971.27	2.52%	\$21,214,284.56
Vanguard Total Bond Market Ind	Bonds	2,768	\$13,987.14	4.59%	\$38,716,409.57
Aberdeen Emerging Markets Equi	Global/International	403	\$6,676.77	0.32%	\$2,690,737.67
DFA U.S. Small Cap Portfolio	Small/Mid/Specialty	1	\$9.85	0.00%	\$9.85
Fidelity Small Cap Index Fund	Global/International	2,447	\$6,867.02	1.99%	\$16,803,598.95
Vanguard Total Intl Stock Inde	Global/International	1,972	\$11,469.39	2.68%	\$22,617,628.40
New Mexico Conservative Portfo	Asset Allocation	1,928	\$24,670.89	5.64%	\$47,565,470.54
New Mexico LifeCycle 2025 Port	Asset Allocation	2,593	\$22,441.18	6.90%	\$58,189,988.61
New Mexico LifeCycle 2030 Port	Asset Allocation	768	\$14,569.00	1.33%	\$11,188,989.70
New Mexico LifeCycle 2035 Port	Asset Allocation	2,735	\$16,547.37	5.37%	\$45,257,068.37
New Mexico LifeCycle 2040 Port	Asset Allocation	950	\$9,650.19	1.09%	\$9,167,684.50
New Mexico LifeCycle 2045 Port	Asset Allocation	2,237	\$12,190.23	3.23%	\$27,269,555.57
New Mexico LifeCycle 2050 Port	Asset Allocation	1,240	\$6,255.93	0.92%	\$7,757,348.20
New Mexico LifeCycle 2055 Port	Asset Allocation	3,053	\$5,711.76	2.07%	\$17,438,001.79
New Mexico LifeCycle 2060 Port	Asset Allocation	42	\$7,101.32	1.71%	\$298,255.63
New Mexico Stable Value Fund	Stability of Principal	5,437	\$23,812.52	15.35%	\$129,468,644.84
Fidelity Low-Priced Stock Fund	Small/Mid/Specialty	944	\$11,104.52	1.24%	\$10,482,666.25
Fidelity Contrafund	Lap Cap Growth	2,334	\$32,212.89	8.91%	\$75,184,882.80
Fidelity Diversified Internati	Global/International	1,187	\$11,383.37	1.60%	\$13,512,065.26
Schwab Personal Choice Retirem	Self Directed Brokerage	74	\$119,321.11	1.05%	\$8,829,762.24
LOAN FUND	Loan Fund	1,985	\$5,579.79	1.31%	\$11,075,891.75
Weingtn CIF II Opp Em Mk Dbt 1	Bonds	328	\$6,287.19	0.24%	\$2,062,198.83

Total Investment Balance:

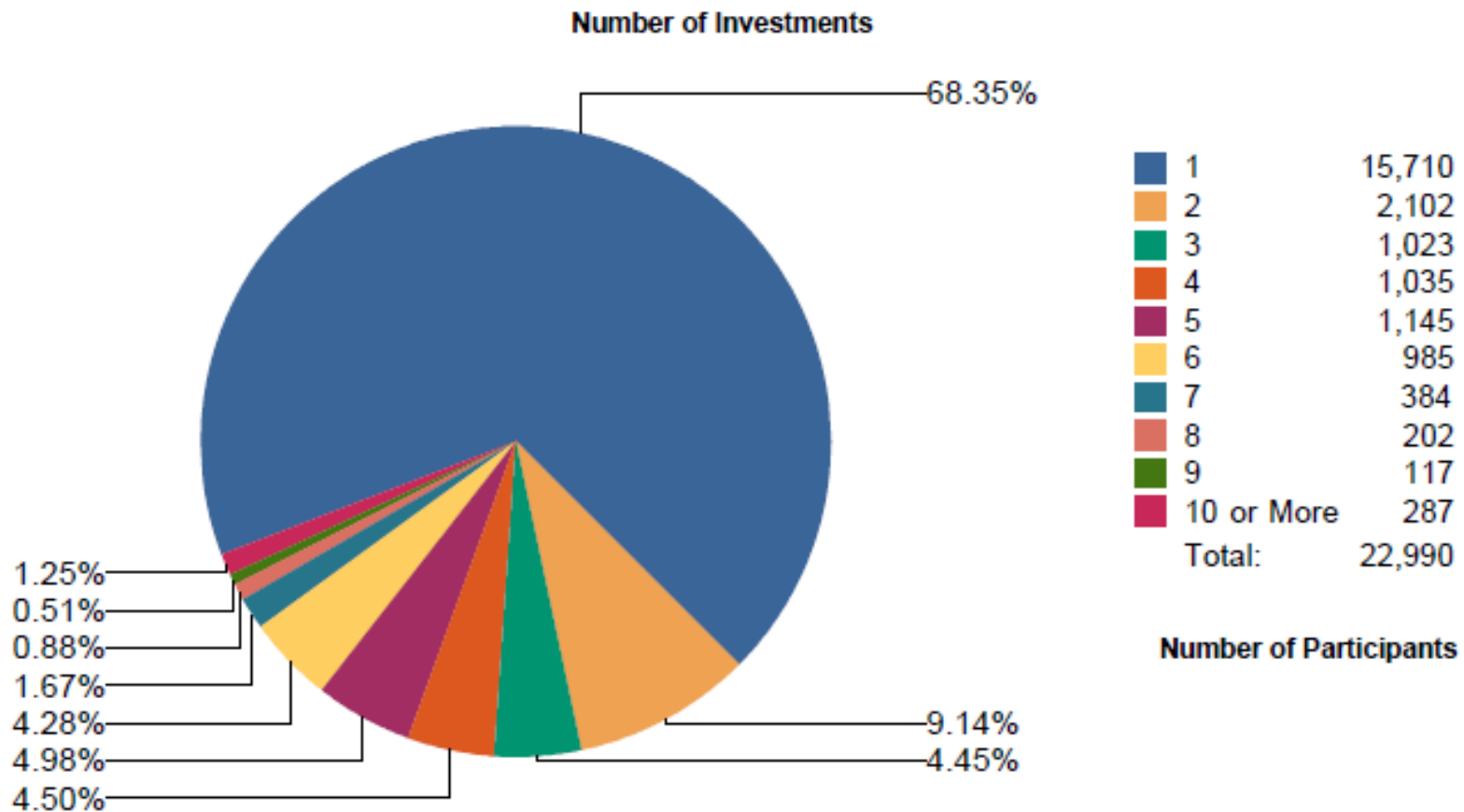
\$843,355,903.64

Total Deemed
Loan Fund:

\$3,529,872.17

Participants with Balance by Number of Investments

As of December 31, 2021



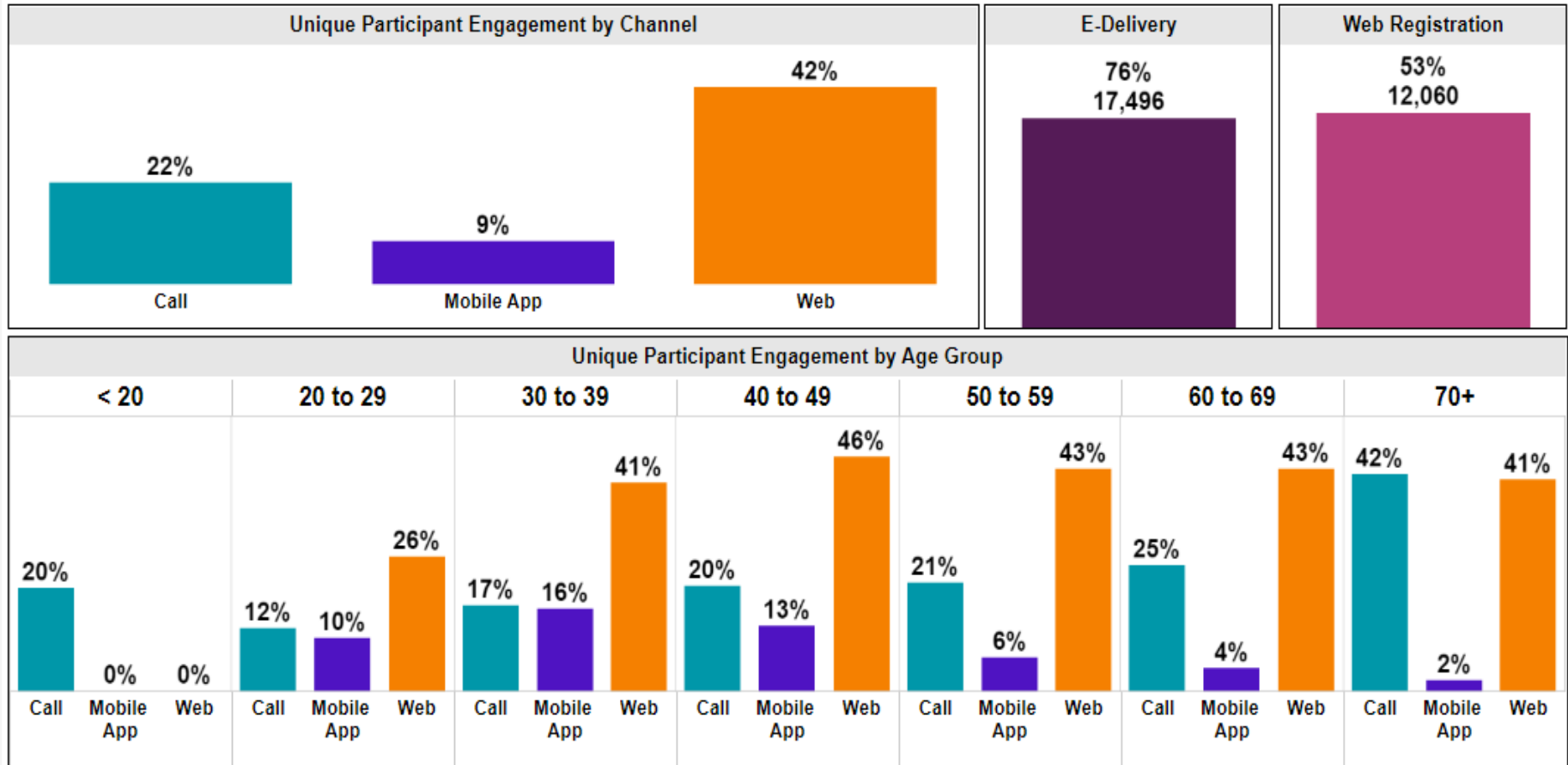
Digital Engagement



Participant Engagement

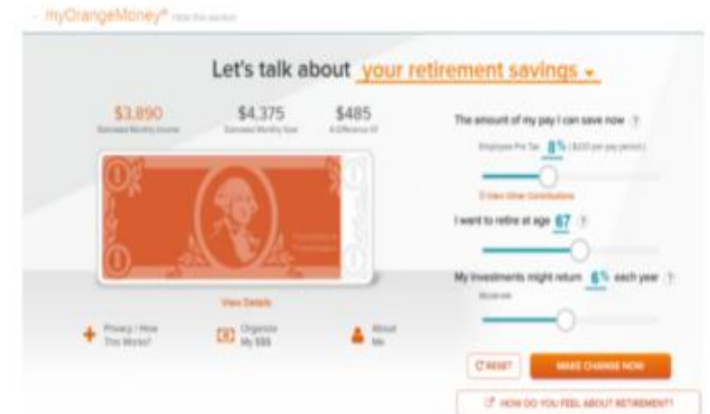
51% of Plan participants have engaged (calls, mobile, web)

42% of Plan participants have digitally engaged



Digital Engagement myOrangeMoney

Unique Participant Activity	Participants	
Logged in with access to myOrangeMoney	11,100	
Viewed myOrangeMoney	10,621	96%
Engaged and interacted with myOrangeMoney	4,409	42%
Took action after using myOrangeMoney	424	10%



10% of participants took action after using myOrangeMoney

350 participants are saving an average of \$57 more per pay period (from \$98 to \$155)

85 participants changed a fund allocation

44 participants enrolled in a managed account

18 participants rolled money into a plan

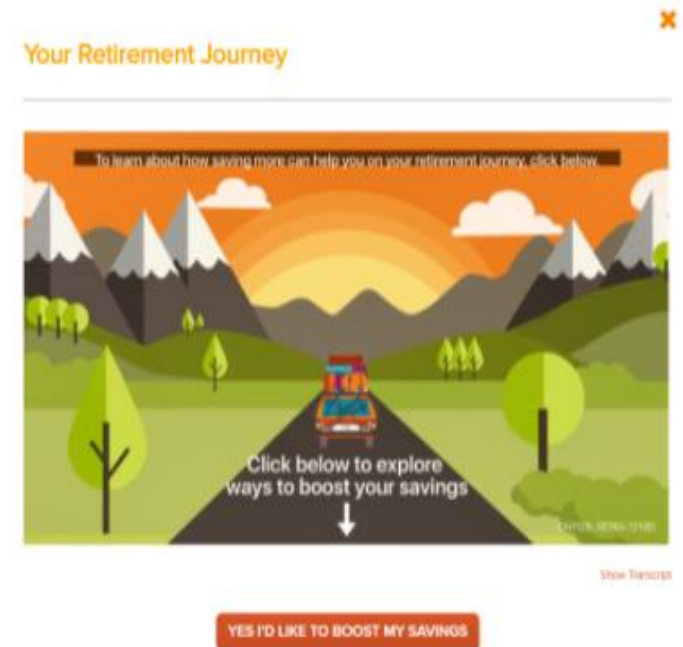
Data as of: 1/1/2021 to 12/31/2021

Digital Engagement Personalized Video Engagement

Unique Participant Activity	Participants	
Viewed Personalized Video	324	
Clicked on the call to action	104	32%
Took action after viewing Personalized Video	5	2%

2% of participants took action after viewing a personalized video

- 1 participants changed their deferral amount
- 1 participants changed a fund allocation
- 2 participants enrolled in a managed account
- 1 participants rolled money into a plan



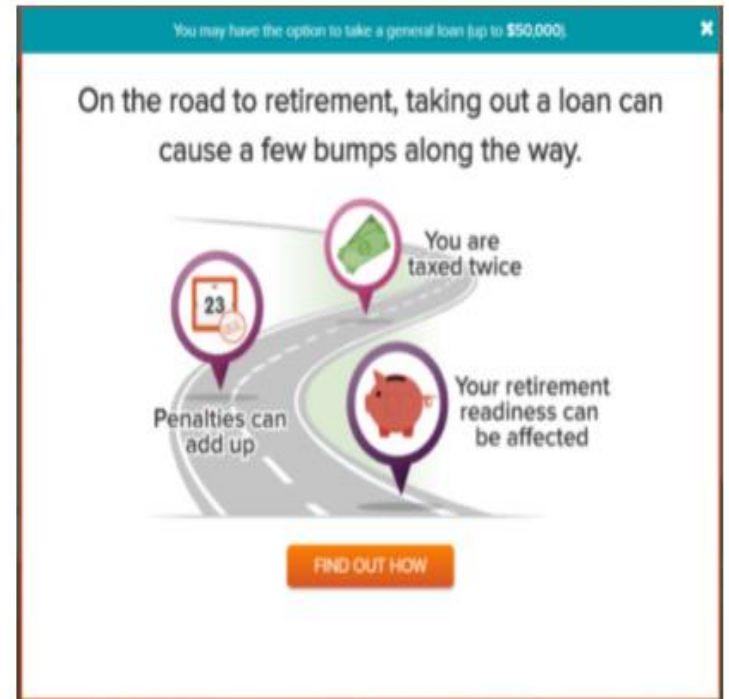
Data as of: 1/1/2021 to 12/31/2021

Digital Engagement myOrangeMoney Loans

821 participants used loan guidance


213 (26%) participants used loan guidance and did not take a loan

608 (74%) participants used loan guidance and went on to take a loan



Data as of: 1/1/2021 to 12/31/2021

Digital Engagement Financial Wellness

	 Engagement		
	# of participants	% of participants	Voya Book of Business
Started Financial Wellness assessment	937	--	--
Completed assessment and viewed results	844	90%	89%
Viewed dashboard after completing assessment	697	83%	84%

Data as of: 12/31/2021

Digital Engagement Financial Wellness



How do your employees feel about their current financial situation?

Your employees



Voya book of business



1
not confident

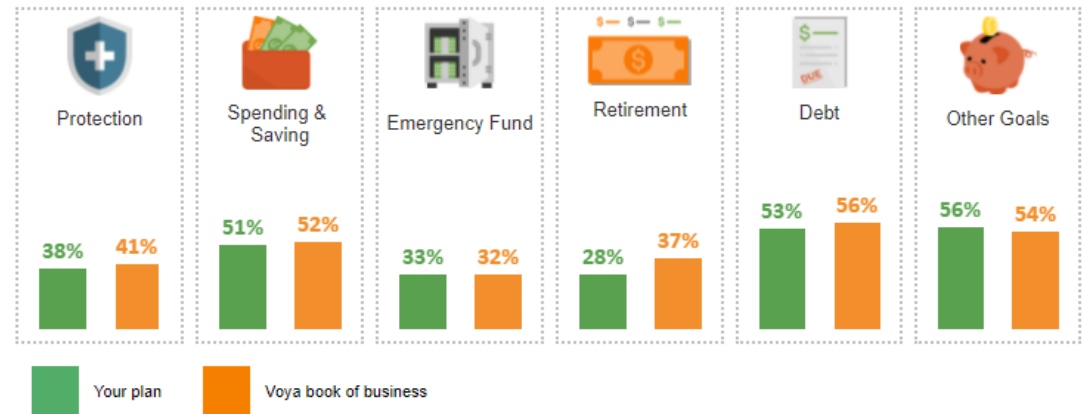
10
very confident

61% have a financial confidence of 7 or more
(Voya book of business: 54%)



Percent of employees on track by pillar

43% of your employees' pillar scores are **green**
(Voya book of business: 45%)



Data as of: 9/30/2021

Personalized Messaging







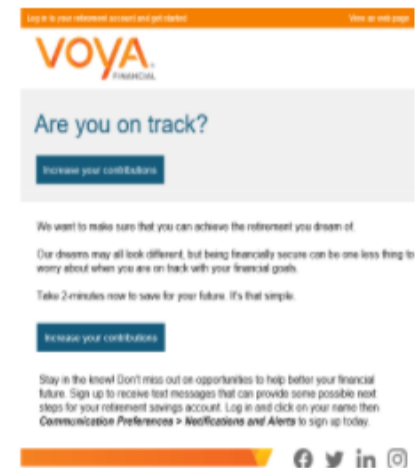
Personalized Messaging Save More Results

318 (9%) participants targeted took action after opening a Save More email

4 participants are saving an average of 1.0% more per pay period (from 0.0% to 1.0%)

318 participants are saving an average of \$35 more per pay period (from \$122 to \$157)

Unique participant activity		Participants	
Unique participants delivered		5,854	
Unique participants opened		3,359	57%
Unique participants clicked		708	21%
Participants took action after opening		318	9%



Personalized Messaging

Beneficiary Results

109 (20%) participants named a beneficiary after opening a Beneficiary email

Unique participant activity

Participants

Unique participants delivered



987

Unique participants opened



539

55%

Unique participants clicked



209

39%

Participants took action after opening



109


20%

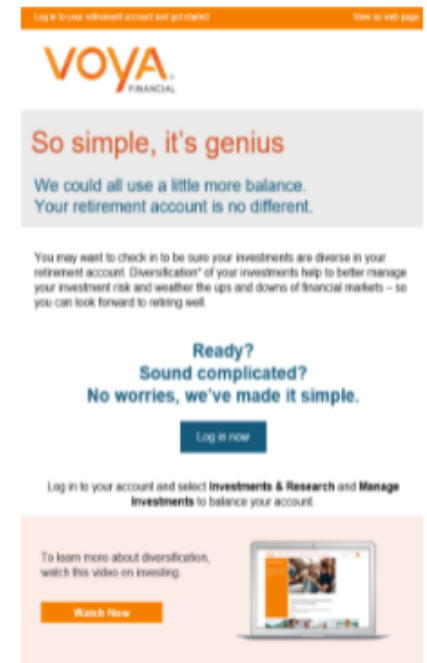


Personalized Messaging

Diversification Results

14 (1%) participants targeted diversified their account after opening a Diversification email

Unique participant activity		Participants	
Unique participants delivered		1,927	
Unique participants opened		1,104	57%
Unique participants clicked		220	20%
Participants took action after opening		14	1%



Personalized Messaging Restart Savings Results

24 (7%) participants targeted resumed contributions after opening a Restart Savings email

24 participants are saving an average of \$113 more per pay period (from \$0 to \$113)

Unique participant activity

Participants

Unique participants delivered



807

Unique participants opened



339

42%

Unique participants clicked



44

13%

Participants took action after opening



24

7%



Personalized Messaging Financial Wellness Results

96 (2%) participants targeted completed the Financial Wellness Assessment after opening a Quarterly Education email

Unique participant activity

Participants

Unique participants delivered



10,079

Unique participants opened



4,384 43%

Unique participants clicked

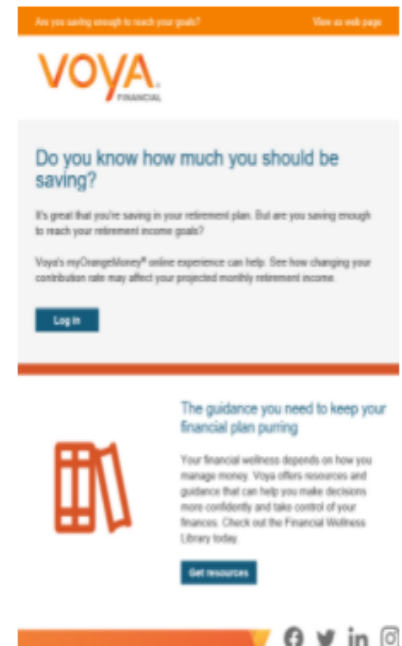


810 18%

Participants took action after opening



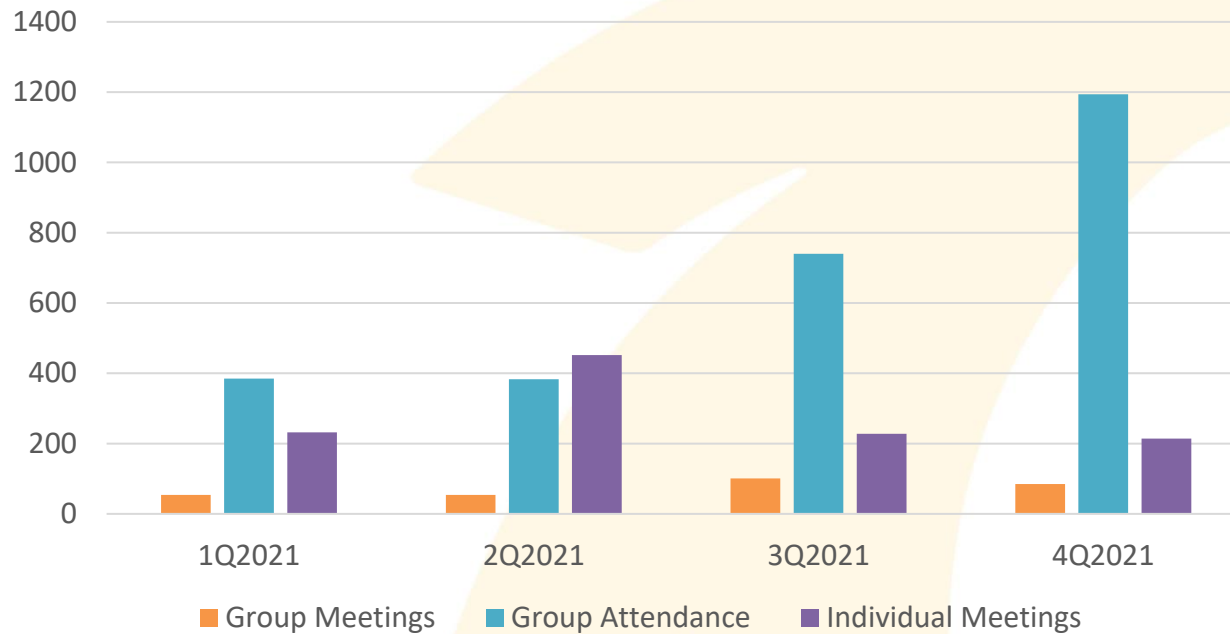
96 2%



Outreach Update



Outreach Meeting Activity



	1Q 2021	2Q 2021	3Q 2021	4Q 2021
Group Meetings	54	54	101	85
Group Attendees	385	383	740	1194
Individual Meetings	232	452	228	214

Outreach Meeting Activity

Week Ending	Entity/Agency	Department	Location	Rep	Group Attendees	One/One
10/01/2021	Bernalillo County		Albuquerque	Lium	13	2
10/01/2021	City of Albuquerque		Albuquerque	Lium	4	2
10/01/2021	Taxation and Revenue Department	New Employee Orientation	Albuquerque	Lium	6	0
10/01/2021	PERA		Albuquerque	Lium	7	0
10/01/2021	Dept of Public Safety	State Police	Las Cruces	Miller	0	1
10/01/2021	Children, Youth & Families	Juvenile Prob	Las Cruces	Miller	0	1
10/08/2021	Santa Fe County	New Employee Orientation	Santa Fe	Lium	5	0
10/08/2021	City of Santa Fe	New Employee Orientation	Santa Fe	Lium	7	2
10/08/2021	Law Office of the Public Defender	11th Judicial District	Aztec	Lium	3	2
10/08/2021	San Juan County	Administration	Aztec	Lium	8	6
10/08/2021	San Juan County	Sheriff	Aztec	Lium	12	6
10/08/2021	San Juan County	McGee Park	Farmington	Lium	3	1
10/08/2021	City of Farmington	Parks and Recreation	Farmington	Lium	9	5
10/08/2021	City of Farmington	Municipal Operations Center	Farmington	Lium	12	7
10/08/2021	City of Farmington	City Hall	Farmington	Lium	3	1
10/08/2021	Human Services Division	Income Support	Las Cruces	Miller	0	1
10/08/2021	City of Carlsbad	HR	Carlsbad	Miller	0	1
10/08/2021	Dona Ana County	HR	Las Cruces	Miller	0	1
10/08/2021	Children, Youth & Families	Juvenile Prob	Las Cruces	Miller	0	1
10/08/2021	Dona Ana County	HR	Las Cruces	Miller	0	1
10/08/2021	Dona Ana County	HR	Las Cruces	Miller	0	1
10/08/2021	City of Carlsbad	Admin	Carlsbad	Miller	0	1
10/08/2021	Town of Silver City	Courts	Silver City	Miller	0	1
10/08/2021	Dept of Public Health	HR	Las Cruces	Miller	0	1
10/08/2021	Public Employees Ret Ass	Admin	Santa Fe	Miller	0	1
10/08/2021	Dept of Transportation	Admin	Roswell	Miller	0	1
10/08/2021	City of Las Cruces	Admin	Las Cruces	Miller	0	1
10/08/2021	Dept of Public Health	Admin	Las Cruces	Miller	0	1

Outreach Meeting Activity cont.

Week Ending	Entity/Agency	Department	Location	Rep	Group Attendees	One/One
10/08/2021	Dept of Public Health	Admin	Las Cruces	Miller	0	1
10/08/2021	Public Employees Ret Ass	Admin	Santa Fe	Miller	0	1
10/08/2021	Dept of Public Health	Admin	Las Cruces	Miller	0	1
10/08/2021	Otero County	Sheriff	Alamogordo	Miller	0	1
10/08/2021	NM Courts	12th District Attorney	Alamogordo	Miller	0	1
10/08/2021	NM Courts	3rd District Court	Las Cruces	Miller	0	1
10/15/2021	City of Albuquerque		Albuquerque	Lium	3	0
10/15/2021	Taxation and Revenue Department	New Employee Orientation	Albuquerque	Lium	8	0
10/15/2021	Bernalillo County		Albuquerque	Lium	2	4
10/15/2021	City of Roswell	HR	Roswell	Miller	0	1
10/15/2021	City of Roswell	Admin	Roswell	Miller	0	1
10/15/2021	Dept of Public Health	Admin	Las Cruces	Miller	8	2
10/15/2021	Dept of Public Health	Admin	Santa Fe	Miller	17	2
10/15/2021	Dept of Public Safety	Admin	Santa Fe	Miller	9	3
10/15/2021	NM Courts	3rd District Court	Las Cruces	Miller	0	1
10/15/2021	Dept of Transportation	Admin	Roswell	Miller	0	1
10/15/2021	NM Courts	3rd District Court	Las Cruces	Miller	0	1
10/15/2021	Public Employees Ret Ass	Admin	Santa Fe	Miller	0	1
10/15/2021	Dept of Public Health	Admin	Las Cruces	Miller	0	1
10/15/2021	Dept of Public Health	Admin	Las Cruces	Miller	0	1
10/15/2021	Dept of Public Health	Admin	Las Cruces	Miller	0	1
10/15/2021	Dept of Public Health	Admin	Las Cruces	Miller	0	1
10/15/2021	City of Las Cruces	Admin	Las Cruces	Miller	0	1
10/15/2021	NM Tech Instit of Mining	Admin	Socorro	Miller	0	1
10/15/2021	Dept of Public Health	Admin	Las Cruces	Miller	0	1
10/15/2021	Children, Youth & Families	Admin	Las Cruces	Miller	0	1
10/15/2021	City of Las Cruces	Admin	Las Cruces	Miller	0	1
10/22/2021	Santa Fe County	New Employee Orientation	Albuquerque	Lium	11	0

Outreach Meeting Activity cont.

Week Ending	Entity/Agency	Department	Location	Rep	Group Attendees	One/One
10/22/2021	City of Santa Fe	New Employee Orientation	Albuquerque	Lium	11	2
10/22/2021	City of Albuquerque	Retirement Seminar	Albuquerque	Lium	41	2
10/22/2021	City of Albuquerque	National Save for Retirement Week	Albuquerque	Lium	10	0
10/22/2021	City of Las Cruces	Admin	Las Cruces	Miller	0	1
10/22/2021	Dept of Public Safety	Admin	Las Cruces	Miller	0	1
10/22/2021	City of Las Cruces	Admin	Las Cruces	Miller	0	1
10/22/2021	City of Las Cruces	Admin	Las Cruces	Miller	0	1
10/22/2021	City of Hobbs	Admin	Hobbs	Miller	0	1
10/22/2021	Dept of Public Health	Admin	Las Cruces	Miller	0	1
10/22/2021	City of Las Cruces	Admin	Las Cruces	Miller	0	1
10/22/2021	Public Employees Ret Ass	Admin	Santa Fe	Miller	0	1
10/22/2021	NM Courts	12th District Attorney	Alamogordo	Miller	0	1
10/22/2021	Dept of Transportation	Admin	Deming	Miller	0	1
10/22/2021	Dept of Transportation	Admin	Roswell	Miller	0	1
10/22/2021	City of Alamogordo	HR	Alamogordo	Miller	0	1
10/22/2021	Dept of Homeland	Admin	Las Cruces	Miller	0	1
10/22/2021	City of Albuquerque	HR	Albuquerque	Miller	25	1
10/22/2021	Otero County	Admin	Alamogordo	Miller	0	1
10/22/2021	NM Tech Instit of Mining	Admin	Socorro	Miller	0	1
10/28/2021	Eddy County	Sheriff	Carlsbad	Miller	0	1
10/28/2021	NM Courts	12th District Attorney	Alamogordo	Miller	0	1
10/28/2021	Dept of Transportation	Admin	Truth or Consequences	Miller	0	1
10/28/2021	City of Las Cruces	Admin	Las Cruces	Miller	0	1
10/28/2021	City of Alamogordo	Admin	Alamogordo	Miller	0	1
10/28/2021	Dept of Transportation	Admin	Truth or Consequences	Miller	0	1
10/28/2021	City of Alamogordo	Admin	Alamogordo	Miller	0	1
10/28/2021	PERA State Police	Admin	Santa Fe	Miller	12	3
10/28/2021	SW Central Solid Waste	Admin	Las Cruces	Miller	0	1

Outreach Meeting Activity cont.

Week Ending	Entity/Agency	Department	Location	Rep	Group Attendees	One/One
10/28/2021	NM School for the Visually Imp	HR	Alamogordo	Miller	0	1
10/28/2021	Grant County	Detention	Silver City	Miller	0	1
10/28/2021	City of Las Cruces	Police	Las Cruces	Miller	0	1
10/28/2021	NM Courts	5th District Attorney	Roswell	Miller	0	1
10/28/2021	City of Las Cruces	Fire	Las Cruces	Miller	0	1
10/28/2021	City of Las Cruces	Admin	Las Cruces	Miller	0	1
10/28/2021	NM School for the Visually Imp	Admin	Alamogordo	Miller	0	1
10/28/2021	Corrections	SNMCF	Las Cruces	Miller	0	1
10/29/2021	PERA	Retirement Seminar	Albuquerque	Lium	5	0
10/29/2021	City of Santa Fe	Retirement Seminar	Santa Fe	Lium	22	0
10/29/2021	San Juan County	Benefits Fair	Farmington	Lium	62	12
10/29/2021	City of Albuquerque	Benefits Fair	Albuquerque	Lium	438	22
10/29/2021	Socorro County	HR	Socorro	Miller	0	1
10/29/2021	City of Las Cruces	Admin	Las Cruces	Miller	0	1
11/02/2021	City of Las Cruces	Utilities	Las Cruces	Miller	0	1
11/05/2021	Santa Fe County	New Employee Orientation	Santa Fe	Lium	2	0
11/05/2021	City of Santa Fe	New Employee Orientation	Santa Fe	Lium	3	1
11/05/2021	Village of Los Lunas	Fire Station 1; C Shift	Los Lunas	Lium	4	2
11/05/2021	Village of Los Lunas	Fire Station 2; C Shift	Los Lunas	Lium	5	4
11/05/2021	Village of Los Lunas	Fire Station 1; A Shift	Los Lunas	Lium	4	3
11/05/2021	Village of Los Lunas	Fire Station 2; A Shift	Los Lunas	Lium	5	4
11/05/2021	Dept of Public Safety	State Police	Santa Fe	Miller	0	1
11/05/2021	City of Las Cruces	HR	Las Cruces	Miller	0	1
11/05/2021	City of Las Cruces	Admin	Las Cruces	Miller	0	1
11/05/2021	Human Services Division	Child Enforcement	Las Cruces	Miller	0	1
11/05/2021	Corrections	SNMCF	Las Cruces	Miller	0	1
11/05/2021	Human Services Division	Income Support	Las Cruces	Miller	0	1
11/05/2021	Taxation & Revenue	Tax & Revenue	Las Cruces	Miller	0	1

Outreach Meeting Activity cont.

Week Ending	Entity/Agency	Department	Location	Rep	Group Attendees	One/One
11/05/2021	Taxation & Revenue	Tax & Revenue	Las Cruces	Miller	0	1
11/05/2021	City of Las Cruces	Utilities	Las Cruces	Miller	9	9
11/05/2021	Socorro County	HR	Socorro	Miller	0	1
11/05/2021	Office of the Public Defender	Admin	Las Cruces	Miller	0	1
11/05/2021	City of Carlsbad	Admin	Carlsbad	Miller	0	1
11/05/2021	City of Las Cruces	Fire	Las Cruces	Miller	0	1
11/05/2021	Dona Ana County	HR	Las Cruces	Miller	0	1
11/05/2021	Dona Ana County	Admin	Las Cruces	Miller	0	1
11/05/2021	City of Las Cruces	HR	Las Cruces	Miller	0	1
11/05/2021	Human Services Division	Child Enforcement	Las Cruces	Miller	0	1
11/05/2021	Dona Ana County	hr	Las Cruces	Miller	0	1
11/05/2021	Office of the Public Defender	Admin	Las Cruces	Miller	0	1
11/05/2021	Taxation & Revenue	Tax & Revenue	Las Cruces	Miller	0	1
11/05/2021	City of Las Cruces	Utilities	Las Cruces	Miller	0	1
11/05/2021	Office of the Public Defender	Admin	Las Cruces	Miller	5	4
11/05/2021	Human Services Division	Admin	Las Cruces	Miller	11	2
11/05/2021	Dept of Public Health	Ft. Bayard	Silver City	Miller	0	1
11/05/2021	Dona Ana County	Admin	Las Cruces	Miller	0	1
11/05/2021	Dept of Public Health	Admin	Las Cruces	Miller	0	1
11/05/2021	Dept of Public Health	Admin	Santa Fe	Miller	0	1
11/12/2021	City of Albuquerque		Albuquerque	Lium	7	1
11/12/2021	Bernalillo County		Albuquerque	Lium	8	2
11/12/2021	Department of Health	New Employee Orientation	Santa Fe	Lium	18	0
11/12/2021	Department of Public Safety	State Police	Santa Fe	Lium	7	0
11/12/2021	PERA	Retirement Seminar	Albuquerque	Lium	5	0
11/12/2021	Village of Los Lunas	Fire Station 1; A Shift	Los Lunas	Lium	4	2
11/12/2021	Village of Los Lunas	Fire Station 2; A Shift	Los Lunas	Lium	5	3
11/12/2021	Socorro County	Admin	Socorro	Miller	0	1

Outreach Meeting Activity cont.

Week Ending	Entity/Agency	Department	Location	Rep	Group Attendees	One/One
11/12/2021	City of Las Cruces	Wastewater	Las Cruces	Miller	0	1
11/12/2021	Corrections	SNMCF	Las Cruces	Miller	0	1
11/12/2021	Human Services Division	Child Enforcement	Las Cruces	Miller	0	1
11/12/2021	Taxation & Revenue	Tax & Revenue	Las Cruces	Miller	0	1
11/12/2021	City of Las Cruces	Museum	Las Cruces	Miller	0	1
11/12/2021	Lincoln County	Admin	Carrizozo	Miller	0	1
11/12/2021	PERA General Meeting	Admin	Santa Fe	Miller	13	2
11/12/2021	Taxation & Revenue	Tax & Revenue	Las Cruces	Miller	4	2
11/12/2021	Dona Ana County	Admin	Las Cruces	Miller	0	1
11/12/2021	Lincoln County	HR	Carrizozo	Miller	0	1
11/12/2021	City of Las Cruces	Admin	Las Cruces	Miller	0	1
11/12/2021	City of Las Cruces	Fire	Las Cruces	Miller	0	1
11/12/2021	City of Las Cruces	HR	Las Cruces	Miller	0	1
11/12/2021	Dept of Public Safety	State Police	Las Cruces	Miller	0	1
11/12/2021	City of Las Cruces	Admin	Las Cruces	Miller	0	1
11/12/2021	City of Las Cruces	Admin	Las Cruces	Miller	0	1
11/12/2021	Dept of Public Safety	State Police	Las Cruces	Miller	0	1
11/12/2021	NM Courts	3rd District Attorney	Las Cruces	Miller	0	1
11/12/2021	Dept of Public Health	Admin	Las Cruces	Miller	0	1
11/12/2021	City of Las Cruces	Admin	Las Cruces	Miller	0	1
11/17/2021	City of Las Cruces	Utilities	Las Cruces	Miller	12	12
11/19/2021	Santa Fe County	New Employee Orientation	Santa Fe	Lium	11	0
11/19/2021	City of Santa Fe	New Employee Orientation	Santa Fe	Lium	12	2
11/19/2021	City of Santa Fe	Fire Academy	Santa Fe	Lium	16	4
11/19/2021	Torrance County	Open Enrollment	Estancia	Lium	22	4
11/19/2021	PERA	Retirement Seminar	Albuquerque	Lium	6	0
11/19/2021	Bernalillo County	New Employee Orientation	Albuquerque	Lium	7	0
11/19/2021	Taxation and Revenue Department	New Employee Orientation	Santa Fe	Lium	5	0

Outreach Meeting Activity cont.

Week Ending	Entity/Agency	Department	Location	Rep	Group Attendees	One/One
11/19/2021	Corral Communities Charter School		Albuquerque	Lium	4	0
11/19/2021	City of Albuquerque	Transit	Albuquerque	Lium	4	1
11/19/2021	City of Las Cruces	Fire	Las Cruces	Miller	0	1
11/19/2021	City of Las Cruces	Admin	Las Cruces	Miller	0	1
11/19/2021	Elephant Butte Irrigation Distr	Admin	Las Cruces	Miller	0	1
11/19/2021	City of Las Cruces	HR	Las Cruces	Miller	0	1
11/19/2021	Dona Ana County	HR	Las Cruces	Miller	0	1
11/19/2021	City of Las Cruces	Admin	Las Cruces	Miller	9	7
11/19/2021	Elephant Butte Irrigation Distr	Admin	Las Cruces	Miller	0	1
11/19/2021	NM Courts	5th District Court	Carlsbad	Miller	0	1
11/19/2021	NM Courts	5th District Court	Carlsbad	Miller	0	1
11/26/2021	PERA	Retirement Seminar	Albuquerque	Lium	5	0
11/26/2021	Department of Public Safety	State Police	Albuquerque	Lium	6	0
11/26/2021	City of Albuquerque		Albuquerque	Lium	0	2
11/26/2021	Bernalillo County		Albuquerque	Lium	0	1
11/26/2021	NM Courts	5th District Attorney	Carlsbad	Miller	0	1
11/26/2021	Eddy County	Admin	Carlsbad	Miller	0	1
11/26/2021	Dona Ana County	HR	Las Cruces	Miller	0	1
11/26/2021	City of Alamogordo	HR	Alamogordo	Miller	0	1
11/26/2021	NM School for the Visually Imp	HR	Alamogordo	Miller	0	1
11/26/2021	Eddy County	HR	Carlsbad	Miller	0	1
11/26/2021	City of Alamogordo	HR	Alamogordo	Miller	0	1
11/26/2021	Eddy County	hr	Carlsbad	Miller	0	1
11/26/2021	City of Alamogordo	HR	Alamogordo	Miller	0	1
12/03/2021	Santa Fe County	New Employee Orientation	Santa Fe	Lium	6	0
12/03/2021	City of Santa Fe	New Employee Orientation	Santa Fe	Lium	8	5
12/03/2021	Bernalillo County	New Employee Orientation	Albuquerque	Lium	6	0
12/03/2021	Town of Taos		Taos	Lium	2	0
12/03/2021	Taos County		Taos	Lium	2	0

Outreach Meeting Activity cont.

Week Ending	Entity/Agency	Department	Location	Rep	Group Attendees	One/One
12/03/2021	Dept of Public Health	Admin	Socorro	Miller	0	1
12/03/2021	Dept of Public Health	Veterans Home	Truth or Consequences	Miller	0	1
12/03/2021	City of Hobbs	Fire	Hobbs	Miller	0	1
12/03/2021	Dept of Transportation	Admin	Las Cruces	Miller	0	1
12/03/2021	Public Employees Ret Ass	Admin	Santa Fe	Miller	0	1
12/03/2021	Elephant Butte Irrigation Distr	Admin	Las Cruces	Miller	0	1
12/03/2021	City of Hobbs	Admin	Hobbs	Miller	0	1
12/03/2021	Elephant Butte Irrigation Distr	Admin	Las Cruces	Miller	5	5
12/03/2021	SW Central Solid Waste	Admin	Las Cruces	Miller	0	1
12/10/2021	Bernalillo County	Fire Station 46	Tijeras	Lium	4	2
12/10/2021	Village of Los Lunas	Fleet Management	Los Lunas	Lium	4	2
12/10/2021	Albuquerque Fire Rescue	Station 10	Albuquerque	Lium	3	3
12/10/2021	PERA	Retirement Seminar	Albuquerque	Lium	4	0
12/10/2021	City of Albuquerque		Albuquerque	Lium	2	1
12/10/2021	Bernalillo County		Albuquerque	Lium	2	1
12/10/2021	City of Santa Fe	City Hall	Santa Fe	Lium	2	1
12/10/2021	Dona Ana County	HR	Las Cruces	Miller	0	1
12/10/2021	City of Las Cruces	HR	Las Cruces	Miller	0	1
12/10/2021	Dept of Public Health	Admin	Las Cruces	Miller	0	1
12/10/2021	PERA General Meeting	Admin	Santa Fe	Miller	12	2
12/17/2021	Santa Fe County	New Employee Orientation	Santa Fe	Lium	6	0
12/17/2021	City of Santa Fe	New Employee Orientation	Santa Fe	Lium	5	4
12/17/2021	City of Albuquerque	Retirement Seminar	Albuquerque	Lium	40	4
12/17/2021	Taxation and Revenue Department	New Employee Orientation	Santa Fe	Lium	15	0
12/17/2021	Bernalillo County	New Employee Orientation	Albuquerque	Lium	5	0
12/17/2021	Department of Health	New Employee Orientation	Santa Fe	Lium	6	0
12/17/2021	City of Albuquerque	Admin	Albuquerque	Miller	25	1
12/17/2021	Dept of Military Affairs	Admin	Roswell	Miller	0	1
12/17/2021	NM Tech Instit of Mining	Admin	Socorro	Miller	0	1

Outreach Meeting Activity cont.

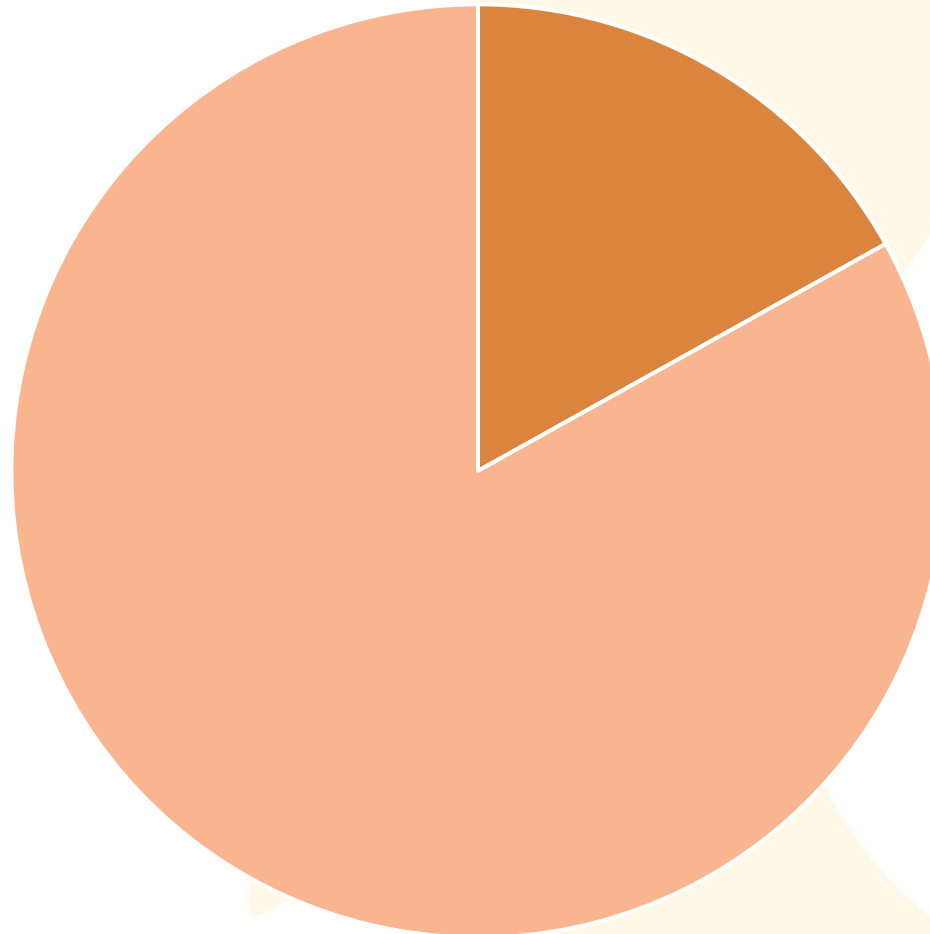
Week Ending	Entity/Agency	Department	Location	Rep	Group Attendees	One/One
12/17/2021	NM Courts	3rd District Court	Las Cruces	Miller	0	1
12/17/2021	Elephant Butte Irrigation Distr	Admin	Las Cruces	Miller	0	1
12/24/2021	San Juan County	Sheriff	Aztec	Lium	4	4
12/24/2021	Dona Ana County	HR	Las Cruces	Miller	0	1
12/24/2021	Eddy County	Admin	Carlsbad	Miller	0	1
12/24/2021	Corrections	SNMCF	Las Cruces	Miller	0	1
12/24/2021	Dept of Transportation	Admin	Roswell	Miller	0	1
12/24/2021	Dept of Transportation	Admin	Roswell	Miller	0	1
12/24/2021	Dept of Transportation	Admin	Roswell	Miller	0	1
12/24/2021	Dept of Transportation	Admin	Roswell	Miller	0	1
12/24/2021	NM Courts	12th District Court	Alamogordo	Miller	0	1
12/31/2021	City of Santa Fe	New Employee Orientation	Santa Fe	Lium	5	2
12/31/2021	PERA	Retirement Seminar	Albuquerque	Lium	4	0
12/31/2021	Department of Public Safety	State Police	Santa Fe	Lium	3	0
12/31/2021	Dept of Transportation	Admin	Roswell	Miller	0	1
12/31/2021	City of Las Cruces	HR	Las Cruces	Miller	0	1
12/31/2021	Children, Youth & Families	Juvenile Prob	Las Cruces	Miller	0	1
12/31/2021	NM Courts	3rd District Attorney	Las Cruces	Miller	0	1
12/31/2021	Dept of Public Health	Admin	Las Cruces	Miller	0	1

Participant Services



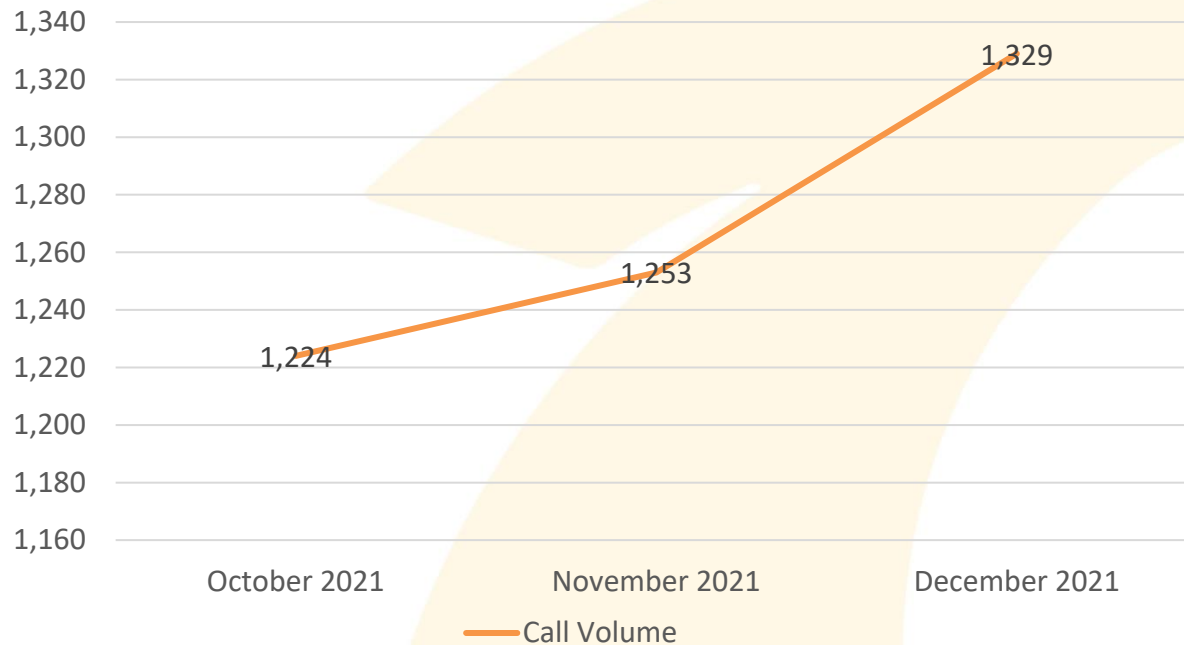
Participant Contact Summary

October 1, 2021 - December 31, 2021



■ Call Center (10,822) ■ Participant Web (53,156)

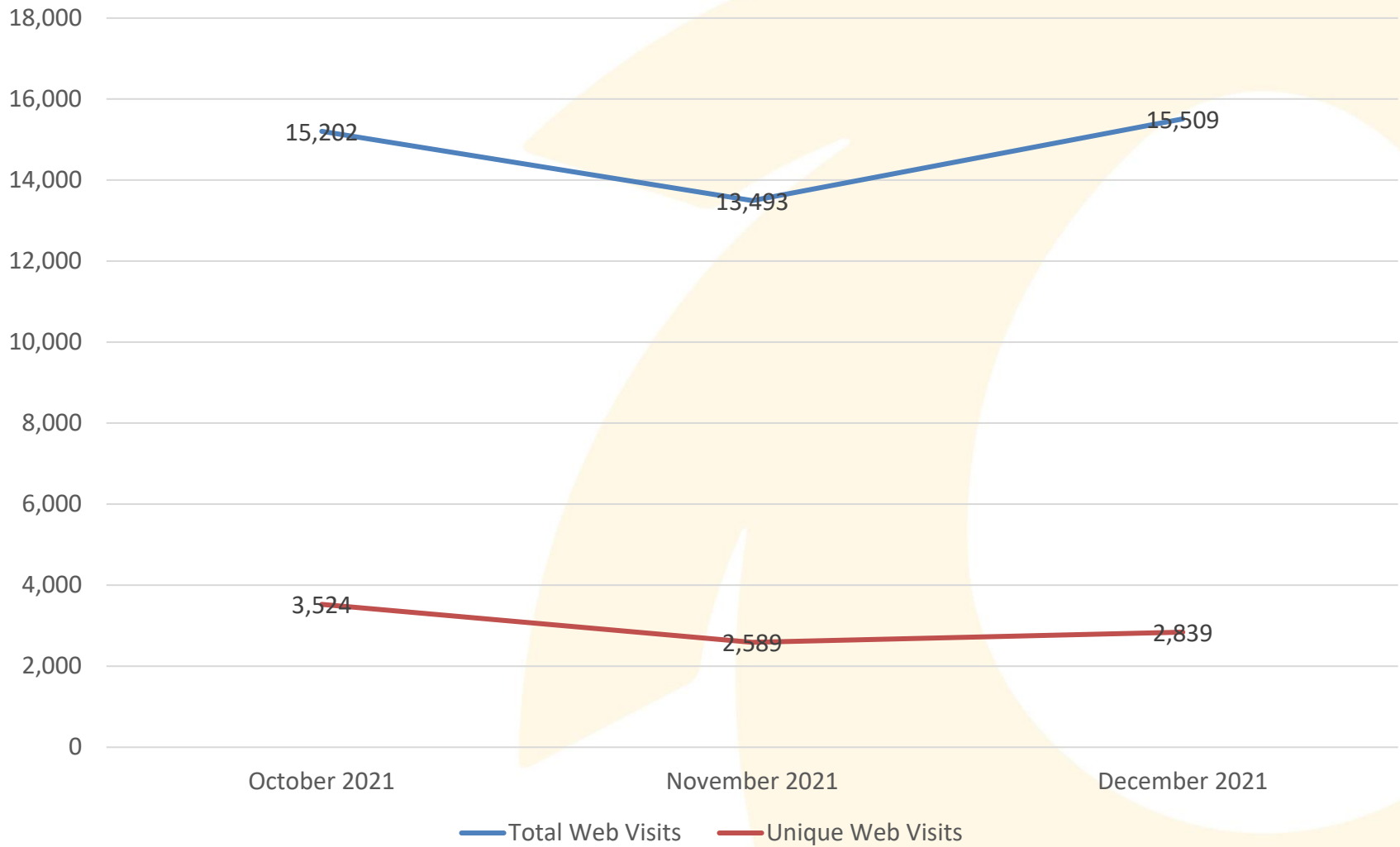
Call Center Activity October 1, 2021 - December 31, 2021



	Call Volume	Average Speed of Answer (Seconds)	Average Call Length (Minutes)	Number of Abandoned Calls	Percentage of Abandoned Calls
October 2021	1,224	9	6:65	9	0.01%
November 2021	1,253	15	7:08	40	0.03%
December 2021	1,329	3	7:02	2	0.00%

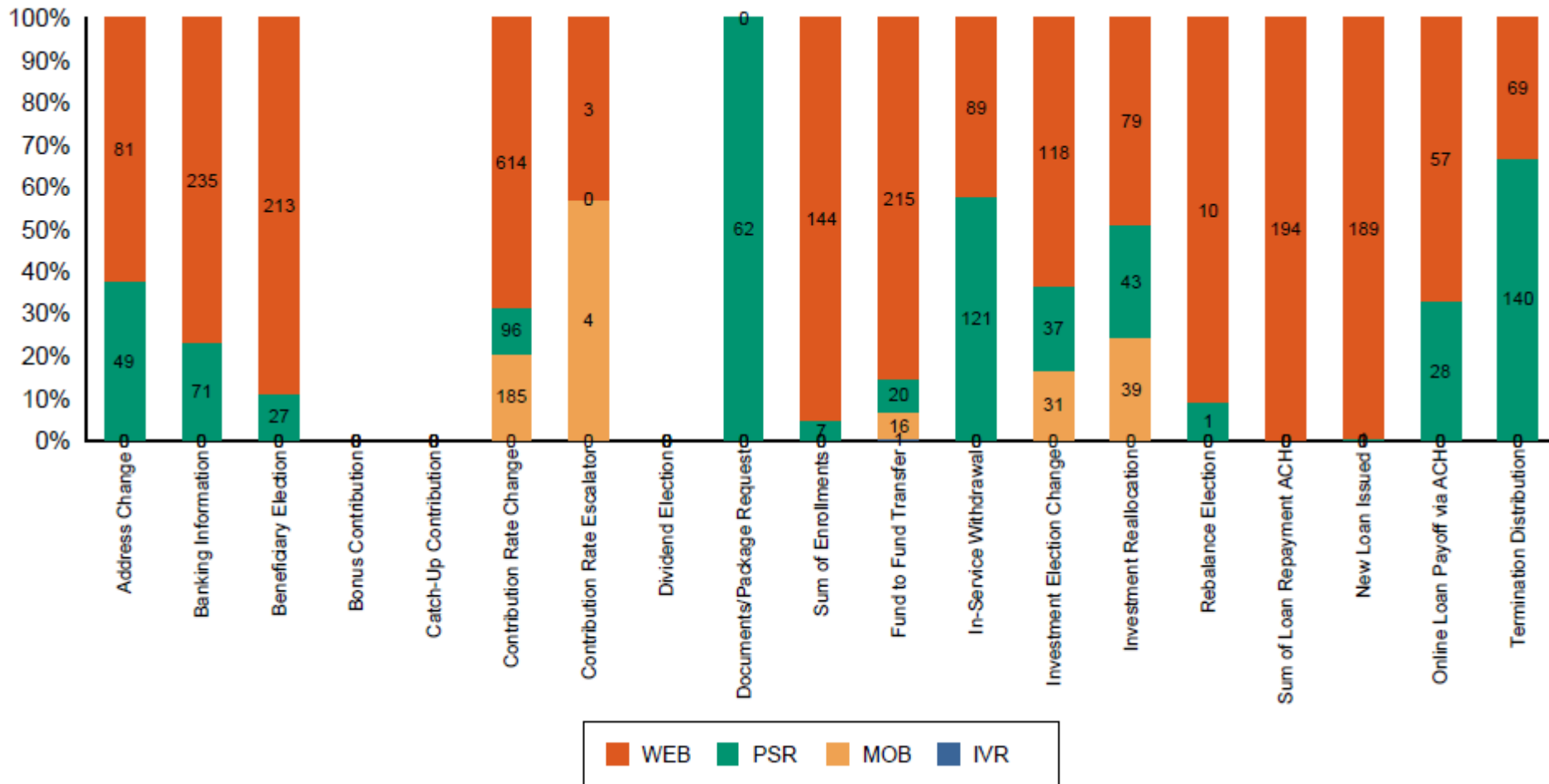
Participant Web Activity

October 1, 2021 - December 31, 2021



Paperless Transactions by Channel

October 1, 2021 - December 31, 2021



Paperless Transactions Volume

October 1, 2021 - December 31, 2021

Paperless Transaction Description	Transaction Volume
Address Change	130
Banking Information	306
Beneficiary Election	240
Bonus Contribution	0
Catch-up Contribution	0
Contribution Rate Change	895
Contribution Rate Escalator	7
Dividend Election	0
Document/Package Request	62
Fund to Fund Transfer	252
In-service Withdrawal	210
Investment Election Change	186
Investment Reallocation	161
Rebalance Election	11
Loan Repayment ACH Election	194
New Loans Issued	190
Online Loan Payoff via ACH	85
Termination Distribution	209

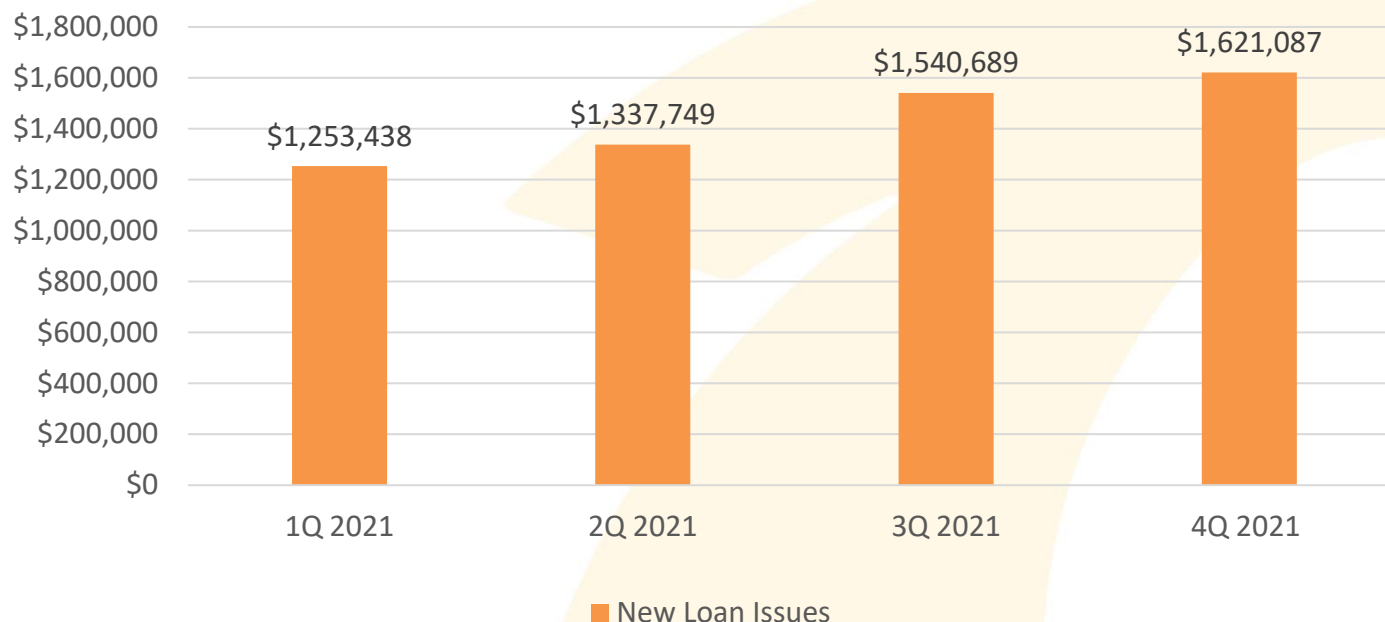
Enrollments for the Period: 151

Transaction Processed Summary

October 1, 2021 - December 31, 2021

Transactions	Transaction Volume
Contributions	94,076
Rebalance Transfers	56
Loan Repayment	5,715
Loans Re-amortized	1
Dividend Pass-Throughs	0
Dividend Reinvestments	22,211
Fee Deductions	25,529
Installment Distributions via Check	103
Installment Distributions via ACH	823
Forced Deminimus Distributions	0
Required Minimum Distributions	635
Forced Default Rollover Distributions	0
Total:	149,149

Loan Summary As of December 31, 2021



New Loans Issued 4Q 2021	\$1,621,086.72
Total Outstanding Loans as of December 31, 2021	1,985
Total Outstanding Loan Balance as of December 31, 2021	\$11,075,891.75
Total Outstanding Deemed Loan Balance as of December 31, 2021	\$3,785,479.92

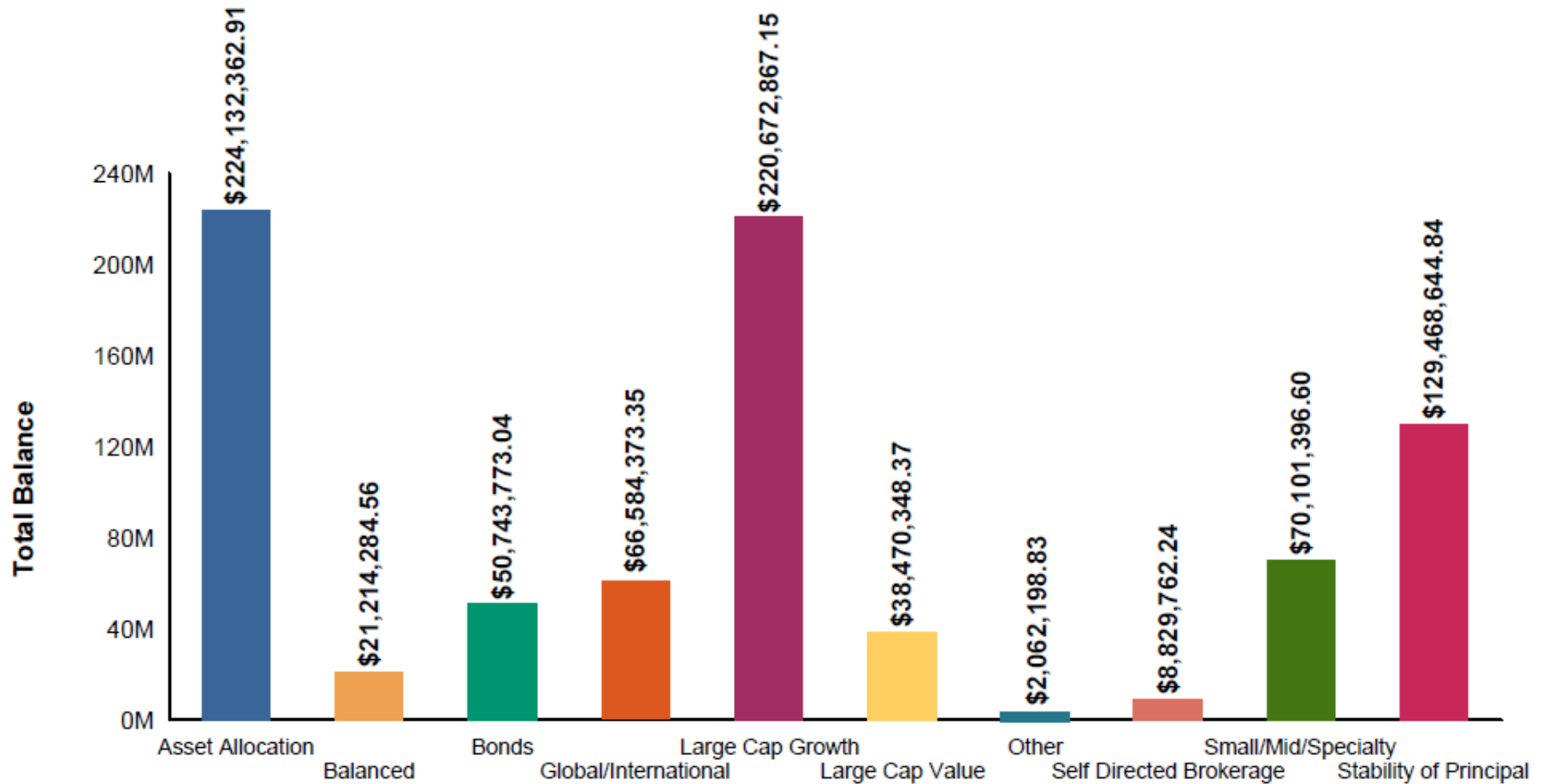
Voya Retirement Advisors, LLC Summary

	October 2021	November 2021	December
Total participants eligible for advice	22,625	22,668	22,641
Advisor Service Activity			
# Participants with a balance that have used the VRA Services	2,309	2,315	2,318
% Participants with a balance that have used the VRA Services	10.21%	10.21%	10.24%
VRA Advisor Calls	450	439	443
Online Advice Adopters	672	682	684
Professional Management Members	1,187	1,194	1,191
Monthly VRA Investment Advisor Activity			
Calls	31	37	32
Received a Retirement Plan	21	19	22
Processed a Transaction	4	9	6
Monthly Online Activity			
New Adopters	13	9	9
Received Forecast	12	9	8
Received Advice Online	12	9	6
Professional Management Activity			
Net Activity	20	7	(3)
Total Members	1,187	1,194	1,191
Total Members Assets	\$61,173,130	\$60,502,615	\$61,573,774
Average Member Balance	\$51,536	\$50,672	\$51,699

Asset Analysis



Asset Class Summary As of December 31, 2021



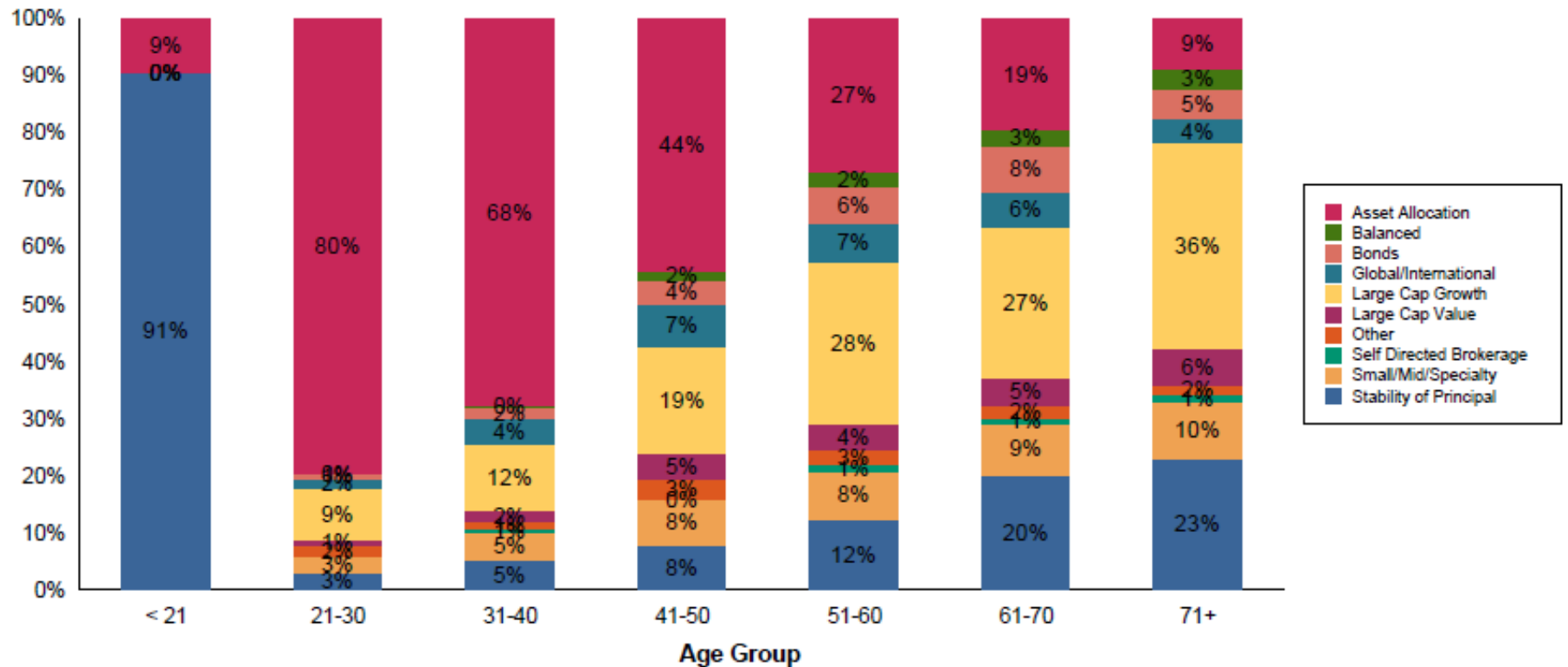
Asset Class Summary

As of December 31, 2021

Asset Class	Balance	Percentage of Total Assets
Asset Allocation	\$224,132,362.91	26.92%
Balanced	\$21,214,284.56	2.55%
Bonds	\$50,743,773.04	6.10%
Global/International	\$66,584,373.35	8.00%
Large Cap Growth	\$220,672,867.15	26.51%
Large Cap Value	\$38,470,348.37	4.62%
Other	\$2,062,198.83	0.26%
Self Directed Brokerage	\$8,829,762.24	1.06%
Small/Mid/Specialty	\$70,101,396.60	8.42%
Stability of Principal	\$129,468,644.84	15.56%

Asset Class Balances by Age Group

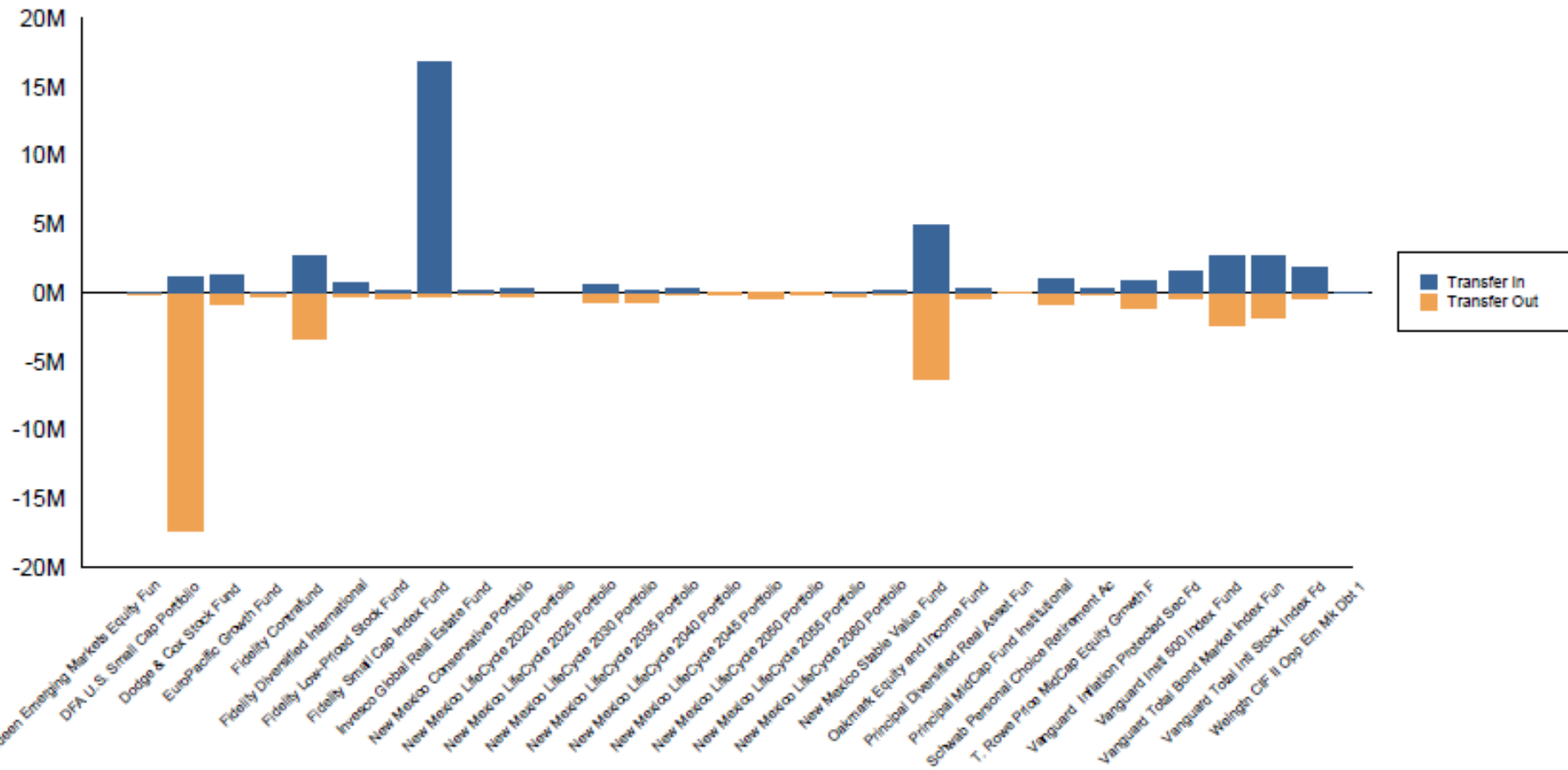
As of December 31, 2021



Age Range	< 21	21 - 30	31 - 40	41 - 50	51 - 60	61 - 70	71+
Total Balance	\$144,011.93	\$9,299,464.13	\$51,807,904.23	\$121,021,887.77	\$239,288,987.45	\$267,788,420.32	\$142,961,300.69
Total Participants	16	789	2,034	2,076	1,787	1,272	2

Transfer Activity by Investment

October 1, 2021 - December 31, 2021



Transfer Activity by Investment

October 1, 2021 – December 31, 2021

Investment Name	Transfers In	Transfers Out	Net
	\$0.00	\$0.00	\$0.00
Aberdeen Emerging Markets Equity Fun	\$43,412.65	(\$170,448.04)	-\$127,035.39
DFA U.S. Small Cap Portfolio	\$1,108,921.62	(\$17,263,287.21)	-\$16,154,365.59
Dodge & Cox Stock Fund	\$1,214,290.79	(\$834,918.51)	\$379,372.28
EuroPacific Growth Fund	\$48,431.37	(\$254,145.78)	-\$205,714.41
Fidelity Contrafund	\$2,587,534.32	(\$3,293,417.46)	-\$705,883.14
Fidelity Diversified International	\$676,296.69	(\$285,899.77)	\$390,396.92
Fidelity Low-Priced Stock Fund	\$91,984.25	(\$384,297.52)	-\$292,313.27
Fidelity Small Cap Index Fund	\$16,821,532.54	(\$281,691.64)	\$16,539,840.90
Invesco Global Real Estate Fund	\$79,887.74	(\$142,045.44)	-\$62,157.70
New Mexico Conservative Portfolio	\$297,283.03	(\$369,511.25)	-\$72,228.22
New Mexico LifeCycle 2020 Portfolio	\$0.00	\$0.00	\$0.00
New Mexico LifeCycle 2025 Portfolio	\$533,719.39	(\$624,794.43)	-\$91,075.04
New Mexico LifeCycle 2030 Portfolio	\$152,154.46	(\$754,992.01)	-\$602,837.55
New Mexico LifeCycle 2035 Portfolio	\$218,523.55	(\$205,321.95)	\$13,201.60
New Mexico LifeCycle 2040 Portfolio	\$5,251.96	(\$170,324.83)	-\$165,072.87
New Mexico LifeCycle 2045 Portfolio	\$21,747.01	(\$410,236.72)	-\$388,489.71
New Mexico LifeCycle 2050 Portfolio	\$1,478.17	(\$126,412.90)	-\$124,934.73
New Mexico LifeCycle 2055 Portfolio	\$52,127.16	(\$292,617.60)	-\$240,490.44
New Mexico LifeCycle 2060 Portfolio	\$113,760.27	(\$97,025.34)	\$16,734.93
New Mexico Stable Value Fund	\$4,819,482.55	(\$6,318,255.11)	-\$1,498,772.56
Oakmark Equity and Income Fund	\$219,228.86	(\$486,207.98)	-\$266,979.12
Principal Diversified Real Asset Fun	\$6,146.85	(\$19,936.78)	-\$13,789.93
Principal MidCap Fund Institutional	\$1,022,546.97	(\$858,641.78)	\$163,905.19
Schwab Personal Choice Retirement Ac	\$293,004.10	(\$210,522.15)	\$82,481.95
T. Rowe Price MidCap Equity Growth F	\$883,498.19	(\$1,128,198.80)	-\$244,700.61
Vanguard Inflation Protected Sec Fd	\$1,588,301.37	(\$485,160.97)	\$1,103,140.40
Vanguard Instl 500 Index Fund	\$2,692,458.67	(\$2,367,894.53)	\$324,564.14
Vanguard Total Bond Market Index Fun	\$2,694,287.88	(\$1,785,409.38)	\$908,878.50
Vanguard Total Intl Stock Index Fd	\$1,820,141.24	(\$472,640.00)	\$1,347,501.24
Wellgtn CIF II Opp Em Mkt Dbt 1	\$33,089.07	(\$46,226.84)	-\$13,137.77
	\$40,140,482.72	(\$40,140,482.72)	\$0.00

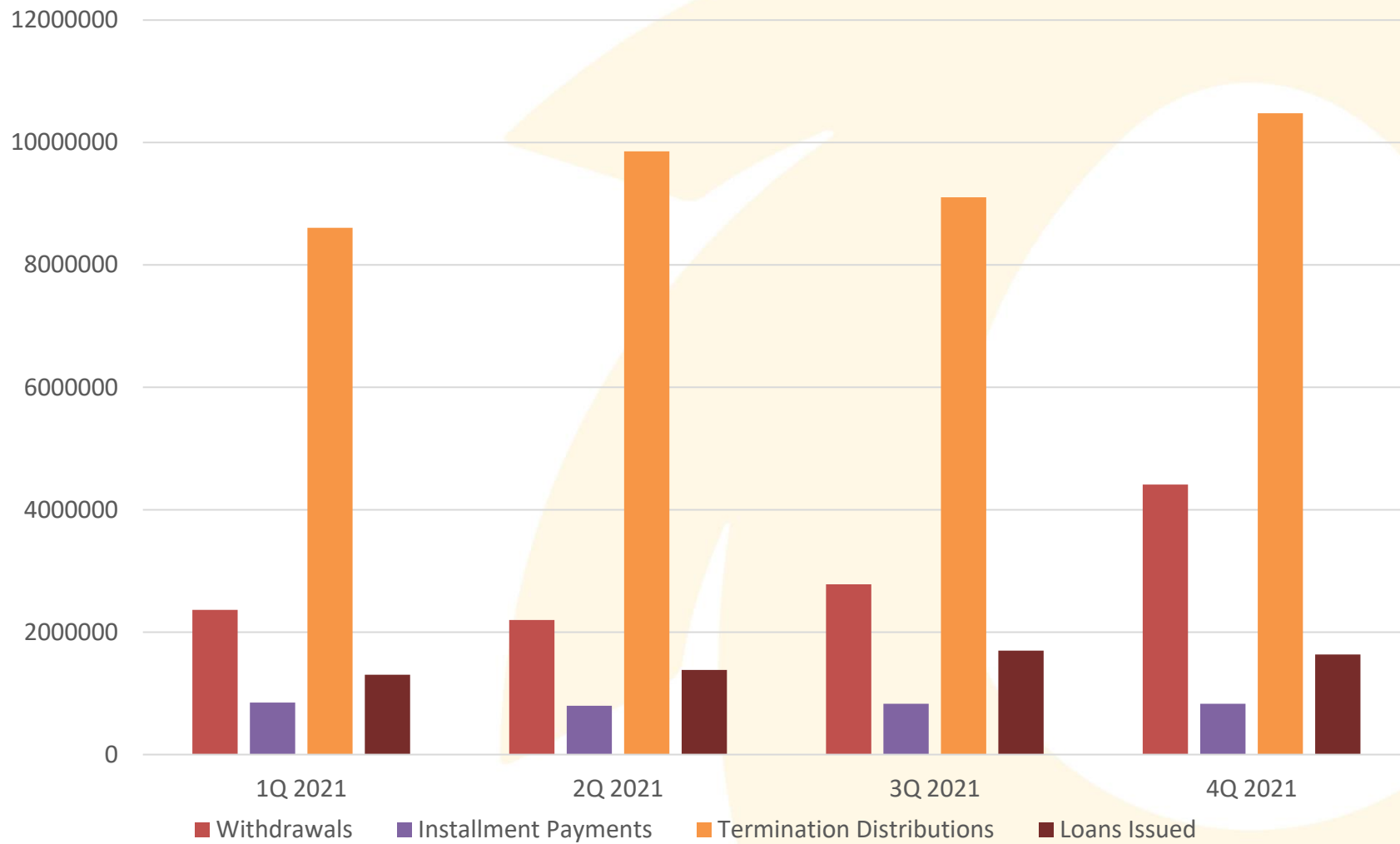
Withdrawals and Distributions by Investment

October 1, 2021 - December 31, 2021

Fund Long Name	Withdrawals	Terminations
Aberdeen Emerging Markets Equi	-\$4,329.85	-\$17,709.10
DEEMED LOAN FUND	-\$118,154.85	
DFA U.S. Small Cap Portfolio	-\$35,350.20	-\$129,380.12
Dodge & Cox Stock Fund	-\$250,958.31	-\$559,598.50
EuroPacific Growth Fund	-\$33,920.84	-\$96,884.80
Fidelity Contrafund	-\$381,903.49	-\$846,446.83
Fidelity Diversified Internati	-\$52,053.21	-\$144,832.10
Fidelity Low-Priced Stock Fund	-\$41,359.74	-\$200,484.05
Fidelity Small Cap Index Fund	-\$28,792.67	-\$44,522.51
Invesco Global Real Estate Fun	-\$1,009.76	-\$11,729.43
New Mexico Conservative Portfo	-\$192,555.83	-\$969,932.67
New Mexico LifeCycle 2025 Port	-\$308,189.08	-\$766,217.24
New Mexico LifeCycle 2030 Port	-\$72,290.16	-\$48,261.29
New Mexico LifeCycle 2035 Port	-\$74,604.19	-\$527,083.40
New Mexico LifeCycle 2040 Port	-\$14,705.72	-\$159,979.91
New Mexico LifeCycle 2045 Port	-\$187,902.95	-\$172,474.20
New Mexico LifeCycle 2050 Port	-\$11,108.83	-\$41,301.06
New Mexico LifeCycle 2055 Port	-\$102,157.67	-\$328,409.60
New Mexico Stable Value Fund	-\$895,347.44	-\$1,958,088.93
Oakmark Equity and Income Fund	-\$138,510.47	-\$156,130.91
Principal Diversified Real Ass	-\$977.81	-\$19,202.49
Principal MidCap Fund Institut	-\$66,848.70	-\$287,117.75
T. Rowe Price MidCap Equity Gr	-\$165,346.33	-\$631,368.30
Vanguard Inflation Protected	-\$51,014.18	-\$50,514.93
Vanguard Instl 500 Index Fund	-\$900,558.06	-\$1,872,879.27
Vanguard Total Bond Market Ind	-\$246,179.66	-\$944,027.32
Vanguard Total Intl Stock Inde	-\$151,457.93	-\$306,246.06
Wellgtn CIF II Opp Em Mk Dbt 1	-\$2,021.20	-\$16,251.98

Withdrawal and Distribution Breakdown

January 1, 2021 – December 31, 2021



Quarterly Fee Reconciliation

REVENUES		1Q 2021	2Q 2021	3Q 2021	4Q 2021
PARTICIPANT REVENUES					
Asset / Admin Fee Amount Collected*					
Asset / Admin Fee Amount Collected**		\$369,698.20	\$375,749.43	\$357,667.39	\$379,523.71
PRODUCT PROVIDER REVENUES					
	Total Product Provider Revenues	\$33,254.08	\$33,606.77	\$39,413.42	\$31,000.00
GRAND TOTAL REVENUES		\$402,952.28	\$409,356.20	\$397,080.81	\$410,523.71
PAYMENTS					
Voya Recordkeeping Fee					
Participants					
	Per Participant Fee	\$13.587500	\$13.587500	\$13.587500	\$13.587500
	Number of Participants collected from	23013	23015	22,947	22,990
	Total Recordkeeping Fee	\$312,689.14	\$312,716.31	\$311,792.36	\$312,376.63
MEKETA CONSULTING FEE		\$22,500.00	\$22,500.00	\$22,500.00	\$22,500.00
PERA PAYMENT FOR EXPENSES		\$25,000.00	\$25,000.00	\$25,000.00	\$25,000.00
GRAND TOTAL PAYMENT		\$360,189.14	\$360,216.31	\$359,292.36	\$359,876.63
**Participant fee is \$10 per quarter plus 0.135% of assets, not to exceed \$26 per quarter.					
**Participant fee is waived for the first two quarters or until the account balance reaches \$1000, whichever comes first.					

Important disclosure

Not FDIC/NCUA/NCUSIF Insured • Not a Deposit of a Bank/Credit Union • May Lose Value • Not Bank/Credit Union Guaranteed • Not Insured by Any Federal Government Agency

Any insurance products, annuities and funding agreements that you may have purchased are sold as securities and are issued by Voya Retirement Insurance and Annuity Company ("VRIAC"). Fixed annuities are issued by VRIAC. VRIAC is solely responsible for meeting its obligations. Plan administrative services provided by VRIAC or Voya Institutional Plan Services, LLC ("VIPS"). Neither VRIAC nor VIPS engage in the sale or solicitation of securities. If custodial or trust agreements are part of this arrangement, they may be provided by Voya Institutional Trust Company. All companies are members of the Voya family of companies. Securities distributed by Voya Financial Partners, LLC (member SIPC) or other broker-dealers with which it has a selling agreement. All products or services may not be available in all states.