


PERA *SmartSave*

Deferred Compensation Plan 

Public Employees Retirement Association of New Mexico

1st Quarter 2023 (March)
Plan Service Review

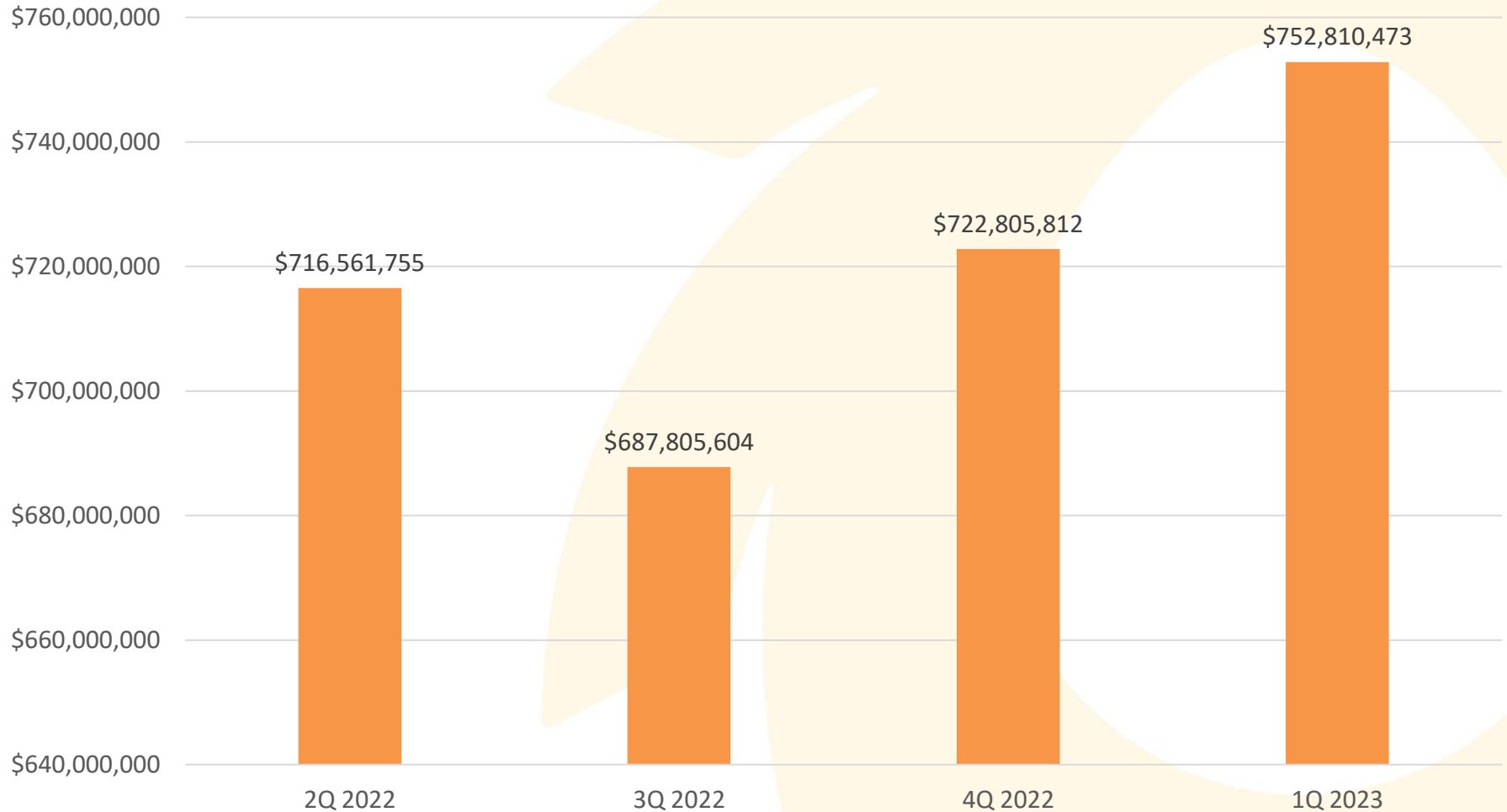


Participant Analysis



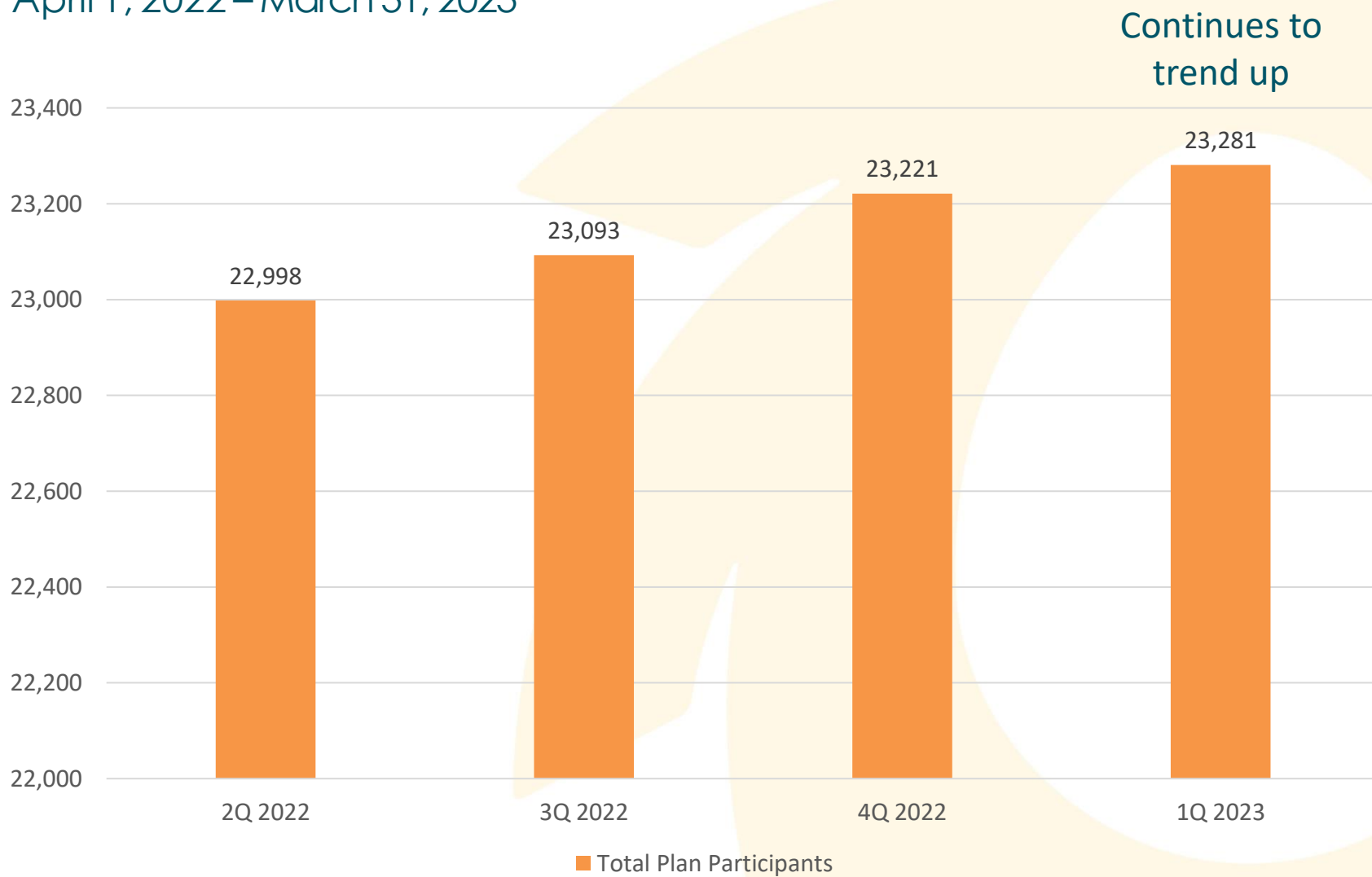
Participation Balance Summary

January 1, 2023 – March 31, 2023 (excludes Deemed Loans)

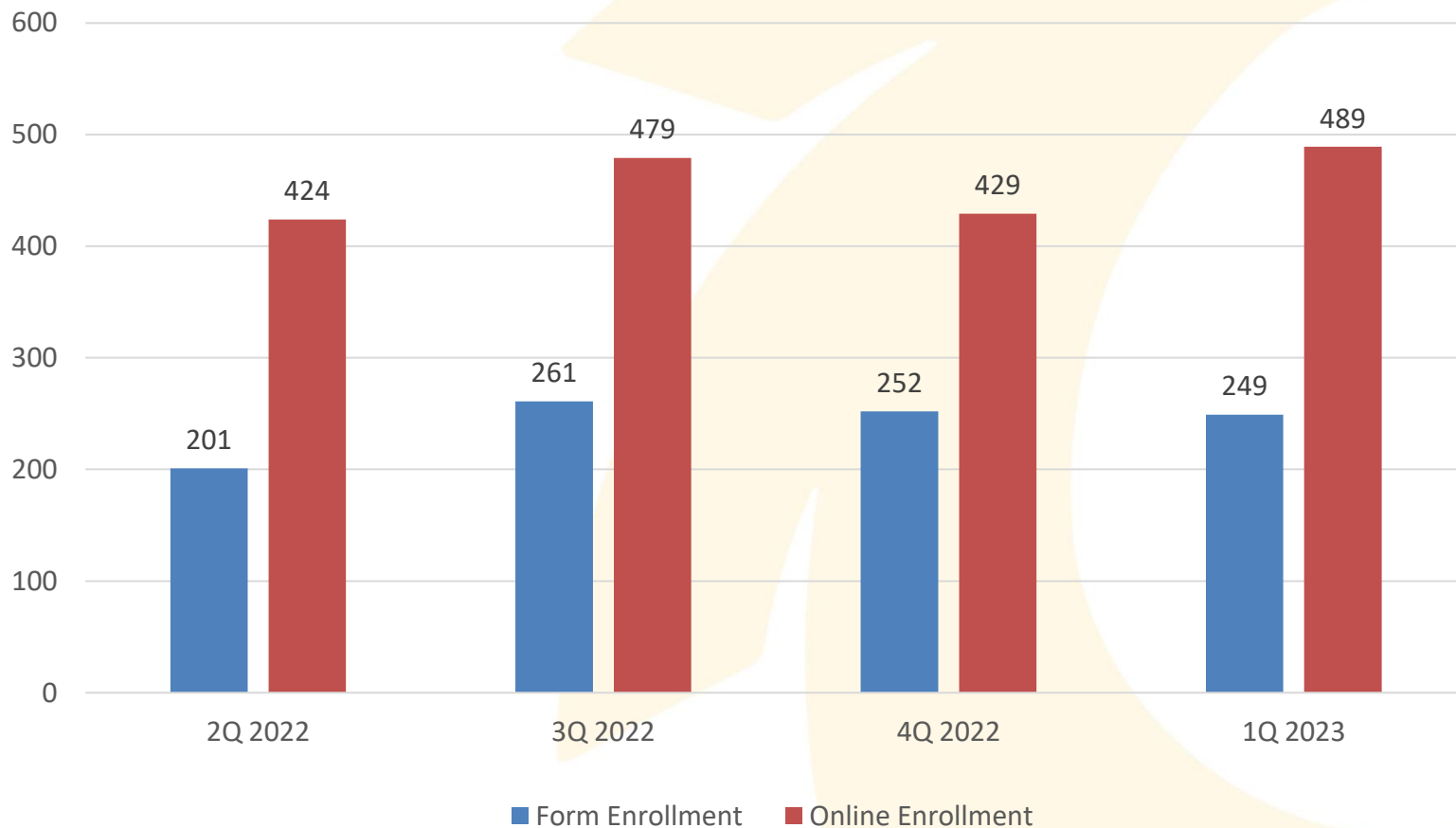


Participation Rate Summary

April 1, 2022 – March 31, 2023

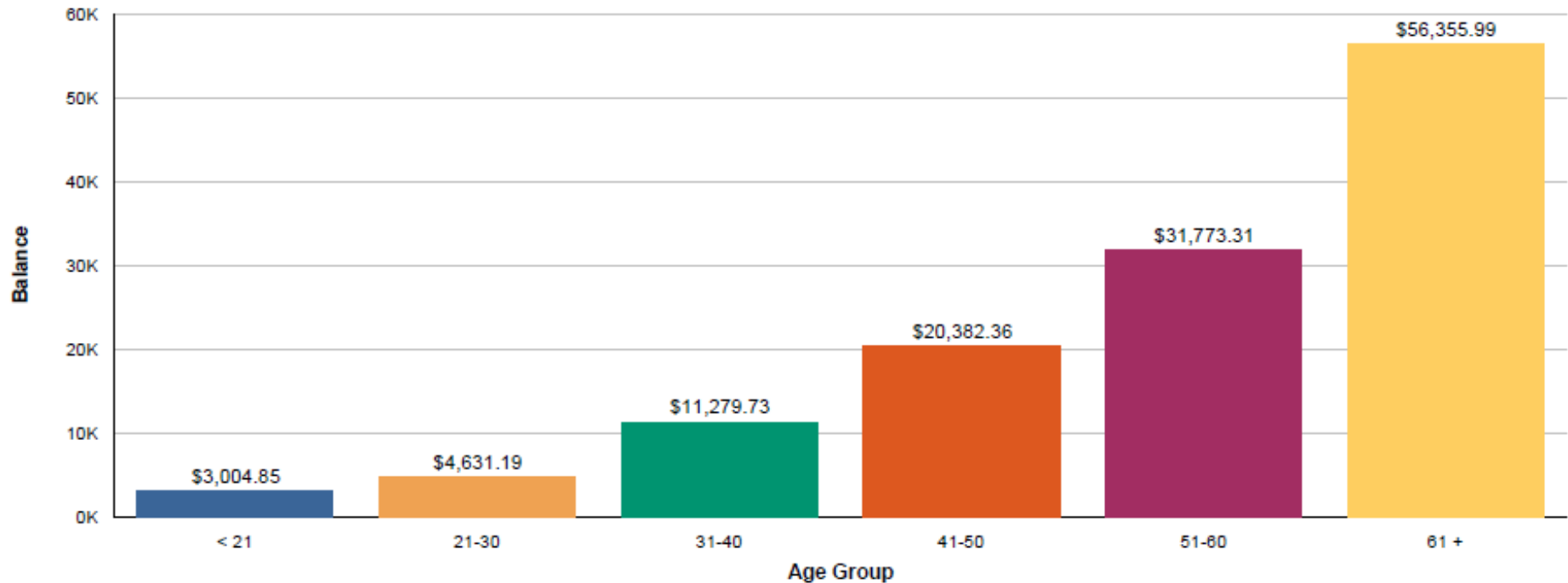


Enrollment Summary April 1, 2022 – March 31, 2023



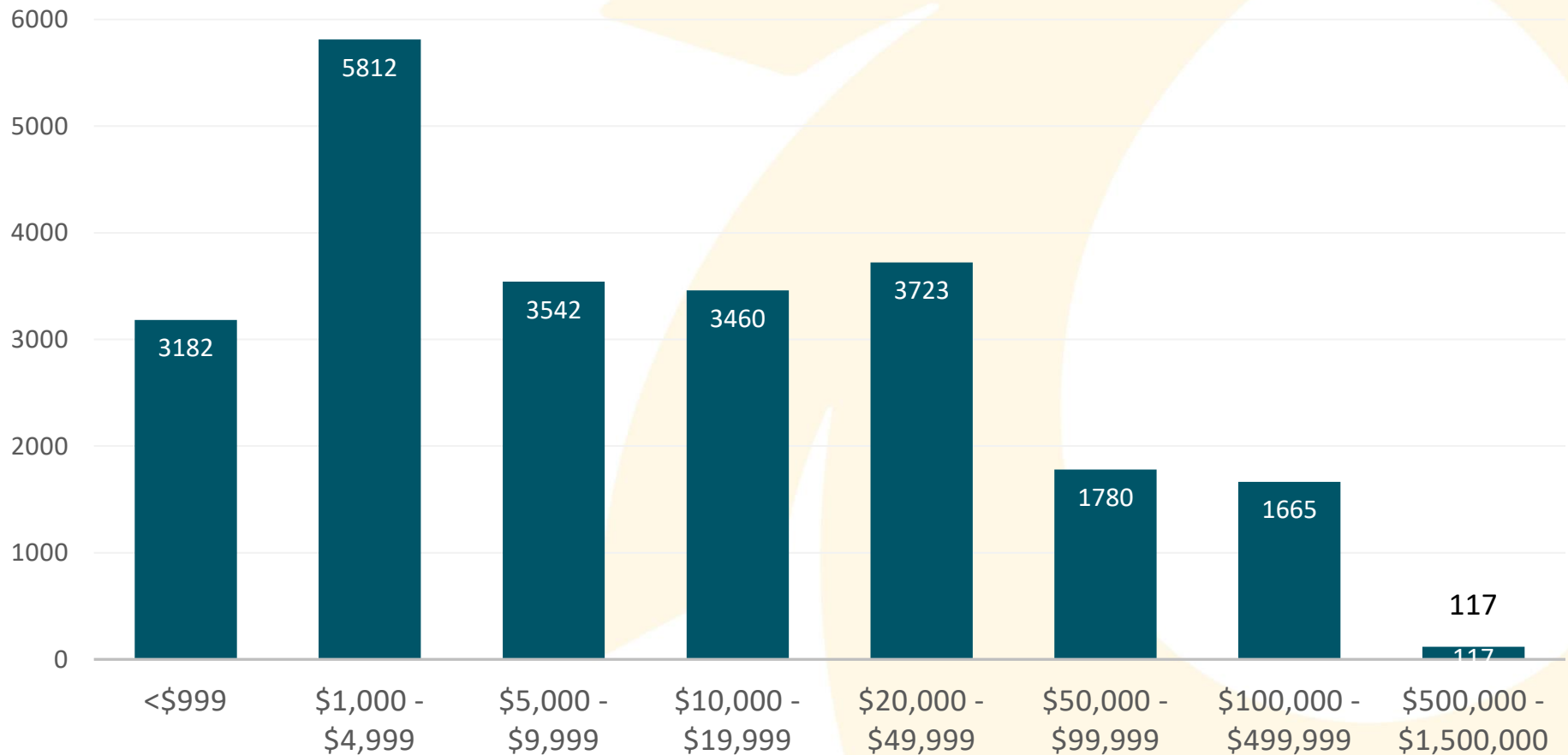
Average Balances by Age

As of March 31, 2023

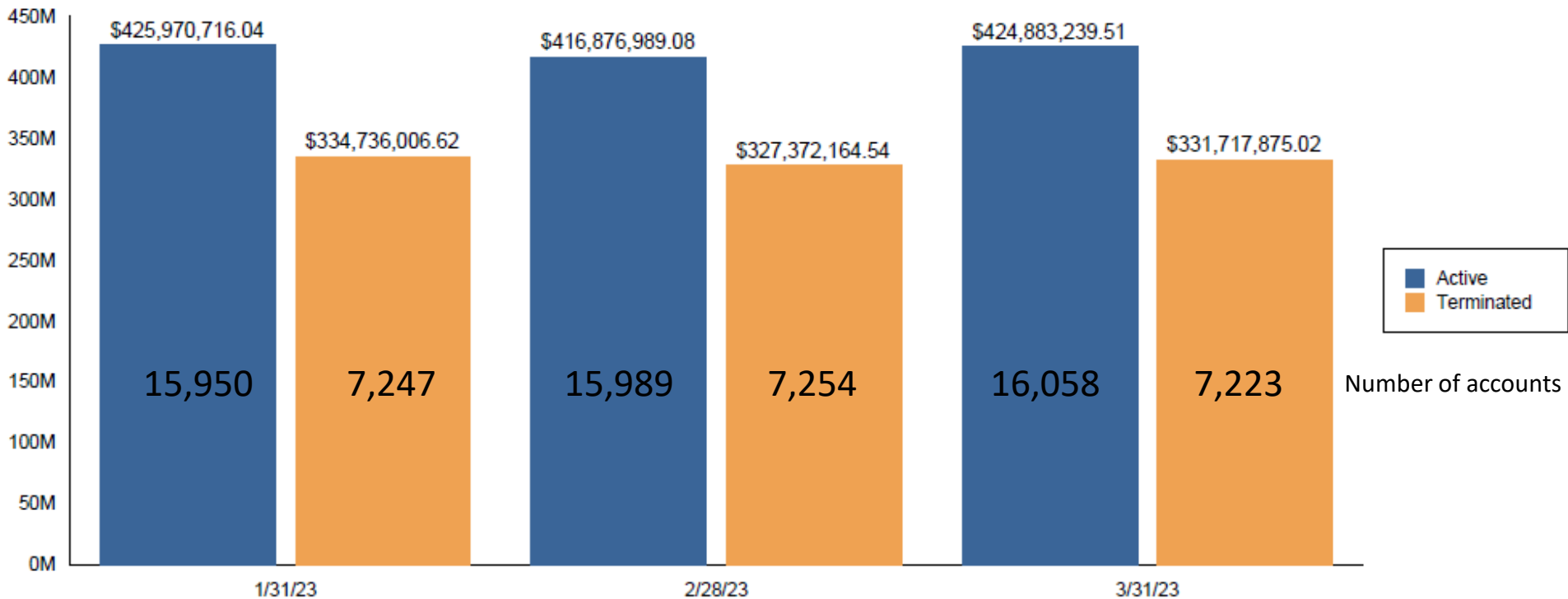


Number of Participants by Balance

As of March 31, 2023

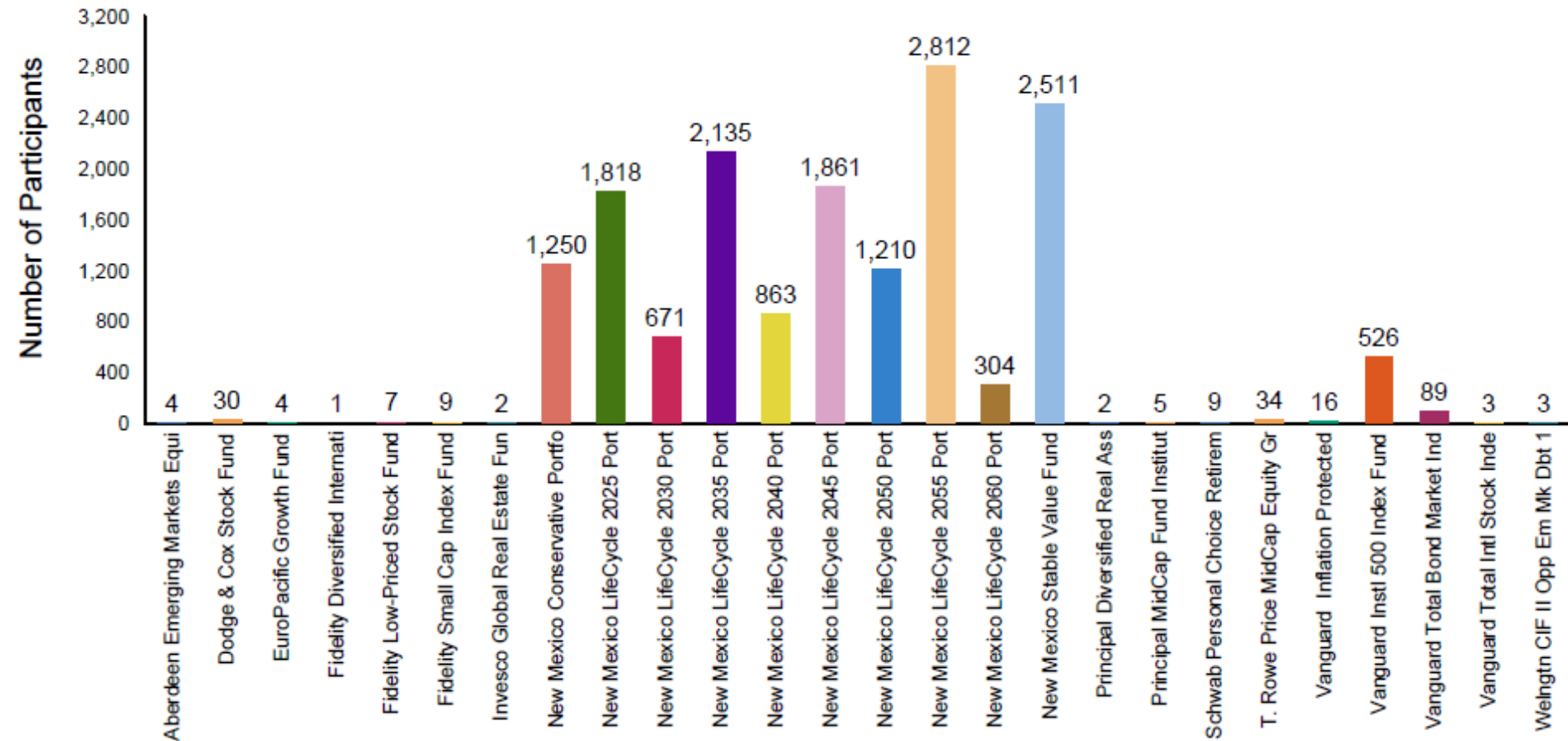


Balances by Status As of March 31, 2023 (Deemed Loan Included)



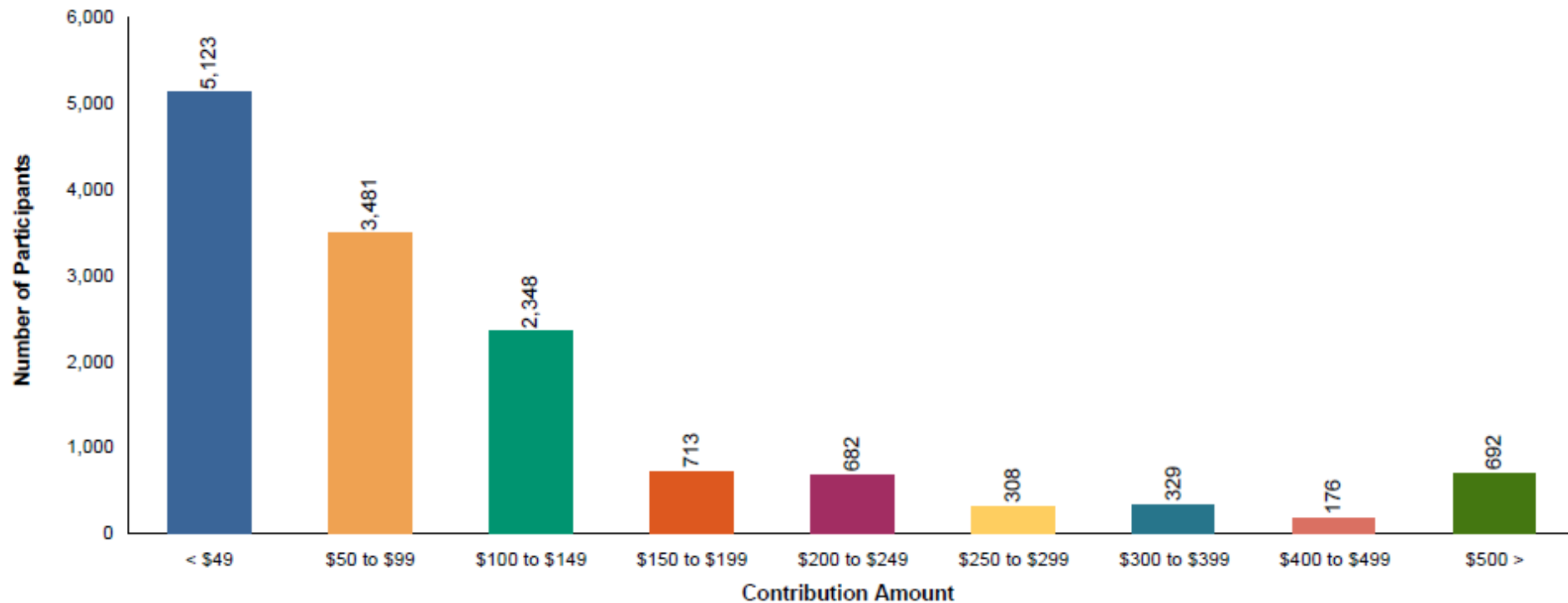
Participants with a Balance in a Single Investment

As of March 31, 2023

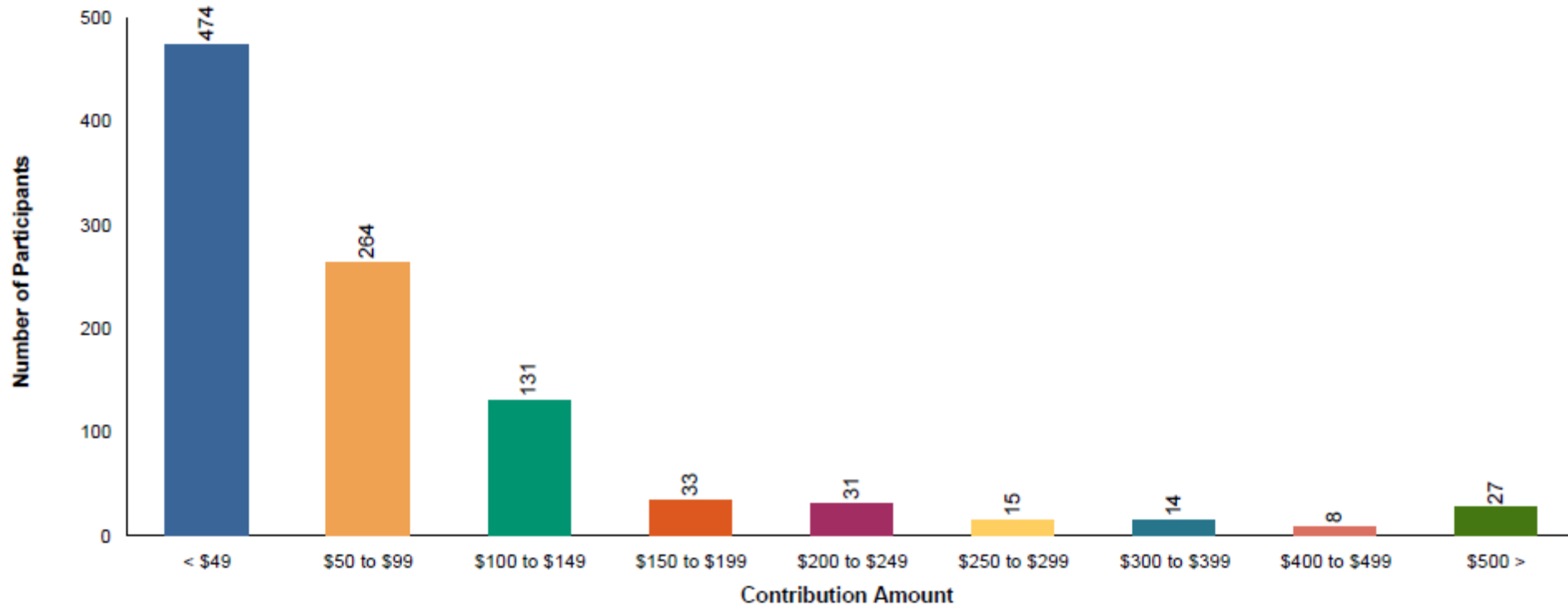


Before Tax Contribution Summary

As of March 31, 2023

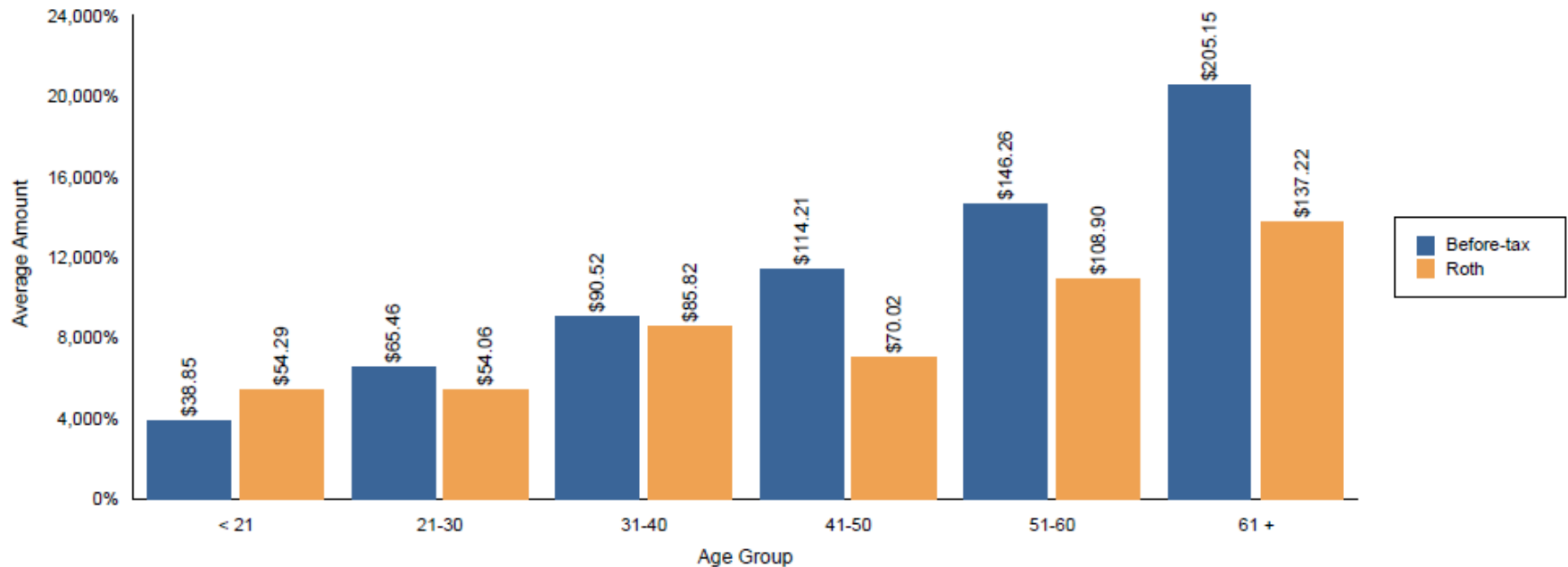


Roth Contribution Summary As of March 31, 2023



Average Contribution Amount

As of March 31, 2023



Age Group	Before-tax Average \$	Roth Average \$
< 21	\$38.85	\$54.29
21-30	\$65.46	\$54.06
31-40	\$90.52	\$85.82
41-50	\$114.21	\$70.02
51-60	\$146.26	\$108.90
61 +	\$205.15	\$137.22
Overall	\$119.74	\$83.95

Balance by Investment As of March 31, 2023

Investment	Investment Category	Number of Participants	Average Participant	Percentage of Plan Assets	Investment Balance
Vanguard Instl 500 Index Fund	Large Cap Growth	5,656	\$31,241.49	23.47%	\$176,701,872.54
Vanguard Inflation Protected	Bonds	1,232	\$9,664.51	1.58%	\$11,906,678.24
EuroPacific Growth Fund	Global/International	873	\$9,448.07	1.10%	\$8,248,163.72
Invesco Global Real Estate Fun	Small/Mid/Specialty	306	\$3,752.73	0.15%	\$1,148,336.64
Principal MidCap Fund Institut	Small/Mid/Specialty	1,074	\$12,082.58	1.72%	\$12,976,686.87
Dodge & Cox Stock Fund	Large Cap Value	2,055	\$16,739.48	4.57%	\$34,399,623.26
Principal Diversified Real Ass	Small/Mid/Specialty	162	\$4,715.53	0.10%	\$763,916.45
T. Rowe Price MidCap Equity Gr	Small/Mid/Specialty	2,094	\$13,569.61	3.77%	\$28,414,754.07
Oakmark Equity and Income Fund	Balanced	0		0.00%	\$0.00
Vanguard Total Bond Market Ind	Bonds	3,112	\$12,713.76	5.26%	\$39,565,221.75
Aberdeen Emerging Markets Equi	Global/International	362	\$4,943.61	0.24%	\$1,789,586.91
Fidelity Small Cap Index Fund	Global/International	2,988	\$5,402.05	2.14%	\$16,141,334.50
Vanguard Total Intl Stock Inde	Global/International	2,366	\$10,338.96	3.25%	\$24,461,975.44
New Mexico Conservative Portfo	Asset Allocation	2,158	\$22,853.19	6.55%	\$49,317,176.85
New Mexico LifeCycle 2025 Port	Asset Allocation	2,559	\$21,260.34	7.23%	\$54,405,209.32
New Mexico LifeCycle 2030 Port	Asset Allocation	1,057	\$13,444.39	1.89%	\$14,210,716.48
New Mexico LifeCycle 2035 Port	Asset Allocation	2,842	\$15,384.48	5.81%	\$43,722,698.52
New Mexico LifeCycle 2040 Port	Asset Allocation	1,157	\$8,067.69	1.24%	\$9,334,313.47
New Mexico LifeCycle 2045 Port	Asset Allocation	2,324	\$11,007.26	3.40%	\$25,580,874.33
New Mexico LifeCycle 2050 Port	Asset Allocation	1,414	\$6,388.68	1.20%	\$9,033,588.26
New Mexico LifeCycle 2055 Port	Asset Allocation	3,142	\$5,534.25	2.31%	\$17,388,623.56
New Mexico LifeCycle 2060 Port	Asset Allocation	355	\$1,927.75	3.94%	\$684,352.27
New Mexico Stable Value Fund	Stability of Principal	5,269	\$24,758.44	17.33%	\$130,452,207.72
Fidelity Low-Priced Stock Fund	Small/Mid/Specialty	875	\$10,871.06	1.26%	\$9,512,181.62
Fidelity Contrafund	Lap Cap Growth	0		0.00%	\$0.00
Fidelity Diversified Internati	Global/International	1,100	\$9,324.60	1.36%	\$10,257,057.31
Schwab Personal Choice Retirem	Self Directed Brokerage	80	\$127,817.00	1.36%	\$10,225,360.35
LOAN FUND	Loan Fund	1,822	\$5,843.41	1.41%	\$10,646,694.66
Welngtn CIF II Opp Em Mk Dbt 1	Bonds	277	\$5,491.94	0.20%	\$1,521,268.17

Total Investment Balance:

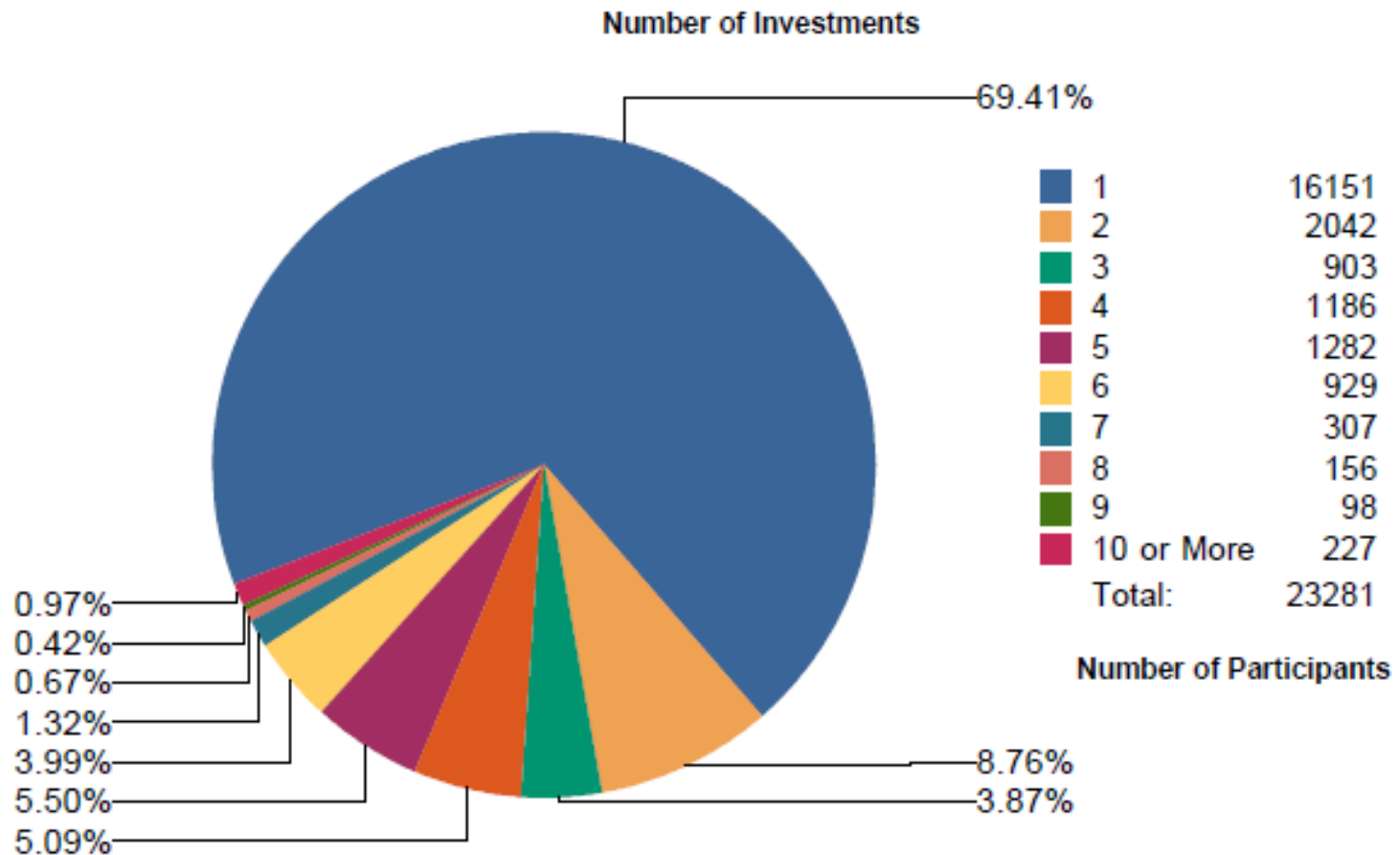
\$752,810,473.28

Total Deemed
Loan Fund:

\$3,934,897.01

Participants with Balance by Number of Investments

As of March 31, 2022



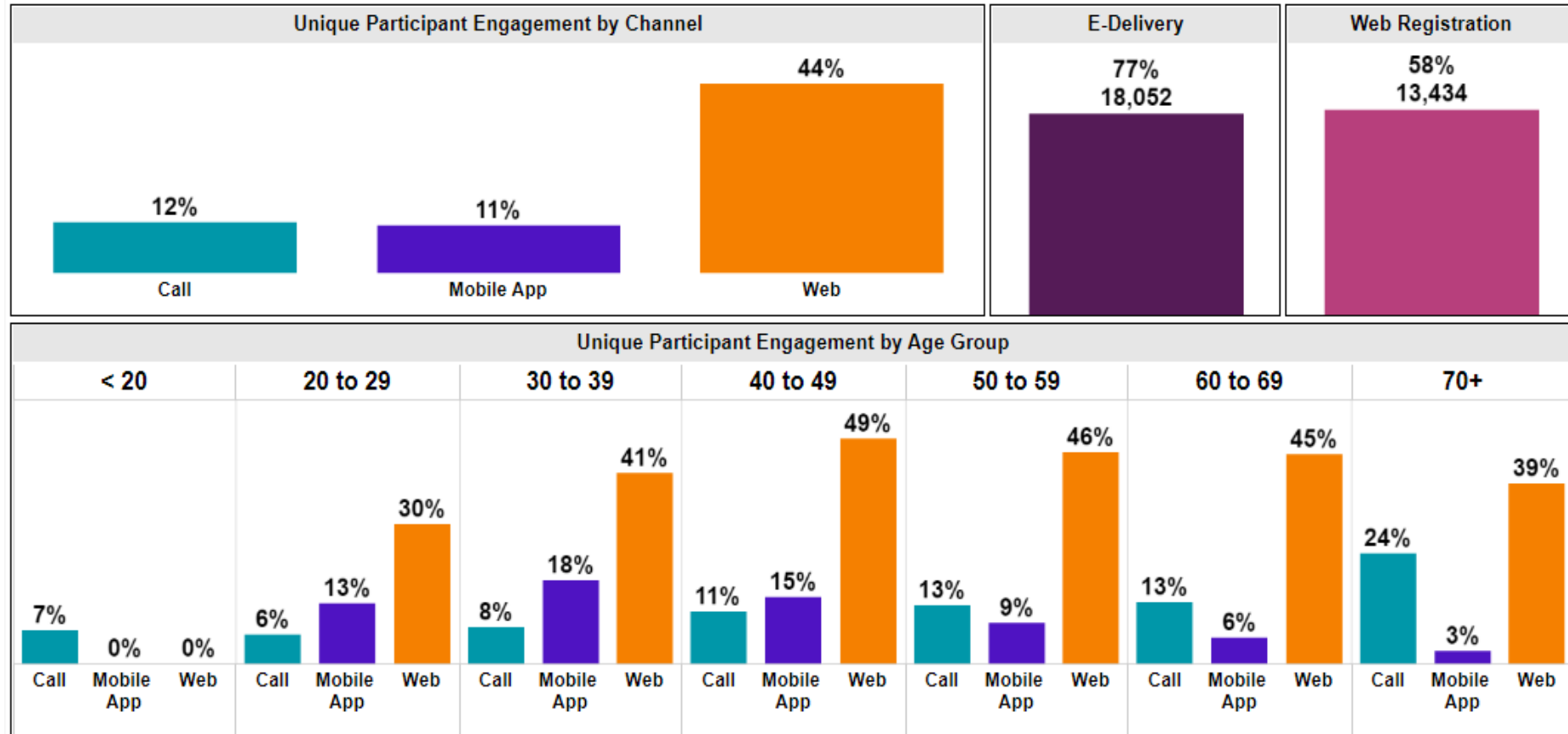
Digital Engagement



Participant Engagement

51% of Plan participants have engaged (calls, mobile, web)

44% of Plan participants have digitally engaged

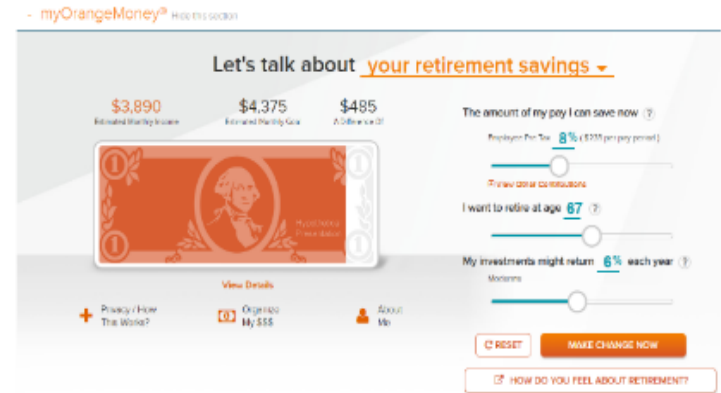


Data as of: 3/31/2023

Digital Engagement myOrangeMoney

myOrangeMoney Engagement

Unique Participant Activity	Participants	
Logged in with access to myOrangeMoney	12,071	
Viewed myOrangeMoney	11,705	97%
Engaged and interacted with myOrangeMoney	3,403	29%
Took action after using myOrangeMoney	278	8%



8% of participants took action after using myOrangeMoney

251 participants are saving an average of \$27 more per pay period (from \$183 to \$211)

48 participants changed a fund allocation

34 participants enrolled in a managed account

18 participants rolled money into a plan

Data as of: 3/31/2023

Digital Engagement

Personalized Video Engagement

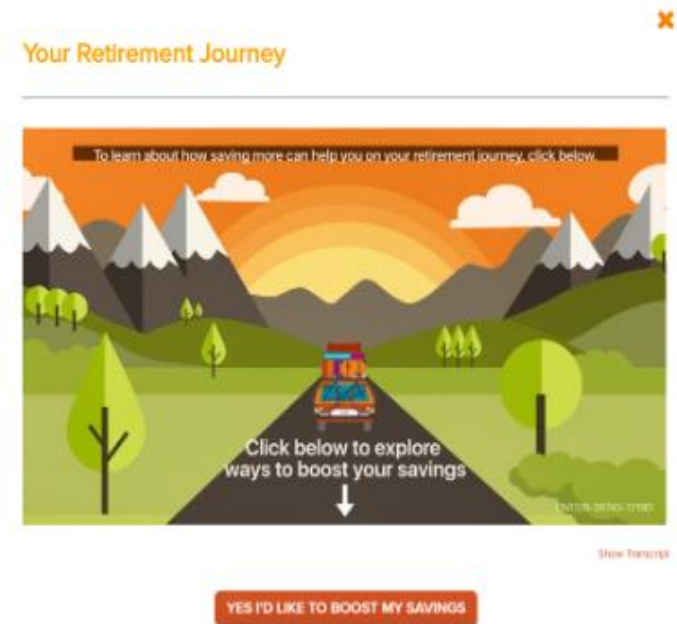
Unique Participant Activity	Participants	
Viewed Personalized Video	214	
Clicked on the call to action	67	31%
Took action after viewing Personalized Video	12	6%

6% of participants took action after viewing a personalized video

3 participants are saving an average of \$52 more per pay period (from \$52 to \$104)

3 participants changed a fund allocation

7 participants enrolled in a managed account



Data as of: 3/31/2023

Digital Engagement myOrangeMoney Loans

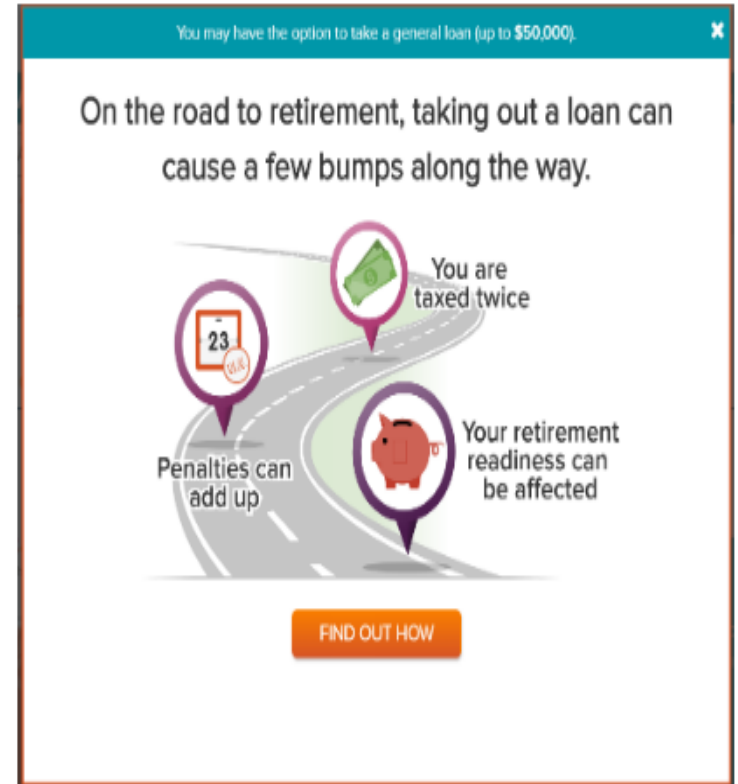
810 participants used loan guidance

233 (29%) participants used loan guidance and did not take a loan

577 (71%) participants used loan guidance and went on to take a loan

1 participants skipped loan guidance


1 (100%) participants skipped loan guidance and did not take a loan



Data as of: 3/31/2023

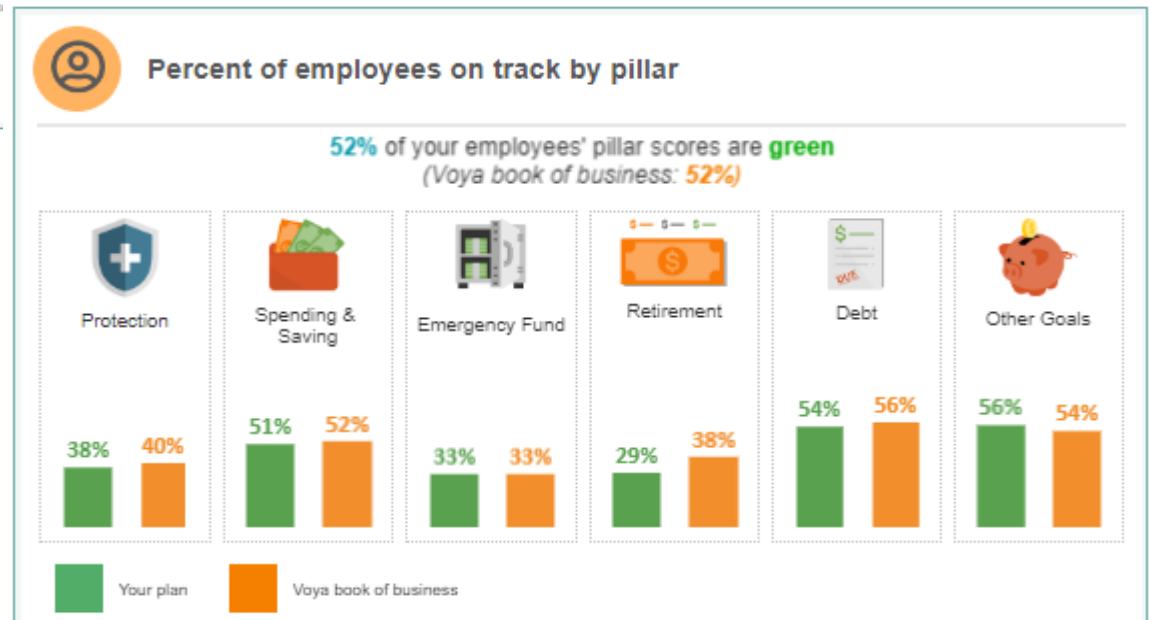
Digital Engagement

Financial Wellness

 Engagement			
	# of participants	% of participants	Voya Book of Business
Started Financial Wellness assessment	1,110	--	--
Completed assessment and viewed results	999	90%	89%
Viewed dashboard after completing assessment	814	81%	82%

Data as of: 3/31/2023

Digital Engagement Financial Wellness



Data as of: 3/31/2023

Personalized Messaging



Personalized Messaging Save More Results

545 (10%) participants targeted took action after opening a Save More email

20 participants are saving an average of 1.0% more per pay period (from 0.0% to 1.0%)

544 participants are saving an average of \$32 more per pay period (from \$116 to \$148)

Unique participant activity

Participants

Unique participants delivered



8,115

Unique participants opened



5,245

65%

Unique participants clicked



995

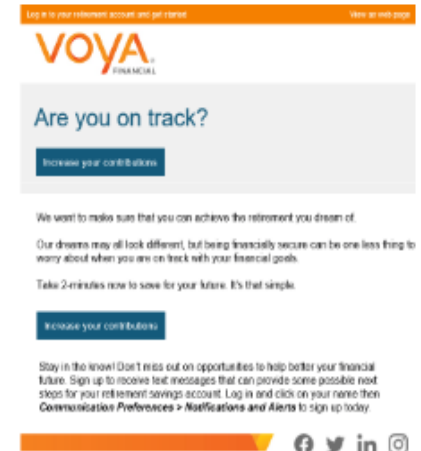
19%

Participants took action after opening



545

10%



Personalized Messaging

Beneficiary Results

132 (17%) participants named a beneficiary after opening a Beneficiary email

Unique participant activity

Participants

Unique participants delivered



1,313

Unique participants opened



775

59%

Unique participants clicked



283

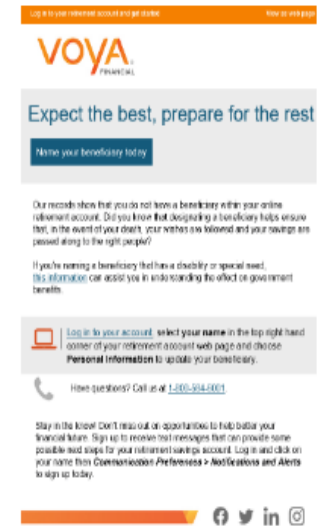
37%

Participants took action after opening



132

17%



Personalized Messaging

Diversification Results

20 (1%) participants targeted diversified their account after opening a Diversification email

Unique participant activity

Participants

Unique participants delivered



2,597

Unique participants opened



1,715

66%

Unique participants clicked



325

19%

Participants took action after opening



20

1%

Log in to your retirement account and get started. [View as web page](#)

VOYA
FINANCIAL

So simple, it's genius

We could all use a little more balance.
Your retirement account is no different.

You may want to check in to be sure your investments are diverse in your retirement account. Diversification* of your investments helps to better manage your investment risk and weather the ups and downs of financial markets – so you can look forward to retiring well.

**Ready?
Sound complicated?
No worries, we've made it simple.**

[Log in now](#)

Log in to your account and select **Investments & Research** and **Manage Investments** to balance your account.

To learn more about diversification, watch this video on investing.

[Watch Now](#)

Personalized Messaging Restart Savings Results

52 (10%) participants targeted resumed contributions after opening a Restart Savings email

52 participants are saving an average of \$43 more per pay period (from \$0 to \$43)

Unique participant activity

Participants

Unique participants delivered



1,104

Unique participants opened



501

45%

Unique participants clicked



58



12%

Participants took action after opening



52

10%



Personalized Messaging

Financial Wellness Results

172 (2%) participants targeted completed the Financial Wellness Assessment after opening a Quarterly Education email

Unique participant activity

Participants

Unique participants delivered



11,321

Unique participants opened



7,262

64%

Unique participants clicked



1,422

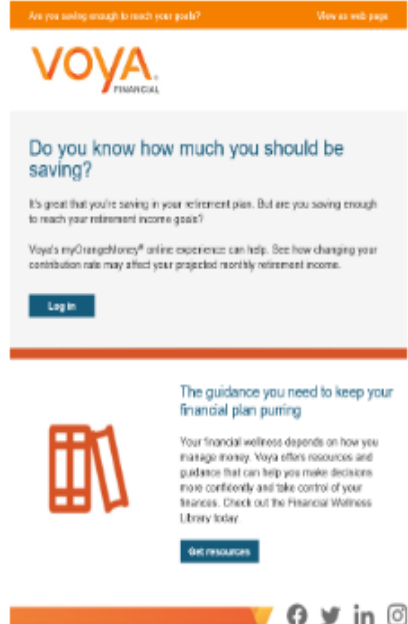
20%

Participants took action after opening



172





2%

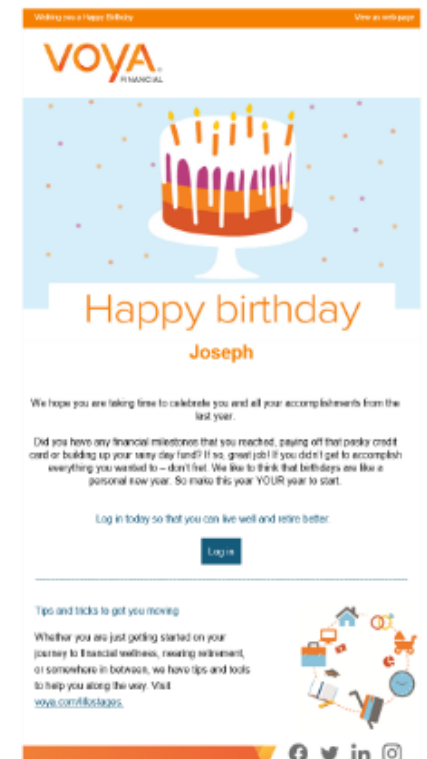


Personalized Messaging

Birthday Results

435 (14%) participants logged into their account after opening the email

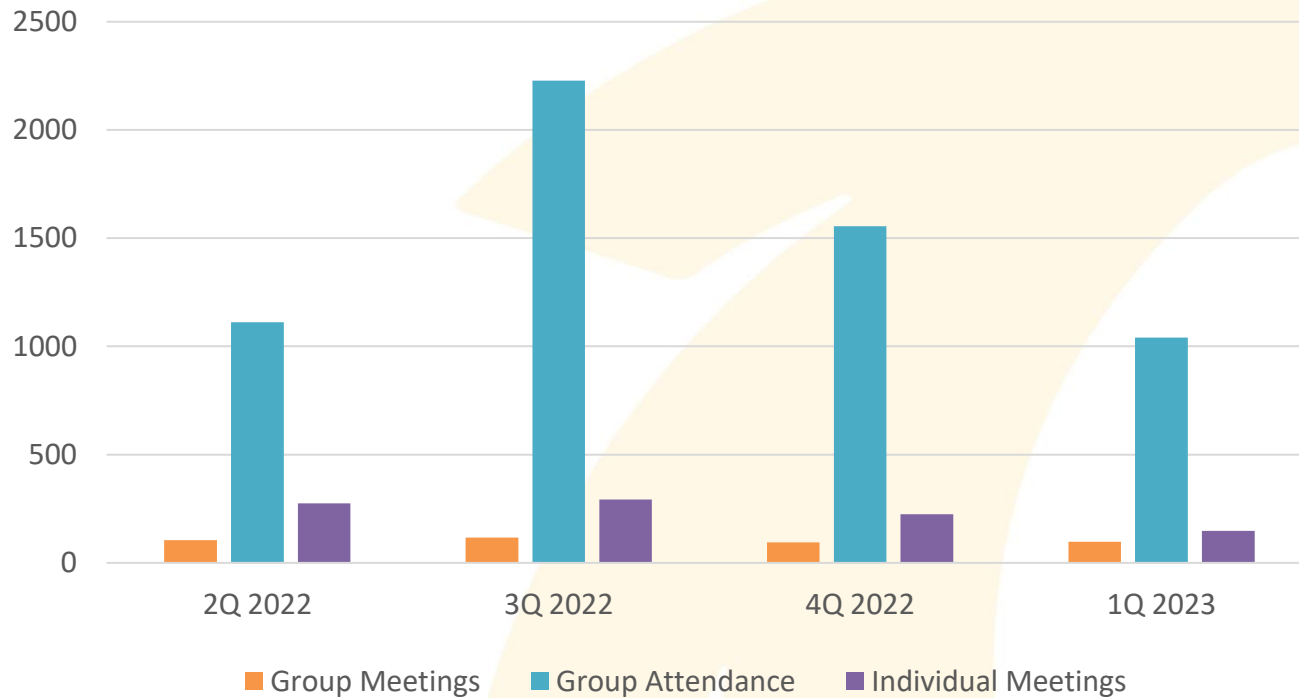
Unique participant activity		Participants	
Unique participants delivered		6,728	
Unique participants opened		3,138	47%
Unique participants clicked		261	8%
Participants took action after opening		435	14%



Outreach Update



Outreach Meeting Activity



	2Q 2022	3Q 2022	4Q 2022	1Q 2023
Group Meetings	105	116	94	97
Group Attendees	1,112	2,227	1,555	1,041
Individual Meetings	275	292	225	147

Outreach Meeting Activity

Week Ending	Plan #	Entity/Agency	Department	Location	Rep	Group Attendees	One/One
01/01/2023		Dona Ana			Miller	2	
01/01/2023		Statewide			Miller	1	
01/01/2023		Chaves			Miller		3
01/01/2023		Dona Ana			Miller		30
01/01/2023		Eddy			Miller		5
01/01/2023		Grant			Miller		2
01/01/2023		Lincoln			Miller		1
01/01/2023		Luna			Miller		4
01/01/2023		Otero			Miller		7
01/01/2023		Sierra			Miller		2
01/01/2023		Socorro			Miller		1
01/01/2023		Statewide			Miller		10
01/01/2023		Dona Ana			Miller		20
01/06/2023	626205	NM State	DOT	Santa Fe	Rappmund		2
01/06/2023	626205	NM State	HSD	Santa Fe	Rappmund		1
01/06/2023	626244	Taos Ski Valley	Admin/HR	Santa Fe	Rappmund		2
01/06/2023	626105	Bernalillo County	New Employee Orientati	Albuquerque	Lium	6	
01/06/2023	626205	Department of Transportat	District 3	Albuquerque	Lium	3	2
01/06/2023	626112	City of Albuquerque		Albuquerque	Lium		4
01/13/2023	626205	NM State	DOT	Santa Fe	Rappmund		1
01/13/2023	626205	NM State	HSD	Santa Fe	Rappmund		2
01/13/2023	626253	Santa Fe County	Countywide	Santa Fe	Rappmund	12	1
01/13/2023	626134	Santa Fe City	Citywide	Santa Fe	Rappmund	10	3
01/13/2023	626205	NM State	DOH	Santa Fe	Rappmund	16	2

Outreach Meeting Activity cont.

Week Ending	Plan #	Entity/Agency	Department	Location	Rep	Group Attendees	One/One
01/13/2023	626205	NM State	DPS	Santa Fe	Rappmund		2
01/13/2023	626205	NM State	PERA/Statewide	Santa Fe	Rappmund	78	4
01/13/2023	626105	Bernalillo County		Albuquerque	Lium	3	
01/13/2023	626112	City of Albuquerque		Albuquerque	Lium	4	2
01/13/2023	626205	Children Youth and Families Department		Albuquerque	Lium	7	2
01/13/2023	626205	Department of Transportation		Albuquerque	Lium		1
01/20/2023	626205	NM State	DPS	Santa Fe	Rappmund		3
01/20/2023	626205	NM State	DOH	Santa Fe	Rappmund		1
01/20/2023	626205	NM State	TRD	Santa Fe	Rappmund		1
01/20/2023	626105	Bernalillo County	New Employee Orientation	Albuquerque	Lium	27	
01/20/2023	626105	City of Albuquerque	Albuquerque Fire Rescue	Albuquerque	Lium	3	2
01/20/2023	626101	Bernalillo County		Albuquerque	Lium	2	4
01/20/2023	626112	City of Albuquerque		Albuquerque	Lium	5	4
01/20/2023	626112	Albuquerque Fire Rescue	Station 7	Albuquerque	Lium	5	3
01/20/2023	626112	City of Albuquerque		Albuquerque	Lium	2	1
01/20/2023	626112	City of Albuquerque	Insurance and Benefits	Albuquerque	Lium	2	
01/27/2023	626134	Santa Fe City	Citywide	Santa Fe	Rappmund	12	3
01/27/2023	626253	Santa Fe County	Countywide	Santa Fe	Rappmund	4	2
01/27/2023	626101	Albuquerque Bernalillo County	Mission	Albuquerque	Lium	3	2
01/27/2023	626112	City of Albuquerque	Transit	Albuquerque	Lium	2	2
01/27/2023	626112	City of Albuquerque		Albuquerque	Lium	2	2
01/27/2023	626101	Albuquerque Bernalillo County	Human Resources	Albuquerque	Lium	2	
01/27/2023	626205	PERA		Albuquerque	Lium	22	
01/27/2023	626123	McKinley County		Gallup	Lium	22	9

Outreach Meeting Activity cont.

Week Ending	Plan #	Entity/Agency	Department	Location	Rep	Group Attendees	One/One
01/27/2023	626101	City of Gallup		Albuquerque	Lium	2	1
01/27/2023	626112	PERA		Albuquerque	Lium	17	
02/01/2023		Dona Ana			Miller	5	
02/01/2023		Statewide			Miller	2	
02/01/2023		Chaves			Miller		3
02/01/2023		Dona Ana			Miller		30
02/01/2023		Eddy			Miller		5
02/01/2023		Grant			Miller		4
02/01/2023		Lincoln			Miller		2
02/01/2023		Luna			Miller		7
02/01/2023		Otero			Miller		8
02/01/2023		Statewide			Miller		25
02/01/2023		Dona Ana			Miller		80
02/01/2023		Luna			Miller		50
02/01/2023		Otero			Miller		25
02/03/2023	626205	NM State	OSI	Santa Fe	Rappmund		2
02/03/2023	626205	NM State	DOH	Santa Fe	Rappmund		1
02/03/2023	626205	NM State	DPS	Santa Fe	Rappmund		2
02/03/2023	626205	NM State	DMA	Santa Fe	Rappmund		3
02/03/2023	626105	Bernalillo County	New Employee Orientati	Albuquerque	Lium	16	2
02/03/2023	626101	Albuquerque Bernalillo Cou	Mission	Albuquerque	Lium	4	2
02/03/2023	626112	City of Albuquerque		Albuquerque	Lium	3	2
02/03/2023	626112	City of Albuquerque	District 3	Albuquerque	Lium	3	2
02/03/2023	626101	Albuquerque Bernalillo Cou	Mission	Albuquerque	Lium	2	

Outreach Meeting Activity cont.

Week Ending	Plan #	Entity/Agency	Department	Location	Rep	Group Attendees	One/One
02/03/2023	626205	PERA		Albuquerque	Lium	2	
02/03/2023	626112	City of Albuquerque		Albuquerque	Lium	3	1
02/10/2023	626205	NM State	TRD	Santa Fe	Rappmund	16	2
02/10/2023	626205	NM State	HSD	Santa Fe	Rappmund		1
02/10/2023	626205	NM State	ENV	Santa Fe	Rappmund		2
02/10/2023	626134	Santa Fe City	Admin/HR	Santa Fe	Rappmund		3
02/10/2023	626205	NM State	DOH	Santa Fe	Rappmund		1
02/10/2023	626205	NM State	Courts	Santa Fe	Rappmund		2
02/10/2023	626205	NM State	DPS	Santa Fe	Rappmund		1
02/10/2023	626205	PERA		Albuquerque	Lium	20	
02/10/2023	626112	Albuquerque Fire Rescue	New Employee Orientati	Albuquerque	Lium	30	5
02/10/2023	626112	Albuquerque Fire Rescue	IAFF Local 244	Albuquerque	Lium	60	
02/10/2023	626112	City of Albuquerque	Insurance and Benefits	Albuquerque	Lium	5	3
02/17/2023	626120	City of Espanola	Admin/HR	Espanola	Rappmund		3
02/17/2023	626244	Taos Ski Valley	Admin/HR	Taos	Rappmund		3
02/17/2023	626244	Taos County	Admin/HR	Taos	Rappmund		2
02/17/2023	626205	NM State	DOH	Santa Fe	Rappmund		1
02/17/2023	626134	Santa Fe City	Citywide	Santa Fe	Rappmund		1
02/17/2023	626205	NM State	DPS	Santa Fe	Rappmund		2
02/17/2023	626205	NM State	ENV	Santa Fe	Rappmund		1
02/17/2023	626205	NM State	DVS	Santa Fe	Rappmund		1
02/17/2023	626205	NCSWA	Admin/HR	Espanola	Rappmund		2
02/17/2023	626105	Bernalillo County	New Employee Orientati	Albuquerque	Lium	20	
02/17/2023	626105	Bernalillo County	Human Resources	Albuquerque	Lium	2	2

Outreach Meeting Activity cont.

Week Ending	Plan #	Entity/Agency	Department	Location	Rep	Group Attendees	One/One
02/17/2023	626112	City of Albuquerque		Albuquerque	Lium	2	1
02/17/2023	626112	Albuquerque Fire Rescue	Station 1	Albuquerque	Lium	9	3
02/17/2023	626112	City of Albuquerque		Albuquerque	Lium	3	3
02/17/2023	626112	Albuquerque Fire Rescue	Station 20	Albuquerque	Lium	4	2
02/17/2023	626112	Albuquerque Fire Rescue	Station 19	Albuquerque	Lium	3	2
02/17/2023	626112	City of Albuquerque	Parks	Albuquerque	Lium	2	1
02/24/2023	626253	Santa Fe County	Countywide	Santa Fe	Rappmund	22	2
02/24/2023	626205	NM State	DCA	Santa Fe	Rappmund		1
02/24/2023	626205	NM State	TRD	Santa Fe	Rappmund	8	1
02/24/2023	626134	Santa Fe City	Admin/HR	Santa Fe	Rappmund		4
02/24/2023	626205	NM State	DPS	Santa Fe	Rappmund		2
02/24/2023	626205	NM State	DOH	Las Vegas	Rappmund		2
02/24/2023	626205	NM State	ENV	Santa Fe	Rappmund		2
02/24/2023	626205	Department of Transportat	New Employee Orientati	Albuquerque	Lium	8	2
02/24/2023	626205	Department of Rehabilitation		Roswell	Lium	25	6
02/24/2023	626205	Department of Transportat	Training Center	Roswell	Lium	12	4
02/24/2023	626133	City of Roswell	Police	Roswell	Lium	18	14
02/24/2023	626112	City of Albuquerque		Albuquerque	Lium	3	1
02/24/2023	626105	Bernalillo County		Albuquerque	Lium	3	1
02/24/2023	626105	Bernalillo County	New Employee Orientati	Albuquerque	Lium	35	
02/24/2023	626112	Albuquerque Fire Rescue	Station 21	Albuquerque	Lium	4	3
02/24/2023	626112	City of Albuquerque		Albuquerque	Lium	3	2
02/24/2023	626105	Bernalillo County		Albuquerque	Lium	3	2
03/03/2023	626175	NM School for the Deaf	Admin/HR	Santa Fe	Rappmund		1

Outreach Meeting Activity cont.

Week Ending	Plan #	Entity/Agency	Department	Location	Rep	Group Attendees	One/One
03/03/2023	626134	Santa Fe City	Admin/HR	Santa Fe	Rappmund		3
03/03/2023	626134	Santa Fe City	Water	Santa Fe	Rappmund		1
03/03/2023	626205	NM State	DPS	Santa Fe	Rappmund		1
03/03/2023	626205	NM State	HSD	Santa Fe	Rappmund		1
03/03/2023	626244	Taos Ski Valley	Admin/HR	Santa Fe	Rappmund		2
03/10/2023	626205	NM State	PERA/Statewide	Santa Fe	Rappmund	122	7
03/10/2023	626253	Santa Fe County	Countywide	Santa Fe	Rappmund	16	3
03/10/2023	626181	NNMC	Admin/HR	Espanola	Rappmund		2
03/10/2023	626221	Angel Fire	Admin/HR	Santa Fe	Rappmund		2
03/10/2023	626205	NM State	DCA	Santa Fe	Rappmund		1
03/10/2023	626205	NM State	DOH	Las Vegas	Rappmund		1
03/10/2023	626205	NM State	Courts	Santa Fe	Rappmund		1
03/10/2023	626205	NM State	TRD	Santa Fe	Rappmund	17	2
03/10/2023	626134	Santa Fe City	Water	Santa Fe	Rappmund		1
03/10/2023	626112	City of Albuquerque		Albuquerque	Lium	5	
03/10/2023	626123	City of Gallup	Electric Department	Gallup	Lium	10	10
03/10/2023		NWNMCOG	Plan adoption	Gallup	Lium	3	
03/10/2023	626123	City of Gallup	Human Resources	Gallup	Lium	9	5
03/10/2023	626123	City of Gallup	Fire Station 1	Gallup	Lium	9	6
03/10/2023	626123	City of Gallup	Police	Gallup	Lium	20	4
03/10/2023	626123	City of Gallup	Road Department	Gallup	Lium	2	
03/10/2023	626112	City of Gallup	Human Resources	Gallup	Lium	2	
03/10/2023	626112	City of Albuquerque		Albuquerque	Lium	3	2
03/10/2023	626105	Bernalillo County		Albuquerque	Lium	3	1

Outreach Meeting Activity cont.

Week Ending	Plan #	Entity/Agency	Department	Location	Rep	Group Attendees	One/One
03/17/2023	626205	NM State	PERA/Statewide	Santa Fe	Rappmund		1
03/17/2023	626205	NM State	DCA	Santa Fe	Rappmund		1
03/17/2023	626134	Santa Fe City	Admin/HR	Santa Fe	Rappmund		2
03/17/2023	626205	NM State	DOH	Santa Fe	Rappmund		2
03/17/2023	626105	Bernalillo County	New Employee Orientati	Albuquerque	Lium	22	
03/17/2023	626109	Central Regional Educational Co-op		Albuquerque	Lium	2	
03/17/2023	626205	Department of Health	New Employee Orientati	Albuquerque	Lium	30	
03/17/2023	626112	City of Albuquerque		Albuquerque	Lium	3	
03/17/2023	626205	PERA		Albuquerque	Lium	2	
03/17/2023	626105	Bernalillo County		Albuquerque	Lium	4	2
03/24/2023	626253	Santa Fe County	Countywide	Santa Fe	Rappmund	10	2
03/24/2023	626205	NM State	DOH	Santa Fe	Rappmund		2
03/24/2023	626122	Farmington	Admin/HR	Santa Fe	Rappmund		2
03/24/2023	626205	NM State	TRD	Santa Fe	Rappmund	11	1
03/24/2023	626181	NNMC	Admin/HR	Santa Fe	Rappmund		1
03/24/2023	626205	Taxation and Revenue Department		Albuquerque	Lium		1
03/24/2023	626205	Administrative Office of the 11th District Attorney		Tucumcari	Lium	5	3
03/24/2023	626205	Department of Public Safety	State Police	Tucumcari	Lium	2	1
03/24/2023	626147	Curry County	Human Resources	Clovis	Lium	2	1
03/24/2023	626138	City of Texico		Texico	Lium	2	1
03/24/2023	626230	Village of Ft. Sumner		Ft. Sumner	Lium	3	1
03/24/2023	626149	DeBaca County		Ft. Sumner	Lium	2	1
03/24/2023	626112	City of Albuquerque		Albuquerque	Lium	4	
03/24/2023	626105	Bernalillo County		Albuquerque	Lium	2	

Outreach Meeting Activity cont.

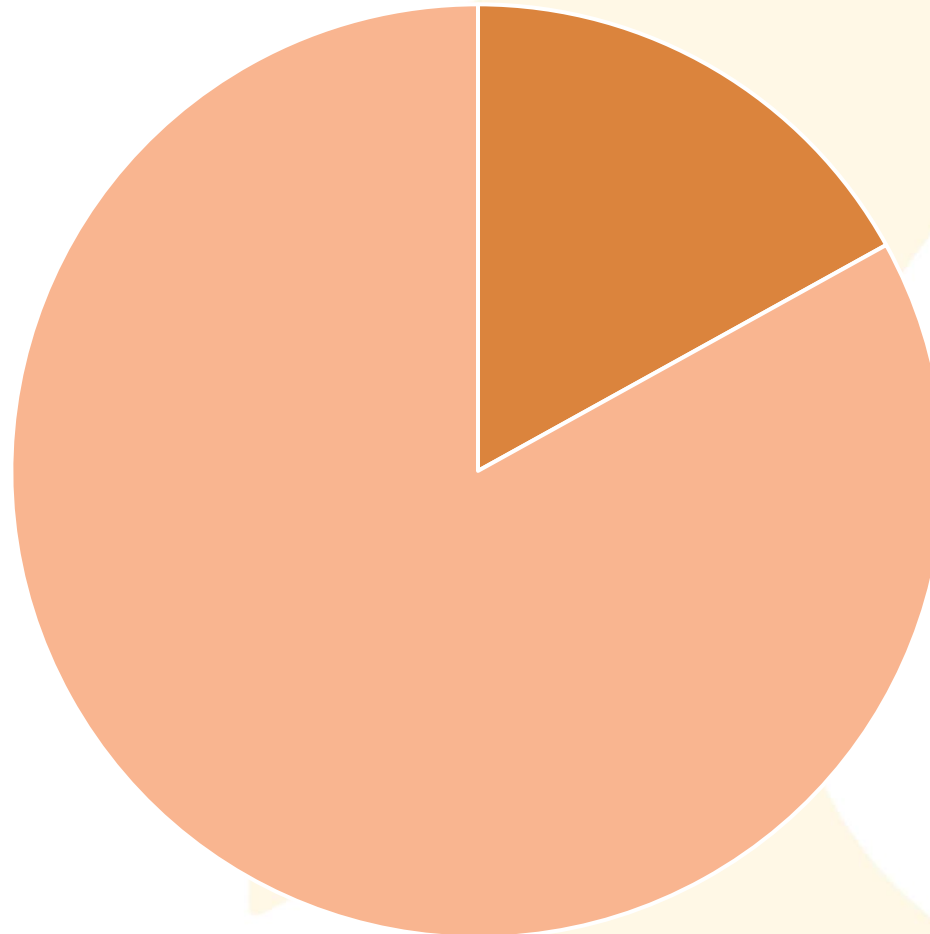
Week Ending	Plan #	Entity/Agency	Department	Location	Rep	Group Attendees	One/One
03/24/2023	626205	Department of Transportation		Albuquerque	Lium	3	
03/31/2023	626205	NM State	DPS	Santa Fe	Rappmund	28	8
03/31/2023	626205	NM State	TRD	Santa Fe	Rappmund		3
03/31/2023	626205	NM State	PRC	Santa Fe	Rappmund		1
03/31/2023	626205	NM State	PERA/Statewide	Santa Fe	Rappmund		1
03/31/2023	626205	NM State	DOH	Santa Fe	Rappmund		2
03/31/2023	626105	Bernalillo County	New Employee Orientati	Albuquerque	Lium	30	
03/31/2023	626105	Bernalillo County	Fire Academy	Albuquerque	Lium	11	
03/31/2023	626112	City of Albuquerque		Albuquerque	Lium	3	1
03/31/2023	626205	Department of Health		Albuquerque	Lium	3	2

Participant Services



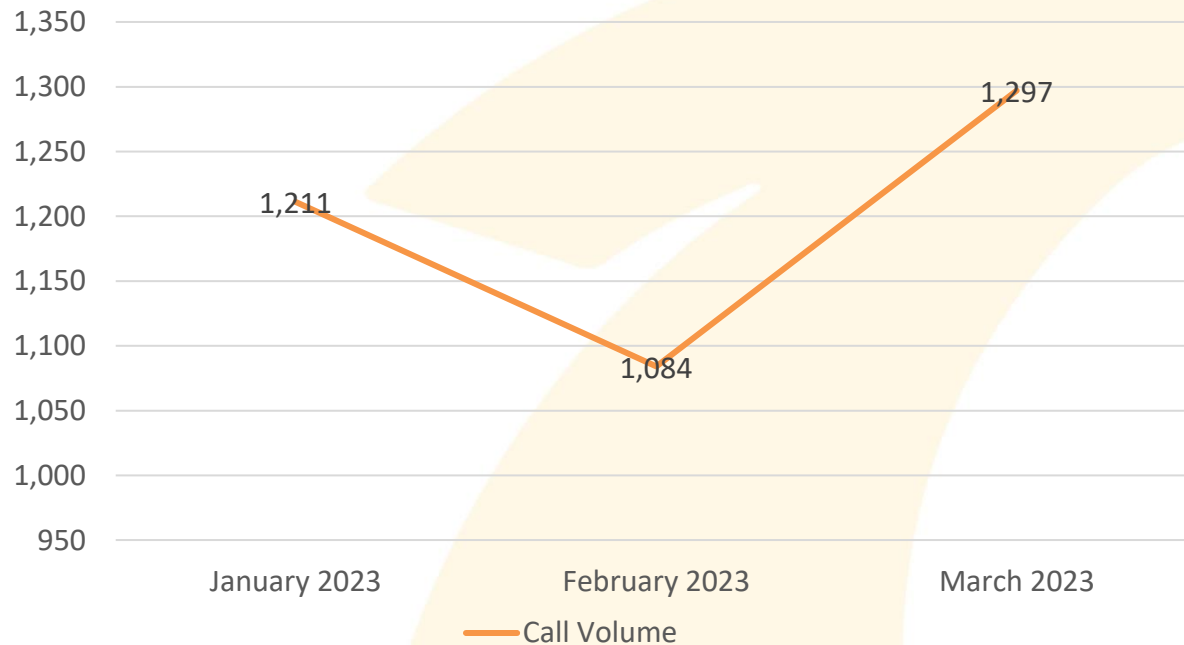
Participant Contact Summary

January 1, 2023 - March 31, 2023



■ Call Center (10,230) ■ Participant Web (50,106)

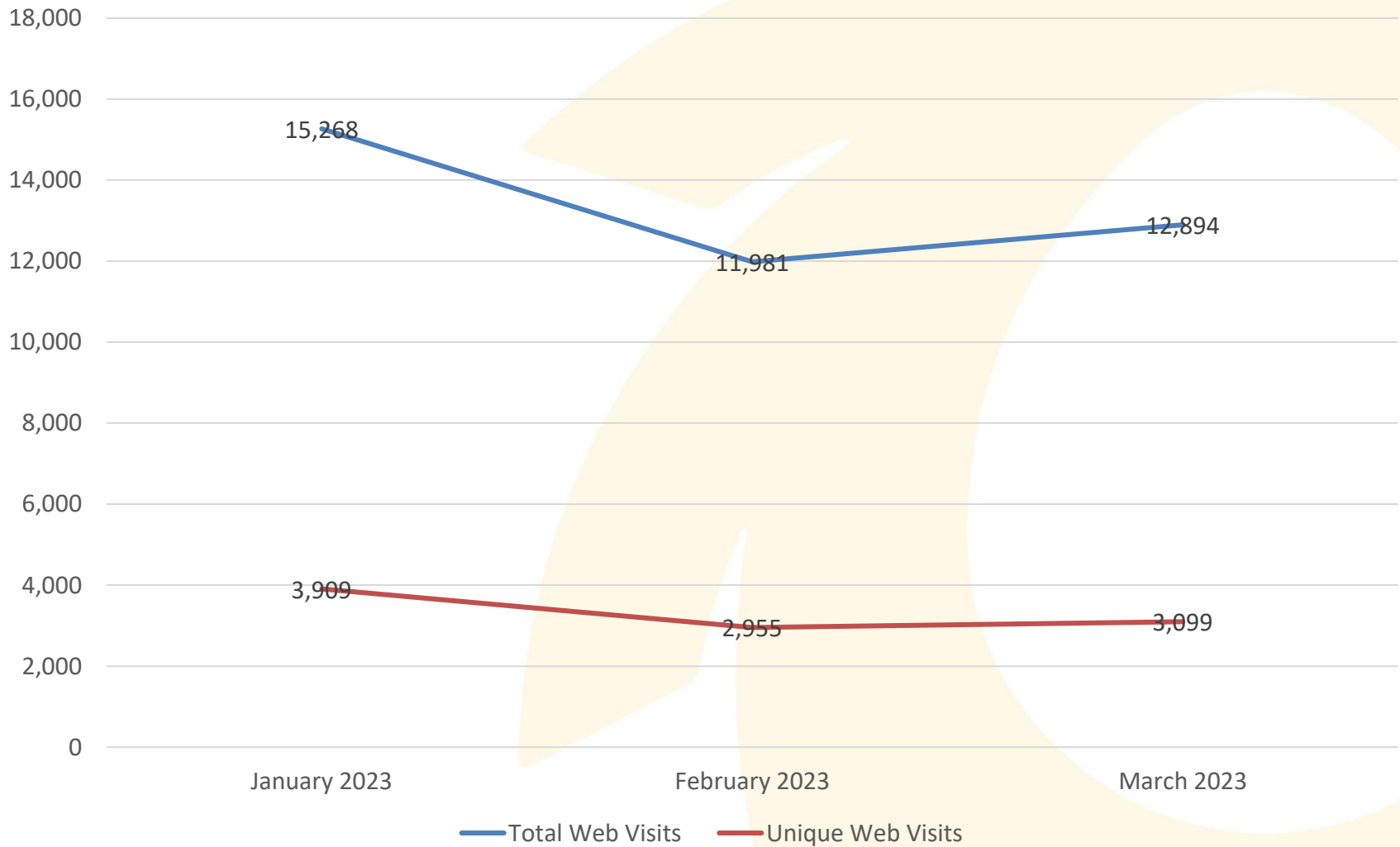
Call Center Activity January 1, 2023 – March 31, 2023



	Call Volume	Average Speed of Answer (Seconds)	Average Call Length (Minutes)	Number of Abandoned Calls	Percentage of Abandoned Calls
January 2023	1,211	29	7:27	12	0.01%
February 2023	1,084	10	7:55	2	0.00%
March 2023	1,297	8	7:48	4	0.00%

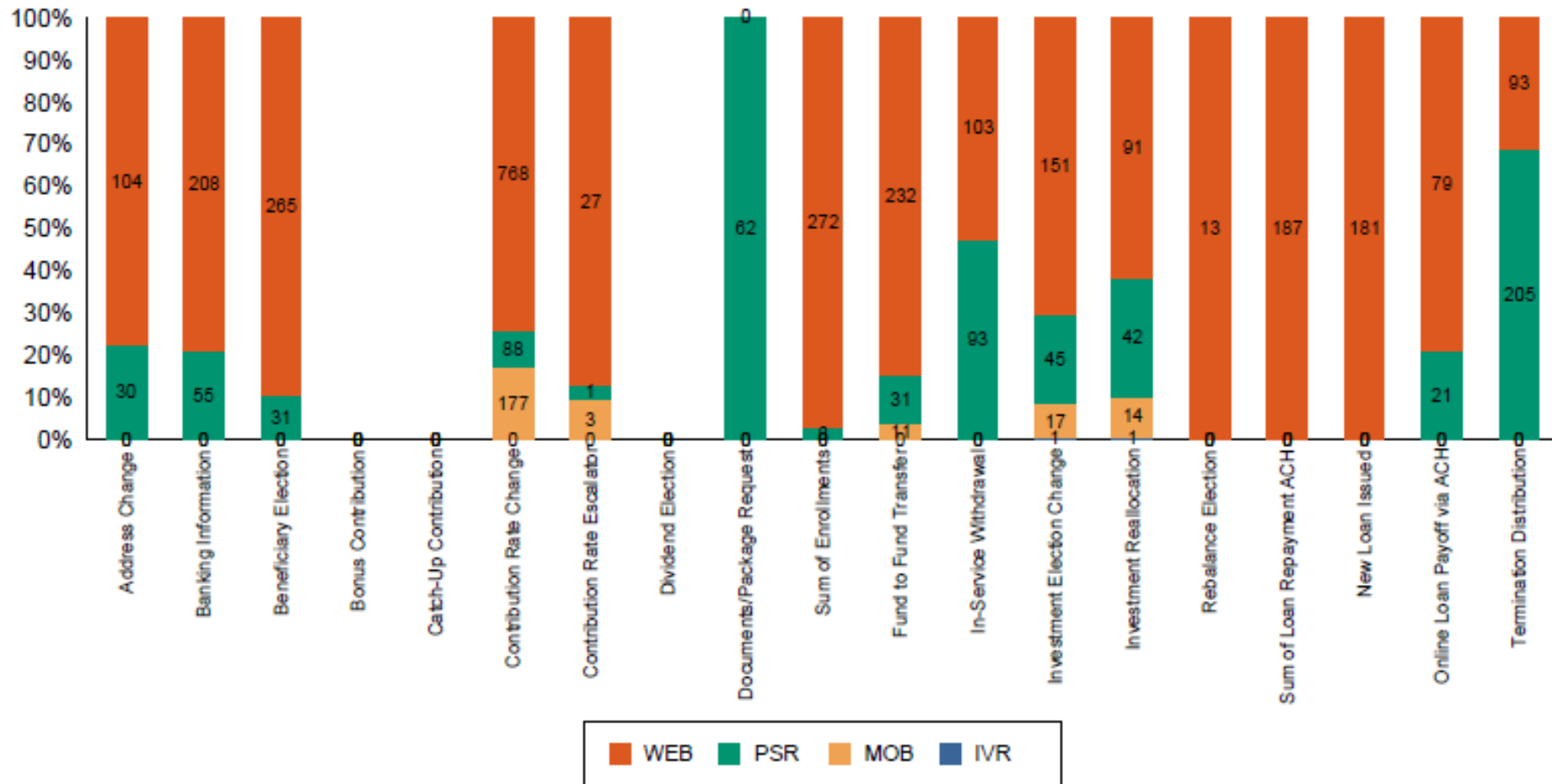
Participant Web Activity

January 1, 2023 - March 31, 2023



Paperless Transactions by Channel

January 1, 2023 - March 31, 2023



Paperless Transactions Volume

January 1, 2023 - March 31, 2023

Paperless Transaction Description	Transaction Volume
Address Change	134
Banking Information	263
Beneficiary Election	298
Bonus Contribution	0
Catch-up Contribution	0
Contribution Rate Change	1,033
Contribution Rate Escalator	31
Dividend Election	0
Document/Package Request	62
Fund to Fund Transfer	274
In-service Withdrawal	198
Investment Election Change	214
Investment Reallocation	148
Rebalance Election	13
Loan Repayment ACH Election	187
New Loans Issued	181
Online Loan Payoff via ACH	100
Termination Distribution	298

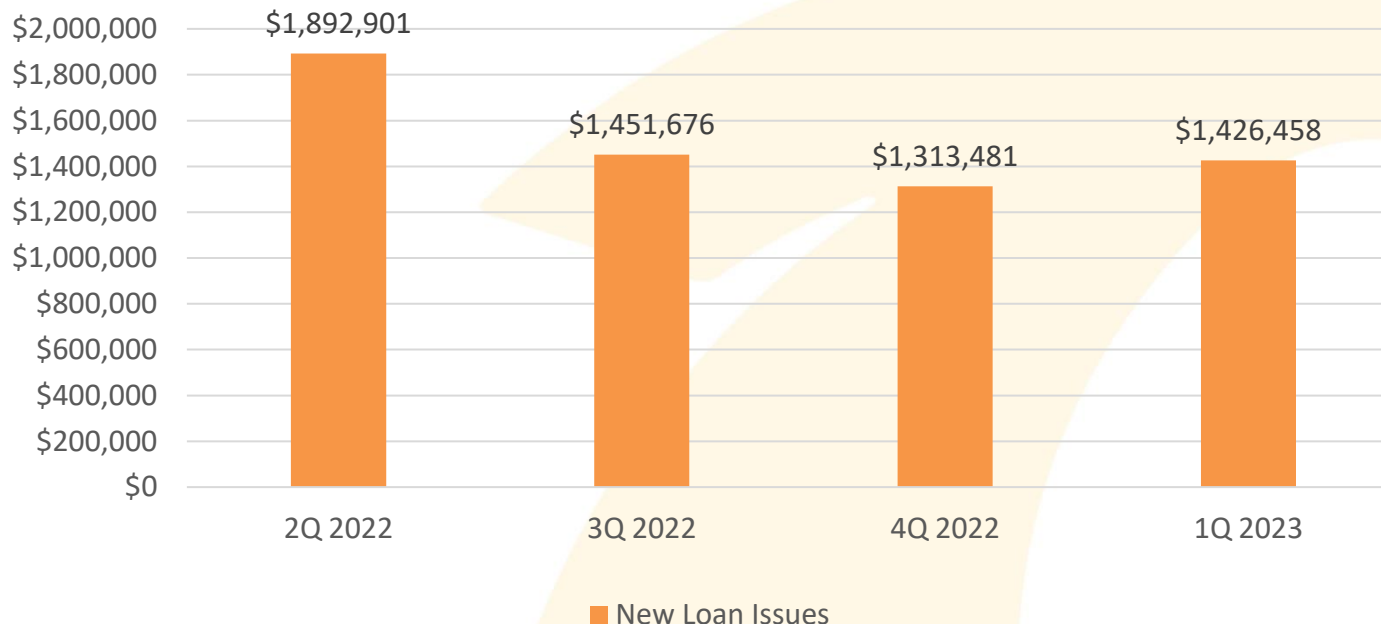
Enrollments for the Period: 280

Transaction Processed Summary

January 1, 2023 - March 31, 2023

Transactions	Transaction Volume
Contributions	83,624
Rebalance Transfers	42
Loan Repayment	5,158
Loans Re-amortized	1
Dividend Pass-Throughs	0
Dividend Reinvestments	14,245
Fee Deductions	26,224
Installment Distributions via Check	131
Installment Distributions via ACH	740
Forced Deminimus Distributions	0
Required Minimum Distributions	82
Forced Default Rollover Distributions	0
Total:	130,257

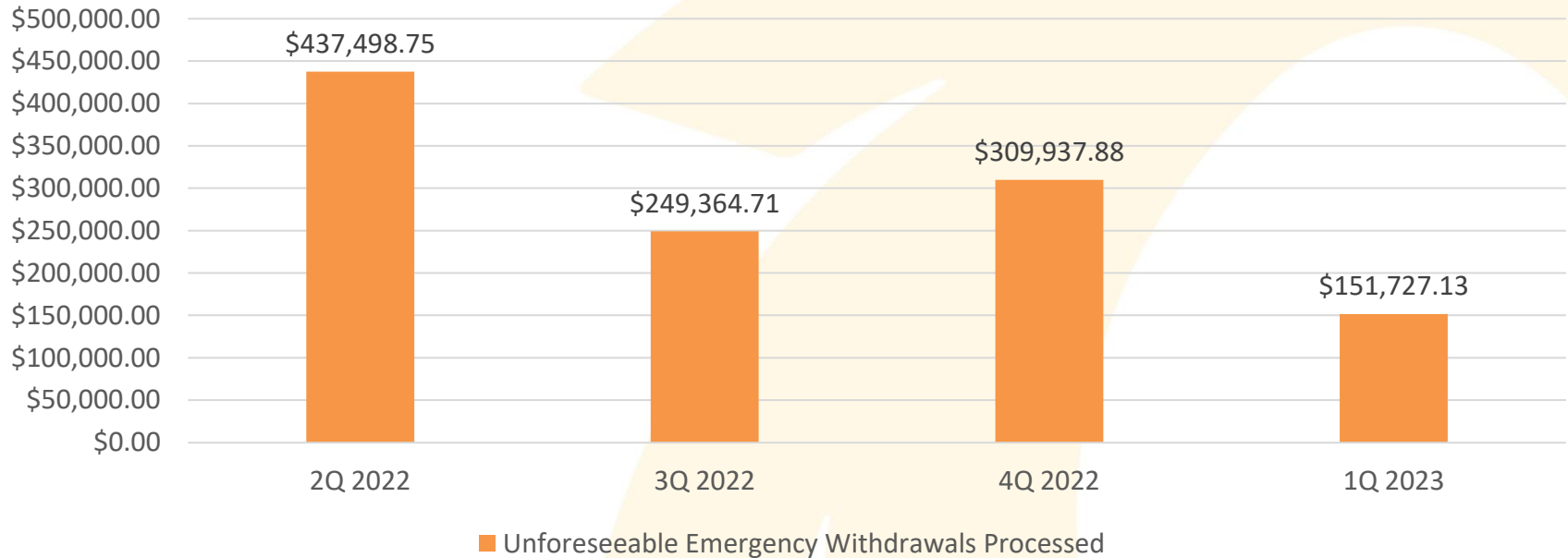
Loan Summary As of March 31, 2023



New Loans Issued 1Q 2023	\$1,426,458.38
Total Outstanding Loans as of March 31, 2023	1,823
Total Outstanding Loan Balance as of March 31, 2023	\$10,646,694.66
Total Outstanding Deemed Loan Balance as of March 31, 2023	\$3,934,897.01

Unforeseeable Emergency Withdrawal Summary

As of March 31, 2023



	Q2 2022	Q3 2022	Q4 2022	Q1 2023
Processed	110	84	79	62
Rejected	124	96	106	128

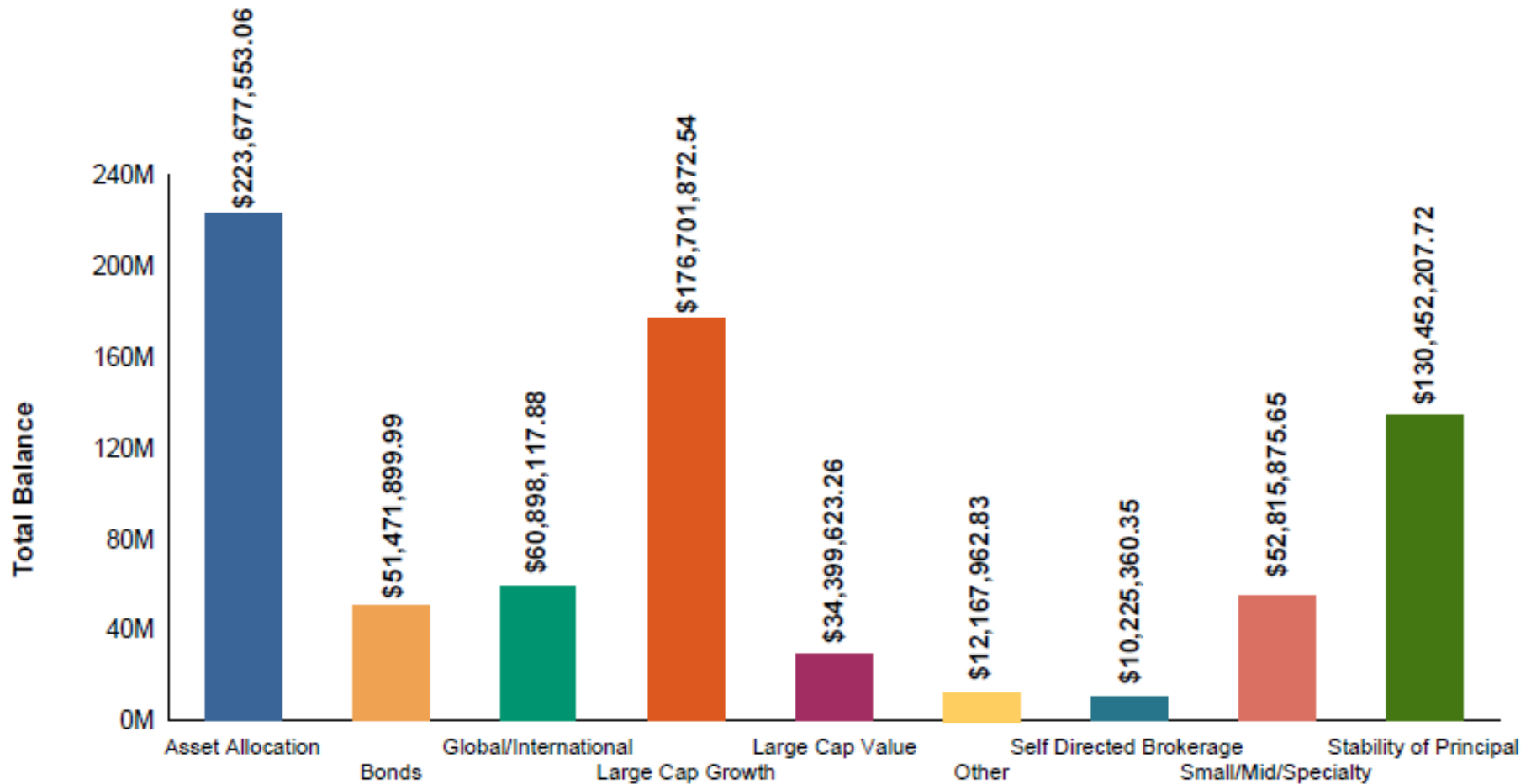
Voya Retirement Advisors, LLC Summary

	January 2023	February 2023	March 2023
Total participants eligible for advice	22,781	22,821	22,849
Advisor Service Activity			
# Participants with a balance that have used the VRA Services	3,056	3,042	3,061
% Participants with a balance that have used the VRA Services	13.41%	13.33%	13.40%
VRA Advisor Calls	639	589	580
Online Advice Adopters	930	946	951
Professional Management Members	1,487	1,507	1,530
Monthly VRA Investment Advisor Activity			
Calls	33	29	39
Received a Retirement Plan	23	15	15
Processed a Transaction	8	2	6
Monthly Online Activity			
New Adopters	24	13	14
Received Forecast	19	6	13
Received Advice Online	19	6	13
Professional Management Activity			
Net Activity	7	20	23
Total Members	1,487	1,507	1,530
Total Members Assets	\$75,231,960	\$71,950,858	\$74,449,376
Average Member Balance	\$50,593	\$47,744	\$48,660

Asset Analysis



Asset Class Summary As of March 31, 2023

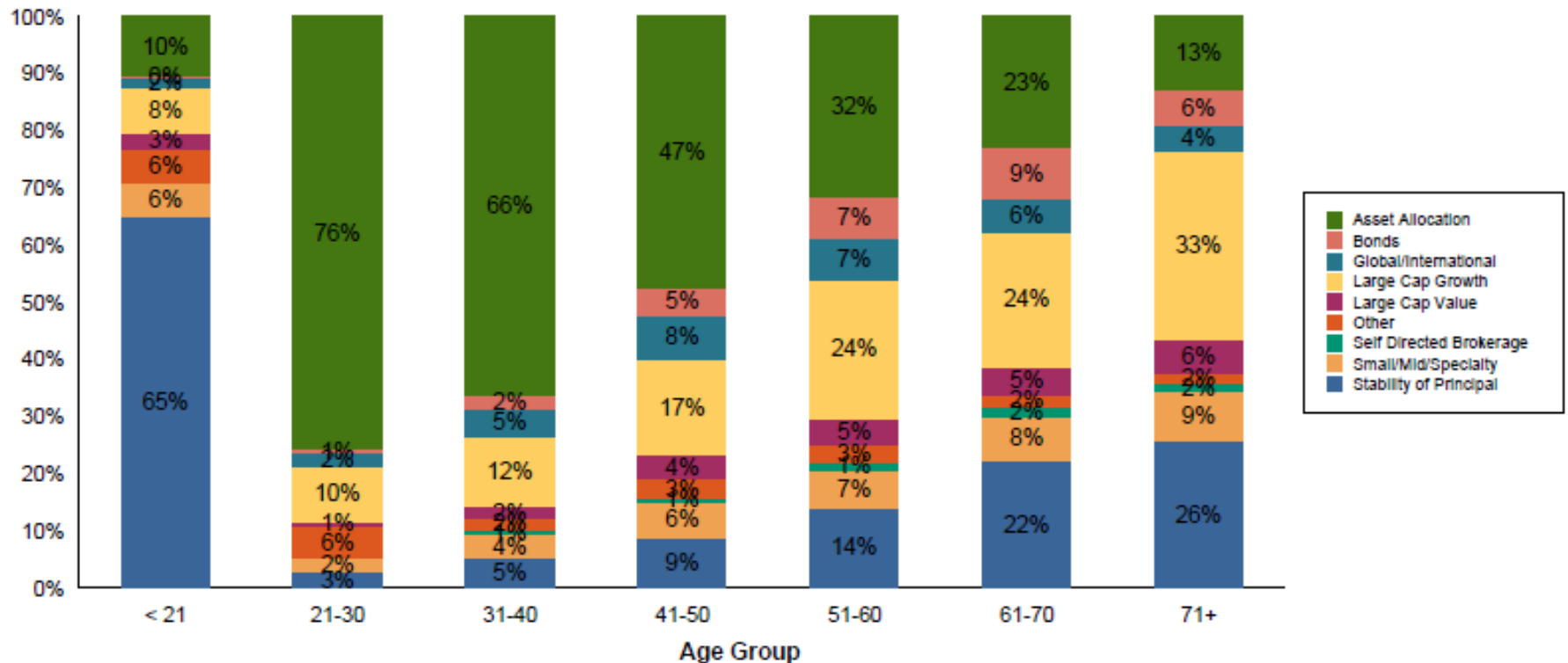


Asset Class Summary As of March 31, 2023

Asset Class	Balance	Percentage of Total Assets
Asset Allocation	\$223,677,553.06	29.71%
Bonds	\$51,471,899.99	6.84%
Global/International	\$60,898,117.88	8.09%
Large Cap Growth	\$176,701,872.54	23.46%
Large Cap Value	\$34,399,623.26	4.57%
Other	\$12,167,962.83	1.62%
Self Directed Brokerage	\$10,225,360.35	1.36%
Small/Mid/Specialty	\$52,815,875.65	7.02%
Stability of Principal	\$130,452,207.72	17.33%

Asset Class Balances by Age Group

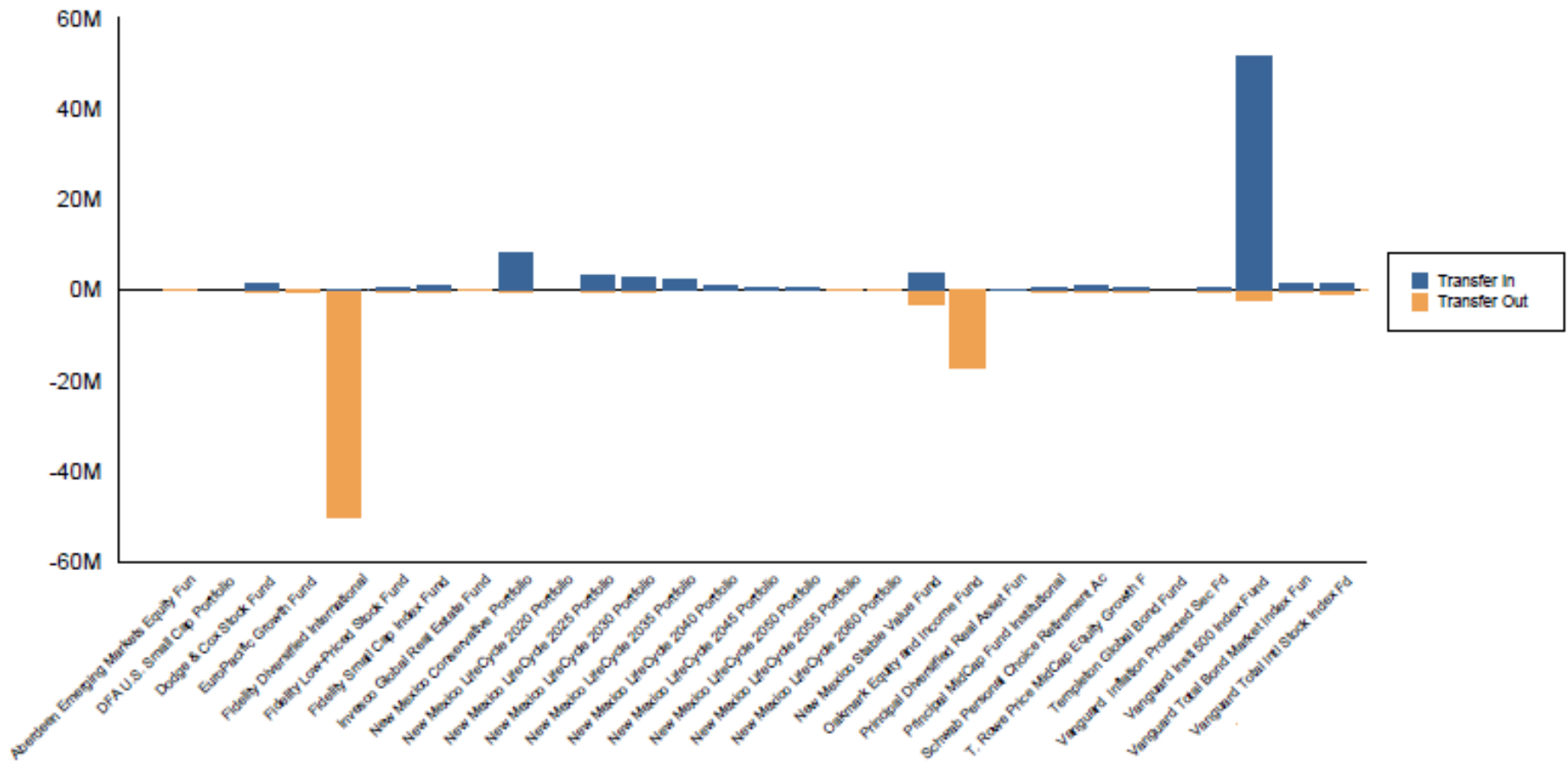
As of March 31, 2023



Age Range	< 21	21 - 30	31 - 40	41 - 50	51 - 60	61 - 70	71+
Total Balance	\$351,616.45	\$8,047,586.20	\$47,935,357.87	\$104,331,391.28	\$200,409,927.01	\$239,664,691.26	\$141,278,972.79
Total Participants	11	646	2,127	2,288	2,106	1,188	1

Transfer Activity by Investment

January 1, 2023 - March 31, 2023



Transfer Activity by Investment

January 1, 2023 – March 31, 2023

Investment Name	Transfers In	Transfers Out	Net
Aberdeen Emerging Markets Equity Fun	\$20,558.34	(\$110,191.03)	-\$89,632.69
Dodge & Cox Stock Fund	\$1,330,783.22	(\$703,539.04)	\$627,244.18
EuroPacific Growth Fund	\$70,329.83	(\$312,714.17)	-\$242,384.34
Fidelity Contrafund	\$159,508.03	(\$50,234,254.29)	-\$50,074,746.26
Fidelity Diversified International	\$132,506.11	(\$233,570.63)	-\$101,064.52
Fidelity Low-Priced Stock Fund	\$432,482.97	(\$382,221.45)	\$50,261.52
Fidelity Small Cap Index Fund	\$957,475.15	(\$443,431.69)	\$514,043.46
Invesco Global Real Estate Fund	\$21,667.26	(\$130,854.40)	-\$109,187.14
New Mexico Conservative Portfolio	\$8,038,717.40	(\$476,915.75)	\$7,561,801.65
New Mexico LifeCycle 2025 Portfolio	\$3,006,659.75	(\$547,624.09)	\$2,459,035.66
New Mexico LifeCycle 2030 Portfolio	\$2,478,802.69	(\$348,737.04)	\$2,130,065.65
New Mexico LifeCycle 2035 Portfolio	\$2,074,030.88	(\$251,683.00)	\$1,822,347.88
New Mexico LifeCycle 2040 Portfolio	\$690,576.03	(\$33,641.13)	\$656,934.90
New Mexico LifeCycle 2045 Portfolio	\$409,306.74	(\$200,414.66)	\$208,892.08
New Mexico LifeCycle 2050 Portfolio	\$365,116.81	(\$66,981.34)	\$298,135.47
New Mexico LifeCycle 2055 Portfolio	\$8,960.68	(\$96,151.43)	-\$87,190.75
New Mexico LifeCycle 2060 Portfolio	\$78,679.05	(\$49,569.21)	\$29,109.84
New Mexico Stable Value Fund	\$3,617,765.52	(\$3,022,772.97)	\$594,992.55
Oakmark Equity and Income Fund	\$94,633.84	(\$17,207,583.68)	-\$17,112,949.84
Principal Diversified Real Asset Fun	\$137,060.38	(\$68,842.64)	\$68,217.74
Principal MidCap Fund Institutional	\$299,578.03	(\$342,014.36)	-\$42,436.33
Schwab Personal Choice Retirement Ac	\$705,940.69	(\$558,773.40)	\$147,167.29
T. Rowe Price MidCap Equity Growth F	\$494,743.33	(\$414,524.35)	\$80,218.98
Vanguard Inflation Protected Sec Fd	\$556,345.70	(\$415,373.35)	\$140,972.35
Vanguard Instl 500 Index Fund	\$51,488,654.55	(\$2,247,035.86)	\$49,241,618.69
Vanguard Total Bond Market Index Fun	\$1,411,774.17	(\$525,558.28)	\$886,215.89
Vanguard Total Intl Stock Index Fd	\$1,270,802.34	(\$867,015.34)	\$403,787.00
Welngtn CIF II Opp Em Mk Dbt 1	\$18,650.39	(\$80,121.30)	-\$61,470.91
	\$80,372,109.88	(\$80,372,109.88)	\$0.00

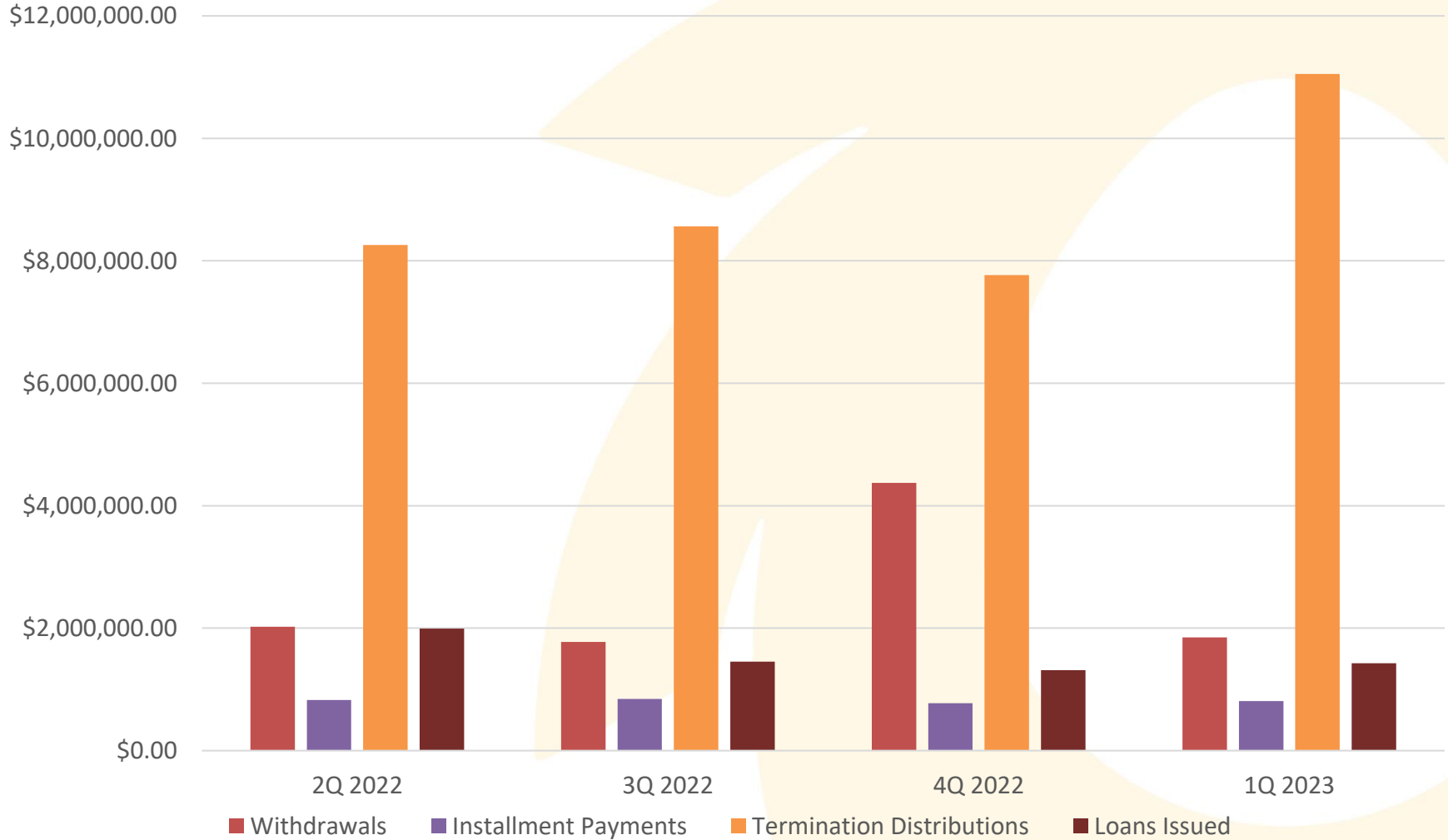
Withdrawals and Distributions by Investment

January 1, 2023 - March 31, 2023

Fund Long Name	Payments - Terms	Payments - Withdrawals
Fidelity Small Cap Index Fund	-\$241,392.43	-\$69,809.36
Transamerica Life		
Vanguard Instl 500 Index Fund	-\$2,322,339.86	-\$255,024.39
Vanguard Inflation Protected	-\$116,869.00	-\$20,353.21
EuroPacific Growth Fund	-\$100,366.74	-\$15,517.06
Invesco Global Real Estate Fun	-\$2,785.28	-\$23.79
Principal MidCap Fund Institut	-\$145,616.03	-\$12,478.77
Dodge & Cox Stock Fund	-\$678,701.16	-\$62,333.28
Principal Diversified Real Ass	-\$14,818.79	-\$500.00
T. Rowe Price MidCap Equity Gr	-\$320,708.78	-\$65,091.91
Oakmark Equity and Income Fund	-\$109,699.62	-\$13,659.35
Vanguard Total Bond Market Ind	-\$387,010.99	-\$74,044.68
Aberdeen Emerging Markets Equi	-\$10,551.80	-\$94.58
Vanguard Total Intl Stock Inde	-\$331,537.41	-\$72,159.76
New Mexico Conservative Portfo	-\$515,796.18	-\$86,810.90
New Mexico LifeCycle 2025 Port	-\$790,524.13	-\$105,123.64
New Mexico LifeCycle 2030 Port	-\$164,894.28	-\$20,883.73
New Mexico LifeCycle 2035 Port	-\$870,728.91	-\$110,229.57
New Mexico LifeCycle 2040 Port	-\$175,745.39	-\$46,968.21
New Mexico LifeCycle 2045 Port	-\$290,673.42	-\$174,275.11
New Mexico LifeCycle 2050 Port	-\$49,947.90	-\$31,916.31
New Mexico LifeCycle 2055 Port	-\$204,876.47	-\$72,270.05
New Mexico Stable Value Fund	-\$2,955,240.26	-\$253,131.01
Fidelity Low-Priced Stock Fund	-\$153,525.26	-\$6,961.04
Fidelity Contrafund	-\$683,314.20	-\$56,405.49
Fidelity Diversified Internati	-\$211,452.58	-\$8,427.54
Schwab Personal Choice Retirem		
LOAN FUND		
DEEMED LOAN FUND		-\$213,182.43
Welngtn CIF II Opp Em Mk Dbt 1	-\$9,628.76	-\$83.54
New Mexico LifeCycle 2060 Port	-\$666.84	

Withdrawal and Distribution Breakdown

January 1, 2023 – March 31, 2023



Quarterly Fee Reconciliation

Fee Summary					
Quarterly Fee Reconciliation					
REVENUES		2Q 2022	3Q 2022	4Q 2022	1Q 2023
PARTICIPANT REVENUES					
Asset / Admin Fee Amount Collected*					
Asset / Admin Fee Amount Collected**		\$368,829.36	\$364,724.81	\$374,980.84	\$379,493.23
PRODUCT PROVIDER REVENUES					
	Total Product Provider Revenues	\$35,969.73	\$35,957.77	\$32,891.99	\$31,992.31
GRAND TOTAL REVENUES		\$406,376.12	\$400,682.58	\$407,872.83	\$411,485.54
PAYMENTS					
Voya Recordkeeping Fee					
Participants					
	Per Participant Fee	\$13.587500	\$13.587500	\$13.587500	\$13.587500
	Number of Participants collected from	22,998	23,093	23,221	23,281
	Total Recordkeeping Fee	\$312,485.33	\$313,776.14	\$315,515.34	\$316,330.59
MEKETA CONSULTING FEE		\$25,000.00	\$25,000.00	\$25,000.00	\$25,000.00
PERA PAYMENT FOR EXPENSES		\$25,000.00	\$25,000.00	\$25,000.00	\$25,000.00
GRAND TOTAL PAYMENT		\$369,485.33	\$363,776.14	\$365,515.34	\$366,330.59
*Participant fee is \$10 per quarter plus 0.135% of assets, not to exceed \$26 per quarter.					
**Participant fee is waived for the first two quarters or until the account balance reaches \$1000, whichever comes first.					

Important disclosure

Not FDIC/NCUA/NCUSIF Insured • Not a Deposit of a Bank/Credit Union • May Lose Value • Not Bank/Credit Union Guaranteed • Not Insured by Any Federal Government Agency

Any insurance products, annuities and funding agreements that you may have purchased are sold as securities and are issued by Voya Retirement Insurance and Annuity Company ("VRIAC"). Fixed annuities are issued by VRIAC. VRIAC is solely responsible for meeting its obligations. Plan administrative services provided by VRIAC or Voya Institutional Plan Services, LLC ("VIPS"). Neither VRIAC nor VIPS engage in the sale or solicitation of securities. If custodial or trust agreements are part of this arrangement, they may be provided by Voya Institutional Trust Company. All companies are members of the Voya family of companies. Securities distributed by Voya Financial Partners, LLC (member SIPC) or other broker-dealers with which it has a selling agreement. All products or services may not be available in all states.